

LACTATED RINGERS AND DEXTROSE- sodium chloride, sodium lactate, potassium chloride, calcium chloride, and dextrose monohydrate injection, solution
HF Acquisition Co LLC, DBA HealthFirst

LACTATED RINGER'S AND 5% DEXTROSE INJECTION, USP 1000mL BAG

SPL UNCLASSIFIED

Flexible Plastic Container

Rx only

DESCRIPTION

These products are sterile, nonpyrogenic solutions each containing isotonic concentrations of electrolytes (with or without dextrose) in water for injection. The solutions containing dextrose and electrolytes are hypertonic; those containing only electrolytes are isotonic. They are administered by intravenous infusion for parenteral replacement of extracellular losses of fluid and electrolytes, with or without minimal carbohydrate calories.

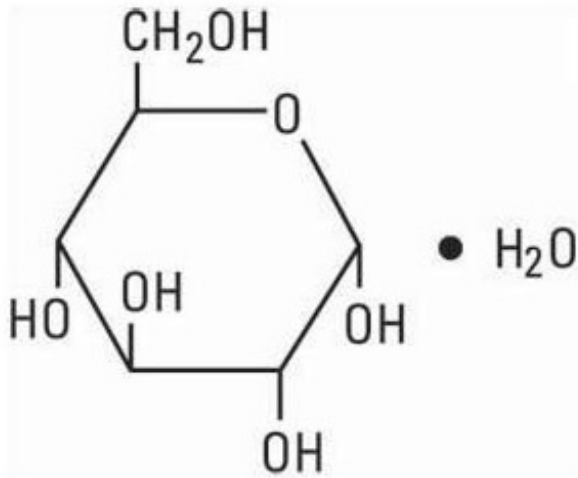
Each 100 mL of Lactated Ringer's Injection, USP contains sodium chloride 600 mg, sodium lactate, anhydrous 310 mg, potassium chloride 30 mg and calcium chloride, dihydrate 20 mg. May contain hydrochloric acid and/or sodium hydroxide for pH adjustment. A liter provides 9 calories (from lactate), sodium (Na⁺), 130 mEq, potassium (K⁺) 4 mEq, calcium (Ca⁺⁺) 3 mEq, chloride (Cl⁻) 109 mEq and lactate [CH₃CH(OH) COO⁻] 28 mEq. The electrolyte content is isotonic (273 mOsmol/liter, calc.) in relation to the extracellular fluid (approx. 280 mOsmol/liter). The pH of the solution is 6.6 (6.0 – 7.5).

Each 100 mL of Lactated Ringer's and 5% Dextrose Injection, USP contains dextrose, hydrous 5 g plus the same ingredients and mEq values as Lactated Ringer's Injection, USP (contains only hydrochloric acid for pH adjustment). A liter provides 179 calories (from dextrose and lactate) and has a hypertonic osmolar concentration of 525 mOsmol (calc.). The pH is 4.9 (4.0 – 6.5).

The solutions contain no bacteriostat, antimicrobial agent or added buffer (except for pH adjustment) and each is intended only for use as a single-dose injection. When smaller doses are required the unused portion should be discarded.

The solutions are parenteral fluid, nutrient and/or electrolyte replenishers.

Dextrose, USP is chemically designated D-glucose, monohydrate (C₆H₁₂O₆ • H₂O), a hexose sugar freely soluble in water. It has the following structural formula:



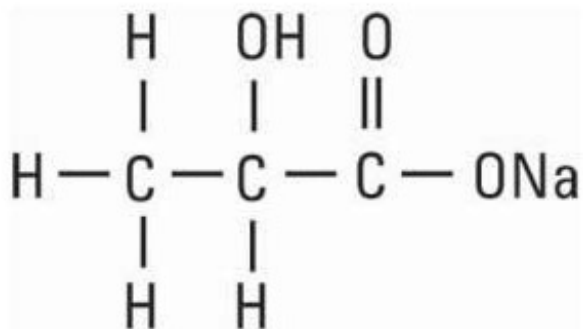
Calcium Chloride, USP is chemically designated calcium chloride, dihydrate ($\text{CaCl}_2 \cdot 2 \text{H}_2\text{O}$), white fragments or granules freely soluble in water.

Potassium Chloride, USP is chemically designated KCl, a white granular powder freely soluble in water.

Sodium Chloride, USP is chemically designated NaCl, a white crystalline powder freely soluble in water.

Sodium Lactate, USP is chemically designated monosodium lactate [$\text{CH}_3\text{CH}(\text{OH})\text{COONa}$], a 60% aqueous solution miscible in water.

It has the following structural formula:



Water for Injection, USP is chemically designated H_2O .

The flexible plastic container is fabricated from a specially formulated polyvinylchloride. Water can permeate from inside the container into the overwrap but not in amounts sufficient to affect the solution significantly. Solutions inside the plastic container also can leach out certain of their chemical components in very small amounts before the expiration period is attained. However, the safety of the plastic has been confirmed by tests in animals according to USP biological standards for plastic containers.

CLINICAL PHARMACOLOGY

When administered intravenously, these solutions provide sources of water and electrolytes with or without minimal carbohydrate calories. Their electrolyte content resembles that of the principal ionic constituents of normal plasma and the solutions therefore are suitable for parenteral replacement of extracellular losses of fluid and electrolytes, with or without carbohydrate calories.

Solutions containing carbohydrate in the form of dextrose restore blood glucose levels and provide

calories.

Carbohydrate in the form of dextrose may aid in minimizing liver glycogen depletion and exerts a protein-sparing action. Dextrose injected parenterally undergoes oxidation to carbon dioxide and water.

Calcium chloride in water dissociates to provide calcium (Ca^{++}) and chloride (Cl^-) ions. They are normal constituents of the body fluids and are dependent on various physiologic mechanisms for maintenance of balance between intake and output. Approximately 80% of body calcium is excreted in the feces as insoluble salts; urinary excretion accounts for the remaining 20%.

Potassium chloride in water dissociates to provide potassium (K^+) and chloride (Cl^-) ions. Potassium is found in low concentration in plasma and extracellular fluids (3.5 to 5.0 mEq/liter in a healthy adult). It is the chief cation of body cells (160 mEq/liter of intracellular water). Potassium plays an important role in electrolyte balance. Normally about 80 to 90% of the potassium intake is excreted in the urine; the remainder in the stools and to a small extent, in the perspiration. The kidney does not conserve potassium well so that during fasting or in patients on a potassium-free diet, potassium loss from the body continues resulting in potassium depletion.

Sodium chloride in water dissociates to provide sodium (Na^+) and chloride (Cl^-) ions. Sodium (Na^+) is the principal cation of the extracellular fluid and plays a large part in the therapy of fluid and electrolyte disturbances. Chloride (Cl^-) has an integral role in buffering action when oxygen and carbon dioxide exchange occurs in the red blood cells. The distribution and excretion of sodium (Na^+) and chloride (Cl^-) are largely under the control of the kidney which maintains a balance between intake and output.

Sodium lactate provides sodium (Na^+) and lactate ($\text{C}_3\text{H}_5\text{O}_3^-$) ions. The lactate anion is in equilibrium with pyruvate and has an alkalizing effect resulting from simultaneous removal by the liver of lactate and hydrogen ions. In the liver, lactate is metabolized to glycogen which is ultimately converted to carbon dioxide and water by oxidative metabolism. The sodium (Na^+) ion combines with bicarbonate ion produced from carbon dioxide of the body and thus retains bicarbonate to combat metabolic acidosis (bicarbonate deficiency). The normal plasma level of lactate ranges from 0.9 to 1.9 mEq/liter.

Water is an essential constituent of all body tissues and accounts for approximately 70% of total body weight. Average normal adult daily requirement ranges from two to three liters (1.0 to 1.5 liters each for insensible water loss by perspiration and urine production).

Water balance is maintained by various regulatory mechanisms. Water distribution depends primarily on the concentration of electrolytes in the body compartments and sodium (Na^+) plays a major role in maintaining physiologic equilibrium.

INDICATIONS & USAGE

These solutions are indicated for parenteral replacement of extracellular losses of fluid and electrolytes, with or without minimal carbohydrate calories, as required by the clinical condition of the patient.

CONTRAINDICATIONS

Solutions containing lactate are NOT FOR USE IN THE TREATMENT OF LACTIC ACIDOSIS.

WARNINGS

Solutions containing calcium ions should not be administered simultaneously through the same administration set as blood because of the likelihood of coagulation.

Solutions which contain potassium should be used with great care, if at all, in patients with hyperkalemia, severe renal failure and in conditions in which potassium retention is present.

Solutions containing sodium ions should be used with great care, if at all, in patients with congestive

heart failure, severe renal insufficiency and in clinical states in which there exists edema with sodium retention.

In patients with diminished renal function, administration of solutions containing sodium or potassium ions may result in sodium or potassium retention.

Solutions containing lactate ions should be used with great care in patients with metabolic or respiratory alkalosis. The administration of lactate ions should be done with great care where there is an increased level or an impaired utilization of lactate ions, as in severe hepatic insufficiency.

The intravenous administration of these solutions can cause fluid and/or solute overloading resulting in dilution of serum electrolyte concentrations, overhydration, congested states or pulmonary edema. The risk of dilutional states is inversely proportional to the electrolyte concentrations of administered parenteral solutions.

The risk of solute overload causing congested states with peripheral and pulmonary edema is directly proportional to the electrolyte concentrations of such solutions.

PRECAUTIONS

Clinical evaluation and periodic laboratory determinations are necessary to monitor changes in fluid balance, electrolyte concentrations and acid-base balance during prolonged parenteral therapy or whenever the condition of the patient warrants such evaluation.

Solutions containing dextrose should be used with caution in patients with known subclinical or overt diabetes mellitus.

Caution must be exercised in the administration of parenteral fluids, especially those containing sodium ions, to patients receiving corticosteroids or corticotropin.

Potassium containing solutions should be used with caution in the presence of cardiac disease, particularly in digitalized patients or in the presence of renal disease.

Solutions containing lactate ions should be used with caution as excess administration may result in metabolic alkalosis.

Do not administer unless solution is clear and container is undamaged. Discard unused portion.

Pregnancy Category C. Animal reproduction studies have not been conducted with Ringer's Injection, USP, Ringer's and Dextrose Injection, USP, Lactated Ringer's Injection, USP or Lactated Ringer's and Dextrose Injection, USP. It is also not known whether these injections can cause fetal harm when administered to a pregnant woman or can affect reproduction capacity. These injections should be given to a pregnant woman only if clearly needed.

Pediatric Use: The safety and effectiveness in the pediatric population are based on the similarity of the clinical conditions of the pediatric and adult populations. In neonates or very small infants the volume of fluid may affect fluid and electrolyte balance.

Frequent monitoring of serum glucose concentrations is required when dextrose is prescribed to pediatric patients, particularly neonates and low birth weight infants.

In very low birth weight infants, excessive or rapid administration of dextrose injection may result in increased serum osmolarity and possible intracerebral hemorrhage.

ADVERSE REACTIONS

Reactions which may occur because of the solution or the technique of administration include febrile response, infection at the site of injection, venous thrombosis or phlebitis extending from the site of injection, extravasation and hypervolemia.

If an adverse reaction does occur, discontinue the infusion, evaluate the patient, institute appropriate

therapeutic countermeasures and save the remainder of the fluid for examination if deemed necessary.

OVERDOSAGE

In the event of overhydration or solute overload, re-evaluate the patient and institute appropriate corrective measures. See WARNINGS, PRECAUTIONS, and ADVERSE REACTIONS.

DOSAGE & ADMINISTRATION

The dose is dependent upon the age, weight and clinical condition of the patient.

As reported in the literature, the dosage and constant infusion rate of intravenous dextrose must be selected with caution in pediatric patients, particularly neonates and low birth weight infants, because of the increased risk of hyperglycemia/hypoglycemia.

Drug Interactions

Additives may be incompatible. Consult with pharmacist, if available. When introducing additives, use aseptic technique, mix thoroughly and do not store.

The presence of calcium limits their compatibility with certain drugs that form precipitates of calcium salts, and also prohibits their simultaneous infusion through the same administration set as blood because of the likelihood of coagulation.

Parenteral drug products should be inspected visually for particulate matter and discoloration prior to administration, whenever solution and container permit. See PRECAUTIONS.

INSTRUCTIONS FOR USE

To Open:

Tear outer wrap at notch and remove solution container. If supplemental medication is desired, follow directions below before preparing for administration. Some opacity of the plastic due to moisture absorption during the sterilization process may be observed. This is normal and does not affect the solution quality or safety. The opacity will diminish gradually.

To Add Medication

Prepare additive port.

Using aseptic technique and an additive delivery needle of appropriate length, puncture resealable additive port at target area, inner diaphragm and inject. Withdraw needle after injecting medication.

The additive port may be protected by covering with an additive cap.

Mix container contents thoroughly.

Preparation for Administration

(Use aseptic technique)

Close flow control clamp of administration set.

Remove cover from outlet port at bottom of container.

Insert piercing pin of administration set into port with a twisting motion until the set is firmly seated.

NOTE: See full directions on administration set carton.

Suspend container from hanger.

Squeeze and release drip chamber to establish proper fluid level in chamber.

Open flow control clamp and clear air from set. Close clamp.

Attach set to venipuncture device. If device is not indwelling, prime and make venipuncture.

Regulate rate of administration with flow control clamp.

WARNING: DO NOT USE FLEXIBLE CONTAINER IN SERIES CONNECTIONS.

HOW SUPPLIED

LACTATED RINGER'S AND 5% DEXTROSE INJECTION, USP is supplied in the following dosage forms.

NDC 51662-1521-1 LACTATED RINGER'S AND 5% DEXTROSE INJECTION, USP 1000mL BAG

HF Acquisition Co LLC, DBA HealthFirst
Mukilteo, WA 98275

Also supplied in the following manufacture supplied dosage forms

These solutions are supplied in single-dose flexible plastic containers as follows:

NDC No.	Product Name	Container Size (mL)
0409-7953-02 [‡]	Lactated Ringer's Inj., USP	250
0990-7953-02 [‡]	Lactated Ringer's Inj., USP	250
0409-7953-03 [†]	Lactated Ringer's Inj., USP	500
0990-7953-03 [†]	Lactated Ringer's Inj., USP	500
0409-7953-09 [†]	Lactated Ringer's Inj., USP	1000
0990-7953-09 [†]	Lactated Ringer's Inj., USP	1000
0409-7929-03 [†]	Lactated Ringer's and 5% Dextrose Inj., USP	500
0990-7929-03 [†]	Lactated Ringer's and 5% Dextrose Inj., USP	500
0409-7929-09 [†]	Lactated Ringer's and 5% Dextrose Inj., USP	1000
0990-7929-09 [†]	Lactated Ringer's and 5% Dextrose Inj., USP	1000

* Manufactured by ICU Medical, Inc., Lake Forest, Illinois, 60045, USA

† Manufactured for ICU Medical, Inc., Lake Forest, Illinois, 60045, USA

ICU Medical is transitioning NDC codes from "0409" to a "0990" labeler code. Both NDC codes are expected to be in the market for a period of time.

Store at 20 to 25°C (68 to 77°F). [See USP Controlled Room Temperature.] Protect from freezing.

Revised: April, 2018

EN-4688

PRINCIPAL DISPLAY PANEL - 1000mL BAG OVERWRAP - NDC 0990-7929-09

TO OPEN TEAR AT NOTCH



HDPE

DO NOT REMOVE FROM OVERWRAP UNTIL READY FOR USE. AFTER REMOVING THE OVERWRAP, CHECK FOR MINUTE LEAKS BY SQUEEZING CONTAINER FIRMLY. IF LEAKS ARE FOUND, DISCARD SOLUTION AS STERILITY MAY BE IMPAIRED. RECOMMENDED STORAGE: ROOM TEMPERATURE (25°C). AVOID EXCESSIVE HEAT. PROTECT FROM FREEZING. SEE INSERT.

98-4321-R14-3/98

PRINCIPAL DISPLAY PANEL - 1000 mL BAG LABEL - NDC 0990-7929-09

1000 mL

NDC 0990-7929-09

LACTATED RINGER'S and

5% DEXTROSE

Injection, USP

EACH 100 mL CONTAINS DEXTROSE, HYDROUS 5g; SODIUM LACTATE, ANHYD. 310 mg; SODIUM CHLORIDE 600 mg; POTASSIUM CHLORIDE 30 mg; CALCIUM CHLORIDE, DIHYDRATE 20 mg IN WATER FOR INJECTION. pH ADJUSTED WITH HCl.

ELECTROLYTES PER 1000 mL (NOT INCLUDING pH ADJUSTMENT): SODIUM 130 mEq; POTASSIUM 4 mEq; CALCIUM 3 mEq; CHLORIDE 109 mEq; LACTATE 28 mEq.

525 mOsmol/LITER (CALC). pH 4.9 (4.0 to 6.5). CAUTION: DO NOT ADMINISTER CALCIUM CONTAINING SOLUTIONS CONCURRENTLY WITH STORED BLOOD. NOT FOR USE IN THE TREATMENT OF LACTIC ACIDOSIS.

ADDITIVES MAY BE INCOMPATIBLE. CONSULT WITH PHARMACIST, IF AVAILABLE. WHEN INTRODUCING ADDITIVES, USE ASEPTIC TECHNIQUE, MIX THOROUGHLY AND DO NOT STORE. SINGLE-DOSE CONTAINER. FOR I.V. USE. USUAL DOSAGE: SEE INSERT. STERILE, NONPYROGENIC. USE ONLY IF SOLUTION IS CLEAR AND CONTAINER IS UNDAMAGED. MUST NOT BE USED IN SERIES CONNECTIONS.



CONTAINS DEHP




icumedical

IM-4426

ICU Medical, Inc., Lake Forest, Illinois, 60045, USA

—1
—
—2
—
—3
—
—4
—
—5
—
—6
—
—7
—
—8
—
9

PRINCIPAL DISPLAY PANEL - SERIALIZED LABEL - NDC 51662-1521-1





TO OPEN TEAR AT NOTCH

DO NOT REMOVE FROM OVERWRAP UNTIL READY FOR USE. AFTER REMOVING THE OVERWRAP, CHECK FOR MINUTE LEAKS BY SQUEEZING CONTAINER FIRMLY. IF LEAKS ARE FOUND, DISCARD SOLUTION AS STERILITY MAY BE IMPAIRED. RECOMMENDED STORAGE AS TEMPERATURE (25°C). AVOID EXCESSIVE HEAT. PROTECT FROM FREEZING. SEE INSERT.

98-4336-R2-4/98

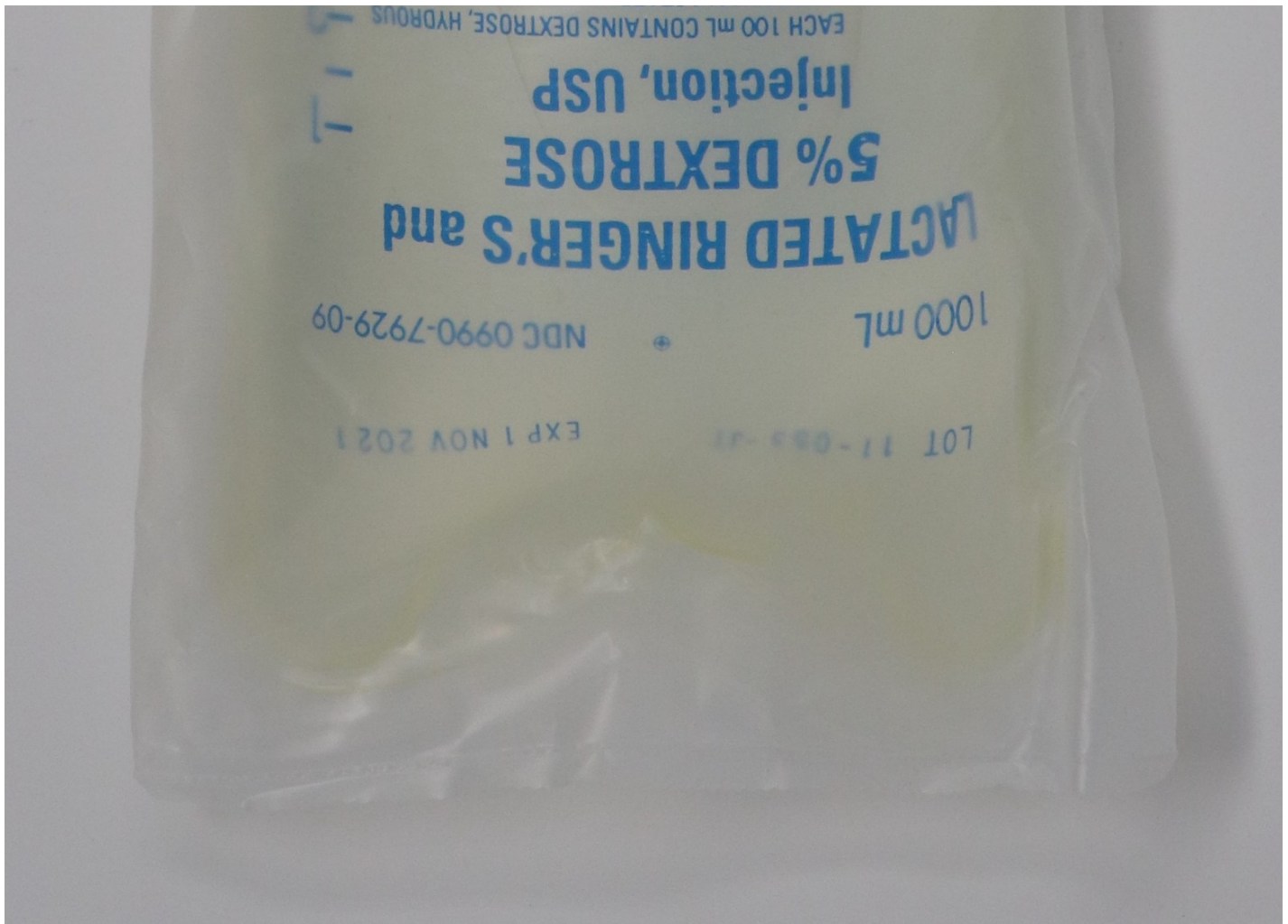


icumedical -
WM-4426
icumedical, Inc., Lake Forest, Illinois, 60045, USA

CONTAINS DEHP



5g: SODIUM LACTATE, ANHYD. 310 mg; SODIUM CHLORIDE 600 mg; POTASSIUM CHLORIDE 30 mg; CALCIUM CHLORIDE, DIHYDRATE 20 mg IN WATER FOR INJECTION, pH ADJUSTED WITH HCl.
ELECTROLYTES PER 1000 mL (NOT INCLUDING pH ADJUSTMENT): SODIUM 130 mg; POTASSIUM 4 meq; CALCIUM 3 meq; CHLORIDE 109 meq; LACTATE 28 meq.
525 mosmol/LITER (CALC). pH 4.9 (4.0 to 6.5).
CAUTION: DO NOT ADMINISTER CALCIUM CONTAINING SOLUTIONS CONCURRENTLY WITH STORED BLOOD. NOT FOR USE IN THE TREATMENT OF LACTIC ACIDOSIS.
ADDITIONS MAY BE INCOMPATIBLE. CONSULT WITH PHARMACIST, IF AVAILABLE. WHEN INTRODUCING ADDITIVES, USE ASEPTIC TECHNIQUE, MIX THOROUGHLY AND DO NOT STORE SINGLE-DOSE CONTAINER FOR IV. USE USUAL DOSAGE. SEE INSERT. STERILE, NONPYROGENIC. USE ONLY IF SOLUTION IS CLEAR AND CONTAINER IS UNDAMAGED. MUST NOT BE USED IN SERIES CONNECTIONS.



LACTATED RINGERS AND DEXTROSE

sodium chloride, sodium lactate, potassium chloride, calcium chloride, and dextrose monohydrate injection, solution

Product Information

Product Type	HUMAN PRESCRIPTION DRUG	Item Code (Source)	NDC:51662-1521(NDC:0990-7929)
Route of Administration	INTRAVENOUS		

Active Ingredient/Active Moiety

Ingredient Name	Basis of Strength	Strength
DEXTROSE MONOHYDRATE (UNII: LX22YL083G) (ANHYDROUS DEXTROSE - UNII:5SL0G7R0OK)	DEXTROSE MONOHYDRATE	5 g in 100 mL
SODIUM LACTATE (UNII: TU7HW0W0QT) (SODIUM CATION - UNII:LYR4M0NH37, LACTIC ACID, UNSPECIFIED FORM - UNII:33X04XA5AT)	SODIUM LACTATE	310 mg in 100 mL
SODIUM CHLORIDE (UNII: 451W47IQ8 X) (SODIUM CATION - UNII:LYR4M0NH37, CHLORIDE ION - UNII:Q32ZN48698)	SODIUM CHLORIDE	600 mg in 100 mL
POTASSIUM CHLORIDE (UNII: 660YQ98I10) (POTASSIUM CATION - UNII:295O53K152, CHLORIDE ION - UNII:Q32ZN48698)	POTASSIUM CHLORIDE	30 mg in 100 mL
CALCIUM CHLORIDE (UNII: M410D6VV5M) (CALCIUM CATION - UNII:2M83C4R6ZB, CHLORIDE ION - UNII:Q32ZN48698)	CALCIUM CHLORIDE	20 mg in 100 mL

Inactive Ingredients

Ingredient Name	Strength
HYDROCHLORIC ACID (UNII: QTT17582CB)	

Packaging

#	Item Code	Package Description	Marketing Start Date	Marketing End Date
1	NDC:51662-1521-1	1000 mL in 1 BAG; Type 0: Not a Combination Product	05/21/2020	

Marketing Information

Marketing Category	Application Number or Monograph Citation	Marketing Start Date	Marketing End Date
NDA	NDA017608	05/21/2020	

Labeler - HF Acquisition Co LLC, DBA HealthFirst (045657305)**Registrant** - HF Acquisition Co LLC, DBA HealthFirst (045657305)**Establishment**

Name	Address	ID/FEI	Business Operations
HF Acquisition Co LLC, DBA HealthFirst		045657305	relabel(51662-1521)

Revised: 5/2020

HF Acquisition Co LLC, DBA HealthFirst