

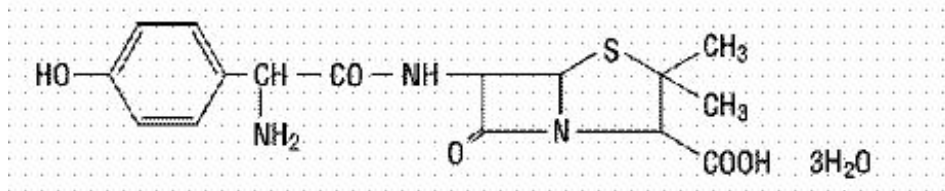
AMOXICILLIN AND CLAVULANATE POTASSIUM - amoxicillin and clavulanate potassium tablet, chewable
Physicians Total Care, Inc.

Rx Only

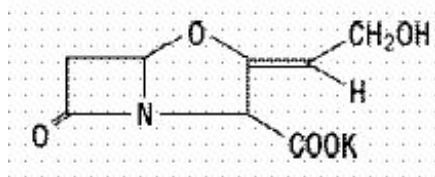
To reduce the development of drug-resistant bacteria and maintain the effectiveness of amoxicillin and clavulanate potassium for oral suspension, and amoxicillin and clavulanate potassium tablets (chewable) and other antibacterial drugs, amoxicillin and clavulanate potassium for oral suspension, and amoxicillin and clavulanate potassium tablets (chewable) should be used only to treat or prevent infections that are proven or strongly suspected to be caused by bacteria.

DESCRIPTION

Amoxicillin and clavulanate potassium for oral suspension, and amoxicillin and clavulanate potassium tablets(chewable) is an oral antibacterial combination consisting of the semisynthetic antibiotic amoxicillin and the β -lactamase inhibitor, clavulanate potassium (the potassium salt of clavulanic acid). Amoxicillin is an analog of ampicillin, derived from the basic penicillin nucleus, 6- aminopenicillanic acid. The amoxicillin molecular formula is $C_{16}H_{19}N_3O_5S \cdot 3H_2O$, and the molecular weight is 419.46. Chemically, amoxicillin is (2S,5R,6R)-6-[(R)-(-)-2-Amino-2-(p-hydroxyphenyl)acetamido]-3,3-dimethyl-7-oxo-4-thia-1-azabicyclo[3.2.0]heptane-2-carboxylic acid trihydrate and may be represented structurally as:



Clavulanic acid is produced by the fermentation of *Streptomyces clavuligerus*. It is a β -lactam structurally related to the penicillins and possesses the ability to inactivate a wide variety of β -lactamases by blocking the active sites of these enzymes. Clavulanic acid is particularly active against the clinically important plasmid-mediated β -lactamases frequently responsible for transferred drug resistance to penicillins and cephalosporins. The clavulanate potassium molecular formula is $C_8H_8KNO_5$, and the molecular weight is 237.25. Chemically, clavulanate potassium is potassium (Z)- (2R,5R)-3-(2-hydroxyethylidene)-7-oxo-4-oxa-1-azabicyclo[3.2.0]-heptane-2-carboxylate and may be represented structurally as:



Powder for Oral Suspension:Each 5 mL of reconstituted amoxicillin and clavulanate potassium for

oral suspension 200 mg/5 mL contains 0.14 mEq potassium. Each 5 mL of reconstituted amoxicillin and clavulanate potassium for oral suspension 400 mg/5 mL contains 0.29 mEq of potassium. **Inactive Ingredients:** Aspartame•, colloidal silicon dioxide, flavor strawberry, flavor strawberry guarana, monosodium citrate, silicon dioxide, sodium citrate (as dihydrate), xanthan gum.

Chewable Tablets: Each 200 mg/28.5 mg chewable tablet contains 0.15 mEq potassium. Each 400 mg chewable tablet contains 0.30 mEq of potassium. **Inactive Ingredients:** Aspartame•, FD&C red No. 40 aluminum lake, glycine, povidone, magnesium stearate, mannitol, mint cream flavor, orange cream flavor, silicon dioxide, sodium starch glycolate, tropical blend flavor.

•See **PRECAUTIONS**–Information for the Patient.

CLINICAL PHARMACOLOGY

Amoxicillin and clavulanate potassium are well absorbed from the gastrointestinal tract after oral administration of amoxicillin and clavulanate potassium. Dosing in the fasted or fed state has minimal effect on the pharmacokinetics of amoxicillin. While amoxicillin and clavulanate potassium can be given without regard to meals, absorption of clavulanate potassium when taken with food is greater relative to the fasted state. In 1 study, the relative bioavailability of clavulanate was reduced when amoxicillin and clavulanate potassium was dosed at 30 and 150 minutes after the start of a high-fat breakfast. The safety and efficacy of amoxicillin and clavulanate potassium have been established in clinical trials where amoxicillin and clavulanate potassium was taken without regard to meals.

Oral administration of single doses of amoxicillin and clavulanate potassium for oral suspension 200 mg/5 mL and 400 mg/5 mL, and amoxicillin and clavulanate potassium tablets (chewable) 200 mg/28.5 mg and 400 mg/57 mg) to 28 adult volunteers yielded comparable pharmacokinetic data:

Dose*	AUC _{0-∞} (mcg.hr/mL)	C _{max} (mcg/mL)†		
(amoxicillin/clavulanate potassium)	amoxicillin(± S.D.)	clavulanate potassium(± S.D.)	amoxicillin(± S.D.)	clavulanate potassium(± S.D.)
400 mg/57 mg (5 mL of suspension)	17.29 ± 2.28	2.34 ± 0.94	6.94 ± 1.24	1.10 ± 0.42
400 mg/57 mg (one chewable tablet)	17.24 ± 2.64	2.17 ± 0.73	6.67 ± 1.37	1.03 ± 0.33

* Administered at the start of a light meal.

† Mean values of 28 normal volunteers. Peak concentrations occurred approximately 1 hour after the dose.

Oral administration of 5 mL of amoxicillin and clavulanate potassium 250 mg/5 mL suspension or the equivalent dose of 10 mL amoxicillin and clavulanate potassium 125 mg/5 mL suspension provides average peak serum concentrations approximately 1 hour after dosing of 6.9 mcg/mL for amoxicillin and 1.6 mcg/mL for clavulanic acid. The areas under the serum concentration curves obtained during the first 4 hours after dosing were 12.6 mcg.hr/mL for amoxicillin and 2.9 mcg.hr/mL for clavulanic acid when 5 mL of amoxicillin and clavulanate potassium 250 mg/5 mL suspension or equivalent dose of 10 mL of amoxicillin and clavulanate potassium 125 mg/5 mL suspension was administered to adult volunteers. One amoxicillin and clavulanate potassium 250 mg chewable tablet or two amoxicillin and clavulanate potassium 125 mg chewable tablets are equivalent to 5 mL of amoxicillin and clavulanate potassium 250 mg/5 mL suspension and provide similar serum levels of amoxicillin and clavulanic acid.

Amoxicillin serum concentrations achieved with amoxicillin and clavulanate potassium are similar to

those produced by the oral administration of equivalent doses of amoxicillin alone. The half-life of amoxicillin after the oral administration of amoxicillin and clavulanate potassium is 1.3 hours and that of clavulanic acid is 1 hour. Time above the minimum inhibitory concentration of 1 mcg/mL for amoxicillin has been shown to be similar after corresponding q12h and q8h dosing regimens of amoxicillin and clavulanate potassium in adults and children. Approximately 50% to 70% of the amoxicillin and approximately 25% to 40% of the clavulanic acid are excreted unchanged in urine during the first 6 hours after administration of 10 mL of amoxicillin and clavulanate potassium 250 mg/5 mL suspension.

Concurrent administration of probenecid delays amoxicillin excretion but does not delay renal excretion of clavulanic acid.

Neither component in amoxicillin and clavulanate potassium is highly protein-bound; clavulanic acid has been found to be approximately 25% bound to human serum and amoxicillin approximately 18% bound.

Amoxicillin diffuses readily into most body tissues and fluids with the exception of the brain and spinal fluid. The results of experiments involving the administration of clavulanic acid to animals suggest that this compound, like amoxicillin, is well distributed in body tissues.

Two hours after oral administration of a single 35 mg/kg dose of amoxicillin and clavulanate potassium suspension to fasting children, average concentrations of 3 mcg/mL of amoxicillin and 0.5 mcg/mL of clavulanic acid were detected in middle ear effusions.

Microbiology

Amoxicillin is a semisynthetic antibiotic with a broad spectrum of bactericidal activity against many gram-positive and gram-negative microorganisms. Amoxicillin is, however, susceptible to degradation by β -lactamases, and therefore, the spectrum of activity does not include organisms which produce these enzymes. Clavulanic acid is a β -lactam, structurally related to the penicillins, which possesses the ability to inactivate a wide range of β -lactamase enzymes commonly found in microorganisms resistant to penicillins and cephalosporins. In particular, it has good activity against the clinically important plasmid-mediated β -lactamases frequently responsible for transferred drug resistance.

The formulation of amoxicillin and clavulanic acid in amoxicillin and clavulanate potassium protects amoxicillin from degradation by β -lactamase enzymes and effectively extends the antibiotic spectrum of amoxicillin to include many bacteria normally resistant to amoxicillin and other β -lactam antibiotics. Thus, amoxicillin and clavulanate potassium possess the distinctive properties of a broad-spectrum antibiotic and a β -lactamase inhibitor.

Amoxicillin/clavulanic acid has been shown to be active against most strains of the following microorganisms, both *in vitro* and in clinical infections as described in the **INDICATIONS AND USAGE**.

Gram-Positive Aerobes:

Staphylococcus aureus(β -lactamase and non- β -lactamase-producing)§

§ Staphylococci which are resistant to methicillin/oxacillin must be considered resistant to amoxicillin/clavulanic acid.

Gram-Negative Aerobes:

Enterobacter species (Although most strains of *Enterobacter* species are resistant *in vitro*, clinical efficacy has been demonstrated with amoxicillin and clavulanate potassium in urinary tract infections caused by these organisms.)

Escherichia coli(β -lactamase and non- β -lactamase-producing)

Haemophilus influenzae(β -lactamase and non- β -lactamase-producing)

Klebsiella species (All known strains are β -lactamase-producing.)

Moraxella catarrhalis(β -lactamase and non- β -lactamase-producing)

The following *in vitro* data are available, **but their clinical significance is unknown.**

Amoxicillin/clavulanic acid exhibits *in vitro* minimal inhibitory concentrations (MICs) of 0.5 mcg/mL or less against most ($\geq 90\%$) strains of *Streptococcus pneumoniae*[¶]; MICs of 0.06 mcg/mL or less against most ($\geq 90\%$) strains of *Neisseria gonorrhoeae*; MICs of 4 mcg/mL or less against most ($\geq 90\%$) strains of staphylococci and anaerobic bacteria; and MICs of 8 mcg/mL or less against most ($\geq 90\%$) strains of other listed organisms. However, with the exception of organisms shown to respond to amoxicillin alone, the safety and effectiveness of amoxicillin/clavulanic acid in treating clinical infections due to these microorganisms have not been established in adequate and well-controlled clinical trials.

[¶]Because amoxicillin has greater *in vitro* activity against *S. pneumoniae* than does ampicillin or penicillin, the majority of *S. pneumoniae* strains with intermediate susceptibility to ampicillin or penicillin are fully susceptible to amoxicillin.

Gram-Positive Aerobes:

Enterococcus faecalis[¶]

Staphylococcus epidermidis (β -lactamase and non- β -lactamase-producing)

Staphylococcus saprophyticus (β -lactamase and non- β -lactamase-producing)

Streptococcus pneumoniae^{¶**}

Streptococcus pyogenes^{¶**}

viridans group *Streptococcus* ^{¶**}

Gram-Negative Aerobes:

Eikenella corrodens (β -lactamase and non- β -lactamase-producing)

Neisseria gonorrhoeae[¶] (β -lactamase and non- β -lactamase-producing)

Proteus mirabilis[¶] (β -lactamase and non- β -lactamase-producing)

Anaerobic Bacteria:

Bacteroides species, including *Bacteroides fragilis* (β -lactamase and non- β -lactamase-producing)

Fusobacterium species (β -lactamase and non- β -lactamase-producing)

Peptostreptococcus species ^{**}

[¶] Adequate and well-controlled clinical trials have established the effectiveness of amoxicillin alone in treating certain clinical infections due to these organisms.

^{**} These are non- β -producing organisms, and therefore, are susceptible to amoxicillin alone.

Susceptibility Testing: Dilution Techniques: Quantitative methods are used to determine antimicrobial MICs. These MICs provide estimates of the susceptibility of bacteria to antimicrobial compounds. The MICs should be determined using a standardized procedure. Standardized procedures are based on a dilution method ¹ (broth or agar) or equivalent with standardized inoculum concentrations and standardized concentrations of amoxicillin/clavulanate potassium powder.

The recommended dilution pattern utilizes a constant amoxicillin/clavulanate potassium ratio of 2 to 1 in all tubes with varying amounts of amoxicillin. MICs are expressed in terms of the amoxicillin concentration in the presence of clavulanic acid at a constant 2 parts amoxicillin to 1 part clavulanic acid. The MIC values should be interpreted according to the following criteria:

RECOMMENDED RANGES FOR AMOXICILLIN /CLAVULANIC ACID SUSCEPTIBILITY TESTING

For Gram-Negative Enteric Aerobes:

<u>MIC (mcg/mL)</u>	<u>Interpretation</u>
≤ 8/4	Susceptible (S)
16/8	Intermediate (I)
≥ 32/16	Resistant (R)

For *Staphylococcus*^{††} and *Haemophilus* species:

<u>MIC (mcg/mL)</u>	<u>Interpretation</u>
≤ 4/2	Susceptible (S)
≥ 8/4	Resistant (R)

††*Staphylococci* which are susceptible to amoxicillin/clavulanic acid but resistant to methicillin/oxacillin must be considered as resistant.

For *S. pneumoniae* from non-meningitis sources: Isolates should be tested using amoxicillin/clavulanic acid and the following criteria should be used:

<u>MIC (mcg/mL)</u>	<u>Interpretation</u>
≤ 2/1	Susceptible (S)
4/2	Intermediate (I)
≥ 8/4	Resistant (R)

Note: These interpretive criteria are based on the recommended doses for respiratory tract infections.

A report of “Susceptible” indicates that the pathogen is likely to be inhibited if the antimicrobial compound in the blood reaches the concentration usually achievable. A report of “Intermediate” indicates that the result should be considered equivocal, and, if the microorganism is not fully susceptible to alternative, clinically feasible drugs, the test should be repeated. This category implies possible clinical applicability in body sites where the drug is physiologically concentrated or in situations where high dosage of drug can be used. This category also provides a buffer zone that prevents small uncontrolled technical factors from causing major discrepancies in interpretation. A report of “Resistant” indicates that the pathogen is not likely to be inhibited if the antimicrobial compound in the blood reaches the concentrations usually achievable; other therapy should be selected.

Standardized susceptibility test procedures require the use of laboratory control microorganisms to control the technical aspects of the laboratory procedures. Standard amoxicillin /clavulanate potassium powder should provide the following MIC values:

<u>Microorganism</u>	<u>MIC Range (mcg/mL)^{‡‡}</u>
<i>E. coli</i> ATCC 25922	2 to 8
<i>E. coli</i> ATCC 35218	4 to 16
<i>E. faecalis</i> ATCC 29212	0.25 to 1
<i>H. influenzae</i> ATCC 49247	2 to 16
<i>S. aureus</i> ATCC 29213	0.12 to 0.5
<i>S. pneumoniae</i> ATCC 49619	0.03 to 0.12

‡‡Expressed as concentration of amoxicillin in the presence of clavulanic acid at a constant 2 parts amoxicillin to 1 part clavulanic acid.

Diffusion Techniques:Quantitative methods that require measurement of zone diameters also provide

reproducible estimates of the susceptibility of bacteria to antimicrobial compounds. One such standardized procedure ² requires the use of standardized inoculum concentrations. This procedure uses paper disks impregnated with 30 mcg of amoxicillin/clavulanate potassium (20 mcg amoxicillin plus 10 mcg clavulanate potassium) to test the susceptibility of microorganisms to amoxicillin/clavulanic acid.

Reports from the laboratory providing results of the standard single-disk susceptibility test with a 30 mcg amoxicillin/clavulanate potassium (20 mcg amoxicillin plus 10 mcg clavulanate potassium) disk should be interpreted according to the following criteria:

RECOMMENDED RANGES FOR AMOXICILLIN/CLAVULANIC ACID SUSCEPTIBILITY TESTING

For Staphylococcus^{§§} species and H.influenzae^a:

<u>Zone Diameter (mm)</u>	<u>Interpretation</u>
≥ 20	Susceptible (S)
≤ 19	Resistant (R)

For Other Organisms Except S. pneumoniae^b and N. gonorrhoeae^c:

<u>Zone Diameter (mm)</u>	<u>Interpretation</u>	
≥ 18	Susceptible	(S)
14 to 17	Intermediate	(I)
≤ 13	Resistant	(R)

^{§§}Staphylococci which are resistant to methicillin/oxacillin must be considered as resistant to amoxicillin/clavulanic acid.

^aA broth microdilution method should be used for testing *H. influenzae*. Beta-lactamase-negative, ampicillin-resistant strains must be considered resistant to amoxicillin/clavulanic acid.

^bSusceptibility of *S. pneumoniae* should be determined using a 1 mcg oxacillin disk. Isolates with oxacillin zone sizes of ≥ 20 mm are susceptible to amoxicillin/clavulanic acid. An amoxicillin/clavulanic acid MIC should be determined on isolates of *S. pneumoniae* with oxacillin zone sizes of ≤ 19 mm.

^cA broth microdilution method should be used for testing *N. gonorrhoeae* and interpreted according to penicillin breakpoints.

Interpretation should be as stated above for results using dilution techniques. Interpretation involves correlation of the diameter obtained in the disk test with the MIC for amoxicillin/clavulanic acid.

As with standardized dilution techniques, diffusion methods require the use of laboratory control microorganisms that are used to control the technical aspects of the laboratory procedures. For the diffusion technique, the 30 mcg amoxicillin/clavulanate potassium (20 mcg amoxicillin plus 10 mcg clavulanate potassium) disk should provide the following zone diameters in these laboratory quality control strains:

<u>Microorganism</u>	<u>Zone Diameter (mm)</u>
<i>E. coli</i> ATCC 25922	19 to 25 mm
<i>E. coli</i> ATCC 35218	18 to 22 mm
<i>S. aureus</i> ATCC 25923	28 to 36 mm

INDICATIONS AND USAGE

Amoxicillin and clavulanate potassium for oral suspension, and amoxicillin and clavulanate potassium tablets (chewable) is indicated in the treatment of infections caused by susceptible strains of the designated organisms in the conditions listed below:

Lower Respiratory Tract Infections- caused by β -lactamase-producing strains of *H. influenzae* and *M. catarrhalis*.

Otitis Media- caused by β -lactamase-producing strains of *H. influenzae* and *M. catarrhalis*.

Sinusitis- caused by β -lactamase-producing strains of *H. influenzae* and *M. catarrhalis*.

Skin and Skin Structure Infections- caused by β -lactamase-producing strains of *S. aureus*, *E. coli*, and *Klebsiella* spp.

Urinary Tract Infections- caused by β -lactamase-producing strains of *E. coli*, *Klebsiella* spp. and *Enterobacter* spp.

While amoxicillin and clavulanate potassium is indicated only for the conditions listed above, infections caused by ampicillin-susceptible organisms are also amenable to treatment with amoxicillin and clavulanate potassium due to its amoxicillin content. Therefore, mixed infections caused by ampicillin-susceptible organisms and β -lactamase-producing organisms susceptible to amoxicillin and clavulanate potassium should not require the addition of another antibiotic. Because amoxicillin has greater *in vitro* activity against *S. pneumoniae* than does ampicillin or penicillin, the majority of *S. pneumoniae* strains with intermediate susceptibility to ampicillin or penicillin are fully susceptible to amoxicillin and amoxicillin and clavulanate potassium. (See **Microbiology**.)

To reduce the development of drug-resistant bacteria and maintain the effectiveness of amoxicillin and clavulanate potassium for oral suspension, and amoxicillin and clavulanate potassium tablets (chewable) and other antibacterial drugs, amoxicillin and clavulanate potassium for oral suspension, and amoxicillin and clavulanate potassium tablets (chewable) should be used only to treat or prevent infections that are proven or strongly suspected to be caused by susceptible bacteria. When culture and susceptibility information are available, they should be considered in selecting or modifying antibacterial therapy. In the absence of such data, local epidemiology and susceptibility patterns may contribute to the empiric selection of therapy.

Bacteriological studies, to determine the causative organisms and their susceptibility to amoxicillin and clavulanate potassium for oral suspension, and amoxicillin and clavulanate potassium tablets (chewable) should be performed together with any indicated surgical procedures.

CONTRAINDICATIONS

Amoxicillin and clavulanate potassium for oral suspension, and amoxicillin and clavulanate potassium tablets (chewable) are contraindicated in patients with a history of allergic reactions to any penicillin. It is also contraindicated in patients with a previous history of amoxicillin and clavulanate potassium associated cholestatic jaundice/hepatic dysfunction.

WARNINGS

SERIOUS AND OCCASIONALLY FATAL HYPERSENSITIVITY (ANAPHYLACTIC) REACTIONS HAVE BEEN REPORTED IN PATIENTS ON PENICILLIN THERAPY. THESE REACTIONS ARE MORE LIKELY TO OCCUR IN INDIVIDUALS WITH A HISTORY OF PENICILLIN HYPERSENSITIVITY AND/OR A HISTORY OF SENSITIVITY TO MULTIPLE ALLERGENS. THERE HAVE BEEN REPORTS OF INDIVIDUALS WITH A HISTORY OF PENICILLIN HYPERSENSITIVITY WHO HAVE EXPERIENCED SEVERE REACTIONS WHEN TREATED WITH CEPHALOSPORINS. BEFORE INITIATING THERAPY WITH AMOXICILLIN

AND CLAVULANATE POTASSIUM, CAREFUL INQUIRY SHOULD BE MADE CONCERNING PREVIOUS HYPERSENSITIVITY REACTIONS TO PENICILLINS, CEPHALOSPORINS, OR OTHER ALLERGENS. IF AN ALLERGIC REACTION OCCURS AMOXICILLIN AND CLAVULANATE POTASSIUM SHOULD BE DISCONTINUED AND THE APPROPRIATE THERAPY INSTITUTED. **SERIOUS ANAPHYLACTIC REACTIONS REQUIRE IMMEDIATE EMERGENCY TREATMENT WITH EPINEPHRINE. OXYGEN, INTRAVENOUS STEROIDS, AND AIRWAY MANAGEMENT, INCLUDING INTUBATION, SHOULD ALSO BE ADMINISTERED AS INDICATED.**

Clostridium difficile associated diarrhea (CDAD) has been reported with use of nearly all antibacterial agents, including amoxicillin and clavulanate potassium, and may range in severity from mild diarrhea to fatal colitis. Treatment with antibacterial agents alters the normal flora of the colon leading to overgrowth of *C. difficile*.

C. difficile produces toxins A and B which contribute to the development of CDAD. Hypertoxin producing strains of *C. difficile* cause increased morbidity and mortality, as these infections can be refractory to antimicrobial therapy and may require colectomy. CDAD must be considered in all patients who present with diarrhea following antibiotic use. Careful medical history is necessary since CDAD has been reported to occur over two months after the administration of antibacterial agents.

If CDAD is suspected or confirmed, ongoing antibiotic use not directed against *C. difficile* may need to be discontinued. Appropriate fluid and electrolyte management, protein supplementation, antibiotic treatment of *C. difficile*, and surgical evaluation should be instituted as clinically indicated.

Amoxicillin and clavulanate potassium should be used with caution in patients with evidence of hepatic dysfunction. Hepatic toxicity associated with the use of amoxicillin and clavulanate potassium is usually reversible. On rare occasions, deaths have been reported (less than 1 death reported per estimated 4 million prescriptions worldwide). These have generally been cases associated with serious underlying diseases or concomitant medications. (See **CONTRAINDICATIONS** and **ADVERSE REACTIONS — Liver.**)

PRECAUTIONS

General: While amoxicillin and clavulanate potassium possesses the characteristic low toxicity of the penicillin group of antibiotics, periodic assessment of organ system functions, including renal, hepatic, and hematopoietic function, is advisable during prolonged therapy.

A high percentage of patients with mononucleosis who receive ampicillin develop an erythematous skin rash. Thus, ampicillin-class antibiotics should not be administered to patients with mononucleosis.

The possibility of superinfections with mycotic or bacterial pathogens should be kept in mind during therapy. If superinfections occur (usually involving *Pseudomonas* or *Candida*), the drug should be discontinued and/or appropriate therapy instituted.

Prescribing amoxicillin and clavulanate potassium for oral suspension, and amoxicillin and clavulanate potassium tablets (chewable) in the absence of a proven or strongly suspected bacterial infection or a prophylactic indication is unlikely to provide benefit to the patient and increases the risk of the development of drug-resistant bacteria.

Information for the Patient

Amoxicillin and clavulanate potassium may be taken every 8 hours or every 12 hours, depending on the strength of the product prescribed. Each dose should be taken with a meal or snack to reduce the possibility of gastrointestinal upset. Many antibiotics can cause diarrhea. If diarrhea is severe or lasts more than 2 or 3 days, call your doctor.

Diarrhea is a common problem caused by antibiotics which usually ends when the antibiotic is discontinued. Sometimes after starting treatment with antibiotics, patients can develop watery and bloody stools (with or without stomach cramps and fever) even as late as 2 or more months after having taken

the last dose of the antibiotic. If this occurs, patients should contact their physician as soon as possible.

Keep suspension refrigerated. Shake well before using. When dosing a child with amoxicillin and clavulanate potassium for oral suspension (liquid), use a dosing spoon or medicine dropper. Be sure to rinse the spoon or dropper after each use. Bottles of amoxicillin and clavulanate potassium for oral suspension may contain more liquid than required. Follow your doctor's instructions about the amount to use and the days of treatment your child requires. Discard any unused medicine.

Patients should be counseled that antibacterial drugs including amoxicillin and clavulanate potassium for oral suspension, and amoxicillin and clavulanate potassium tablets (chewable) should only be used to treat bacterial infections. They do not treat viral infections (e.g., the common cold). When amoxicillin and clavulanate potassium for oral suspension, and amoxicillin and clavulanate potassium tablets (chewable) is prescribed to treat a bacterial infection, patients should be told that although it is common to feel better early in the course of therapy, the medication should be taken exactly as directed. Skipping doses or not completing the full course of therapy may: (1) decrease the effectiveness of the immediate treatment, and (2) increase the likelihood that bacteria will develop resistance and will not be treatable by amoxicillin and clavulanate potassium for oral suspension, and amoxicillin and clavulanate potassium tablets (chewable) or other antibacterial drugs in the future.

Phenylketonurics

Each 200 mg amoxicillin and clavulanate potassium chewable tablet contains 3.5 mg phenylalanine; each 400 mg chewable tablet contains 7 mg phenylalanine; each 5 mL of either the 200 mg/5 mL or 400 mg/5 mL oral suspension contains 7 mg phenylalanine. The other products of amoxicillin and clavulanate potassium do not contain phenylalanine and can be used by phenylketonurics. Contact your physician or pharmacist.

Drug Interactions

Probenecid decreases the renal tubular secretion of amoxicillin. Concurrent use with amoxicillin and clavulanate potassium may result in increased and prolonged blood levels of amoxicillin.

Coadministration of probenecid cannot be recommended.

The concurrent administration of allopurinol and ampicillin increases substantially the incidence of rashes in patients receiving both drugs as compared to patients receiving ampicillin alone. It is not known whether this potentiation of ampicillin rashes is due to allopurinol or the hyperuricemia present in these patients. There are no data with amoxicillin and clavulanate potassium and allopurinol administered concurrently.

In common with other broad-spectrum antibiotics, amoxicillin and clavulanate potassium may reduce the efficacy of oral contraceptives.

Drug/Laboratory Test Interactions

Oral administration of amoxicillin and clavulanate potassium will result in high urine concentrations of amoxicillin. High urine concentrations of ampicillin may result in false-positive reactions when testing for the presence of glucose in urine using CLINITEST[®], Benedict's Solution, or Fehling's Solution. Since this effect may also occur with amoxicillin and therefore amoxicillin and clavulanate potassium, it is recommended that glucose tests based on enzymatic glucose oxidase reactions (such as CLINISTIX[®]) be used.

Following administration of ampicillin to pregnant women, a transient decrease in plasma concentration of total conjugated estriol, estriol-glucuronide, conjugated estrone, and estradiol has been noted. This effect may also occur with amoxicillin and therefore amoxicillin and clavulanate potassium.

Carcinogenesis and Mutagenesis and Impairment of Fertility

Long-term studies in animals have not been performed to evaluate carcinogenic potential.

Mutagenesis: The mutagenic potential of amoxicillin and clavulanate potassium was investigated *in vitro* with an Ames test, a human lymphocyte cytogenetic assay, a yeast test and a mouse lymphoma forward mutation assay, and *in vivo* with mouse micronucleus tests and a dominant lethal test. All were negative

apart from the *in vitro* mouse lymphoma assay where weak activity was found at very high, cytotoxic concentrations.

Impairment of Fertility: Amoxicillin and clavulanate potassium at oral doses of up to 1,200 mg/kg/day (5.7 times the maximum human dose, 1,480 mg/m²/day, based on body surface area) was found to have no effect on fertility and reproductive performance in rats, dosed with a 2:1 ratio formulation of amoxicillin:clavulanate.

Teratogenic effects: Pregnancy (Category B). Reproduction studies performed in pregnant rats and mice given amoxicillin and clavulanate potassium at oral dosages up to 1,200 mg/kg/day, equivalent to 7,200 and 4,080 mg/m²/day, respectively (4.9 and 2.8 times the maximum human oral dose based on body surface area), revealed no evidence of harm to the fetus due to amoxicillin and clavulanate potassium. There are, however, no adequate and well-controlled studies in pregnant women. Because animal reproduction studies are not always predictive of human response, this drug should be used during pregnancy only if clearly needed.

Labor and Delivery

Oral ampicillin-class antibiotics are generally poorly absorbed during labor. Studies in guinea pigs have shown that intravenous administration of ampicillin decreased the uterine tone, frequency of contractions, height of contractions, and duration of contractions. However, it is not known whether the use of amoxicillin and clavulanate potassium in humans during labor or delivery has immediate or delayed adverse effects on the fetus, prolongs the duration of labor, or increases the likelihood that forceps delivery or other obstetrical intervention or resuscitation of the newborn will be necessary. In a single study in women with premature rupture of fetal membranes, it was reported that prophylactic treatment with amoxicillin and clavulanate potassium may be associated with an increased risk of necrotizing enterocolitis in neonates.

Nursing Mothers

Ampicillin-class antibiotics are excreted in the milk; therefore, caution should be exercised when amoxicillin and clavulanate potassium is administered to a nursing woman.

Pediatric Use

Because of incompletely developed renal function in neonates and young infants, the elimination of amoxicillin may be delayed. Dosing of amoxicillin and clavulanate potassium should be modified in pediatric patients younger than 12 weeks (3 months). (See **DOSAGE AND ADMINISTRATION—Pediatric.**)

ADVERSE REACTIONS

Amoxicillin and clavulanate potassium is generally well tolerated. The majority of side effects observed in clinical trials were of a mild and transient nature and less than 3% of patients discontinued therapy because of drug-related side effects. From the original premarketing studies, where both pediatric and adult patients were enrolled, the most frequently reported adverse effects were diarrhea/loose stools (9%), nausea (3%), skin rashes and urticaria (3%), vomiting (1%) and vaginitis (1%). The overall incidence of side effects, and in particular diarrhea, increased with the higher recommended dose. Other less frequently reported reactions include: Abdominal discomfort, flatulence, and headache.

In pediatric patients (aged 2 months to 12 years), 1 US/Canadian clinical trial was conducted which compared amoxicillin and clavulanate potassium 45/6.4 mg/kg/day (divided q12h) for 10 days versus amoxicillin and clavulanate potassium 40/10 mg/kg/day (divided q8h) for 10 days in the treatment of acute otitis media. A total of 575 patients were enrolled, and only the suspension formulations were used in this trial. Overall, the adverse event profile seen was comparable to that noted above; however, there were differences in the rates of diarrhea, skin rashes/urticaria, and diaper area rashes. (See **CLINICAL STUDIES.**)

The following adverse reactions have been reported for ampicillin-class antibiotics:

Gastrointestinal:Diarrhea, nausea, vomiting, indigestion, gastritis, stomatitis, glossitis, black “hairy” tongue, mucocutaneous candidiasis, enterocolitis, and hemorrhagic/pseudomembranous colitis. Onset of pseudomembranous colitis symptoms may occur during or after antibiotic treatment. (See **WARNINGS**.)

Hypersensitivity Reactions:Skin rashes, pruritus, urticaria, angioedema, serum sickness-like reactions (urticaria or skin rash accompanied by arthritis, arthralgia, myalgia, and frequently fever), erythema multiforme (rarely Stevens-Johnson syndrome), acute generalized exanthematous pustulosis, hypersensitivity vasculitis, and an occasional case of exfoliative dermatitis (including toxic epidermal necrolysis) have been reported. These reactions may be controlled with antihistamines and, if necessary, systemic corticosteroids. Whenever such reactions occur, the drug should be discontinued, unless the opinion of the physician dictates otherwise. Serious and occasional fatal hypersensitivity (anaphylactic) reactions can occur with oral penicillin. (See **WARNINGS**.)

Liver:A moderate rise in AST (SGOT) and/or ALT (SGPT) has been noted in patients treated with ampicillin-class antibiotics, but the significance of these findings is unknown. Hepatic dysfunction, including hepatitis and cholestatic jaundice, (see **CONTRAINDICATIONS**), increases in serum transaminases (AST and/or ALT), serum bilirubin and/or alkaline phosphatase, has been infrequently reported with amoxicillin and clavulanate potassium. It has been reported more commonly in the elderly, in males, or in patients on prolonged treatment. The histologic findings on liver biopsy have consisted of predominantly cholestatic, hepatocellular, or mixed cholestatic-hepatocellular changes. The onset of signs/symptoms of hepatic dysfunction may occur during or several weeks after therapy has been discontinued. The hepatic dysfunction, which may be severe, is usually reversible. On rare occasions, deaths have been reported (less than 1 death reported per estimated 4 million prescriptions worldwide). These have generally been cases associated with serious underlying diseases or concomitant medications.

Renal:Interstitial nephritis and hematuria have been reported rarely. Crystalluria has also been reported (see **OVERDOSAGE**).

Hemic and Lymphatic Systems:Anemia, including hemolytic anemia, thrombocytopenia, thrombocytopenic purpura, eosinophilia, leukopenia, and agranulocytosis have been reported during therapy with penicillins. These reactions are usually reversible on discontinuation of therapy and are believed to be hypersensitivity phenomena. A slight thrombocytosis was noted in less than 1% of the patients treated with amoxicillin and clavulanate potassium. There have been reports of increased prothrombin time in patients receiving amoxicillin and clavulanate potassium and anticoagulant therapy concomitantly.

Central Nervous System:Agitation, anxiety, behavioral changes, confusion, convulsions, dizziness, insomnia, and reversible hyperactivity have been reported rarely.

Miscellaneous:Tooth discoloration (brown, yellow, or gray staining) has been rarely reported. Most reports occurred in pediatric patients. Discoloration was reduced or eliminated with brushing or dental cleaning in most cases.

OVERDOSAGE

Following overdose, patients have experienced primarily gastrointestinal symptoms including stomach and abdominal pain, vomiting, and diarrhea. Rash, hyperactivity, or drowsiness have also been observed in a small number of patients.

In the case of overdose, discontinue amoxicillin and clavulanate potassium, treat symptomatically, and institute supportive measures as required. If the overdose is very recent and there is no contraindication, an attempt at emesis or other means of removal of drug from the stomach may be performed. A prospective study of 51 pediatric patients at a poison center suggested that overdoses of less than 250 mg/kg of amoxicillin are not associated with significant clinical symptoms and do not require gastric emptying.³

Interstitial nephritis resulting in oliguric renal failure has been reported in a small number of patients after overdosage with amoxicillin.

Crystalluria, in some cases leading to renal failure, has also been reported after amoxicillin overdosage in adult and pediatric patients. In case of overdosage, adequate fluid intake and diuresis should be maintained to reduce the risk of amoxicillin crystalluria.

Renal impairment appears to be reversible with cessation of drug administration. High blood levels may occur more readily in patients with impaired renal function because of decreased renal clearance of both amoxicillin and clavulanate. Both amoxicillin and clavulanate are removed from the circulation by hemodialysis.

DOSAGE AND ADMINISTRATION

Dosage:

Pediatric Patients:Based on the amoxicillin component, amoxicillin and clavulanate potassium for oral suspension, and amoxicillin and clavulanate potassium tablets (chewable) should be dosed as follows:

Neonates and infants aged less than 12 weeks (3 months):Due to incompletely developed renal function affecting elimination of amoxicillin in this age group, the recommended dose of amoxicillin and clavulanate potassium is 30 mg/kg/day divided q12h, based on the amoxicillin component. Clavulanate elimination is unaltered in this age group. Experience with the 200 mg/5 mL formulation in this age group is limited and, thus, use of the 125 mg/5 mL oral suspension is recommended.

Patients aged 12 weeks (3 months) and older

INFECTIONS	DOSING REGIMEN	
q12h*	q8h	
	200 mg/5 mL or 400 mg/5 mL oral suspension [†]	125 mg/5 mL or 250 mg/5 mL oral suspension
Otitis media [‡] , sinusitis, lower respiratory tract infections, and more severe infections	45 mg/kg/day q12h	40 mg/kg/day q8h
Less severe infections	25 mg/kg/day q12h	20 mg/kg/day q8h

*The q12h regimen is recommended as it is associated with significantly less diarrhea. (See **CLINICAL STUDIES**.) However, the q12h formulations (200 mg and 400 mg) contain aspartame and should not be used by phenylketonurics.

[†]Each strength of suspension of amoxicillin and clavulanate potassium is available as a chewable tablet for use by older children.

[‡]Duration of therapy studied and recommended for acute otitis media is 10 days.

Pediatric Patients Weighing 40 kg and More:Should be dosed according to the following adult recommendations: The usual adult dose is one amoxicillin 500 mg and clavulanate potassium tablet every 12 hours or one amoxicillin 250 mg and clavulanate potassium tablet every 8 hours. For more severe infections and infections of the respiratory tract, the dose should be one amoxicillin 875 mg and clavulanate potassium tablet every 12 hours or one amoxicillin 500 mg and clavulanate potassium tablet every 8 hours. Among adults treated with 875 mg every 12 hours, significantly fewer experienced severe diarrhea or withdrawals with diarrhea versus adults treated with 500 mg every 8 hours. For detailed adult dosage recommendations, please see complete prescribing information for amoxicillin and clavulanate potassium tablets.

Hepatically impaired patients should be dosed with caution and hepatic function monitored at regular intervals. (See **WARNINGS**.)

Adults: Adults who have difficulty swallowing may be given the 125 mg/5 mL or 250 mg/5 mL suspension in place of the 500 mg tablet. The 200 mg/5 mL suspension or the 400 mg/5 mL suspension may be used in place of the 875 mg tablet. See dosage recommendations above for children weighing 40 kg or more.

The amoxicillin/clavulanate potassium 250 mg tablet and the 250 mg chewable tablet do not contain the same amount of clavulanic acid (as the potassium salt). Amoxicillin/clavulanate potassium 250 mg tablet contains 125 mg of clavulanic acid, whereas the 250 mg chewable tablet contains 62.5 mg of clavulanic acid. Therefore, amoxicillin/clavulanate potassium 250 mg tablet and the 250 mg chewable tablet should *not* be substituted for each other, as they are not interchangeable.

Due to the different amoxicillin to clavulanic acid ratios in amoxicillin/clavulanate potassium 250 mg tablet (250/125) versus amoxicillin/clavulanate potassium 250 mg chewable tablet (250/62.5), amoxicillin/clavulanate potassium 250 mg tablet should not be used until the child weighs at least 40 kg and more.

Directions for Mixing Oral Suspension: Prepare a suspension at time of dispensing as follows: Tap bottle until all the powder flows freely. Add approximately 2/3 of the total amount of water for reconstitution (see table below) and shake vigorously to suspend powder. Add remainder of the water and again shake vigorously.

Amoxicillin/Clavulanate Potassium for Oral Suspension, 200 mg/5 mL

Bottle Size	Amount of Water Required for Reconstitution
50 mL	47 mL
75 mL	70 mL
100 mL	94 mL

Each teaspoonful (5 mL) will contain 200 mg amoxicillin and 28.5 mg clavulanic acid as the potassium salt.

Amoxicillin/Clavulanate Potassium for Oral Suspension, 400 mg/5 mL

Bottle Size	Amount of Water Required for Reconstitution
50 mL	46 mL
75 mL	68 mL
100 mL	90 mL

Each teaspoonful (5 mL) will contain 400 mg amoxicillin and 57 mg clavulanic acid as the potassium salt.

Note: SHAKE ORAL SUSPENSION WELL BEFORE USING.

Reconstituted suspension must be stored under refrigeration and discarded after 10 days.

Administration: Amoxicillin and clavulanate potassium may be taken without regard to meals; however, absorption of clavulanate potassium is enhanced when amoxicillin and clavulanate potassium is administered at the start of a meal. To minimize the potential for gastrointestinal intolerance, amoxicillin

and clavulanate potassium should be taken at the start of a meal.

HOW SUPPLIED

Amoxicillin and Clavulanate Potassium Tablets, USP (Chewable): 400 mg/57 mg

Amoxicillin and clavulanate potassium tablets (chewable) 400 mg/57 mg contain 400 mg of amoxicillin as the trihydrate and 57 mg of clavulanic acid as clavulanate potassium. Each tablet is a pink colored, circular, biconvex, mottled tablet, debossed with 'RX754' on one side and plain on the other side.

NDC 54868-0286-0 Bottles of 20

Store dry powder and tablets at 20 - 25° C (68 - 77° F). (See USP Controlled Room Temperature). Dispense in tightly closed, moisture-proof containers. Store reconstituted suspension under refrigeration. Discard unused suspension after 10 days.

CLINICAL STUDIES

In pediatric patients (aged 2 months to 12 years), 1 US/Canadian clinical trial was conducted which compared amoxicillin/ clavulanate potassium 45/6.4 mg/kg/day (divided q12h) for 10 days versus amoxicillin/clavulanate potassium 40/10 mg/kg/day (divided q8h) for 10 days in the treatment of acute otitis media. Only the suspension formulations were used in this trial. A total of 575 patients were enrolled, with an even distribution among the 2 treatment groups and a comparable number of patients were evaluable (i.e., ≥ 84%) per treatment group. Strict otitis media-specific criteria were required for eligibility and a strong correlation was found at the end of therapy and follow-up between these criteria and physician assessment of clinical response. The clinical efficacy rates at the end of therapy visit (defined as 2 to 4 days after the completion of therapy) and at the follow-up visit (defined as 22 to 28 days post-completion of therapy) were comparable for the 2 treatment groups, with the following cure rates obtained for the evaluable patients: At end of therapy, 87.2% (n = 265) and 82.3% (n = 260) for 45 mg/kg/day q12h and 40 mg/kg/day q8h, respectively. At follow-up, 67.1% (n = 249) and 68.7% (n = 243) for 45 mg/kg/day q12h and 40 mg/kg/day q8h, respectively.

The incidence of diarrhea^{†††} was significantly lower in patients in the q12h treatment group compared to patients who received the q8h regimen (14.3% and 34.3%, respectively). In addition, the number of patients with either severe diarrhea or who were withdrawn with diarrhea was significantly lower in the q12h treatment group (3.1% and 7.6% for the q12h/10 day and q8h/10 day, respectively). In the q12h treatment group, 3 patients (1%) were withdrawn with an

allergic reaction, while 1 patient (0.3%) in the q8h group was withdrawn for this reason. The number of patients with a candidal infection of the diaper area was 3.8% and 6.2% for the q12h and q8h groups, respectively.

It is not known if the finding of a statistically significant reduction in diarrhea with the oral suspensions dosed q12h, versus suspensions dosed q8h, can be extrapolated to the chewable tablets. The presence of mannitol in the chewable tablets may contribute to a different diarrhea profile. The q12h oral suspensions are sweetened with aspartame only.

^{†††}Diarrhea was defined as either: (a) 3 or more watery or 4 or more loose/watery stools in 1 day; OR (b) 2 watery stools per day or 3 loose/watery stools per day for 2 consecutive days.

REFERENCES

1. National Committee for Clinical Laboratory Standards. Methods for Dilution Antimicrobial Susceptibility Tests for Bacteria That Grow Aerobically-Third Edition. Approved Standard NCCLS

Document M7-A3, Vol. 13, No. 25. NCCLS, Villanova, PA, Dec. 1993.

2. National Committee for Clinical Laboratory Standards. Performance Standard for Antimicrobial Disk Susceptibility Tests-Fifth Edition. Approved Standard NCCLS Document M2-A5, Vol. 13, No. 24. NCCLS, Villanova, PA, Dec. 1993.

3. Swanson-Biearman B, Dean BS, Lopez G, Krenzelok EP. The effects of penicillin and cephalosporin ingestions in children less than six years of age. *Vet Hum Toxicol* 1988;30:66-67.

CLINITEST is a registered trademark of Miles, Inc.

CLINISTIX is a registered trademark of Bayer Corporation.

Manufactured for:

Ranbaxy Pharmaceuticals Inc.

Jacksonville, FL 32257 USA

by: Ranbaxy Laboratories Limited

New Delhi – 110 019, India

April 2008

Relabeling of "Additional Barcode" by:

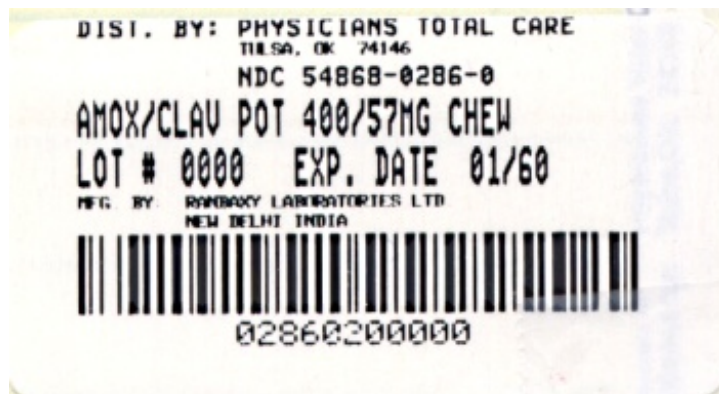
Physicians Total Care, Inc.

Tulsa, OK 74146

PRINCIPAL DISPLAY PANEL

Amoxicillin and Clavulanate Potassium Tablets, USP (Chewable):

400 mg/57 mg



AMOXICILLIN AND CLAVULANATE POTASSIUM

amoxicillin and clavulanate potassium tablet, chewable

Product Information

Product Type	HUMAN PRESCRIPTION DRUG	Item Code (Source)	NDC:54868-0286(NDC:63304-754)
Route of Administration	ORAL		

Active Ingredient/Active Moiety

Ingredient Name	Basis of Strength	Strength
AMOXICILLIN (UNII: 804826J2HU) (AMOXICILLIN - UNII:804826J2HU)	AMOXICILLIN	400 mg
CLAVULANATE POTASSIUM (UNII: Q420MW3AT8) (CLAVULANIC ACID - UNII:23521W1S24)	CLAVULANATE POTASSIUM	57 mg

Inactive Ingredients

Ingredient Name	Strength
ASPARTAME (UNII: Z0H242BBR1)	
SILICON DIOXIDE (UNII: ETJ7Z6XBU4)	
FD&C RED NO. 40 (UNII: WZB9127XOA)	
MANNITOL (UNII: 3OWL53L36A)	
GLYCINE (UNII: TE7660XO1C)	
POVIDONE (UNII: FZ989GH94E)	
MAGNESIUM STEARATE (UNII: 70097M6I30)	
SODIUM STARCH GLYCOLATE TYPE A POTATO (UNII: 5856J3G2A2)	

Product Characteristics

Color	pink	Score	no score
Shape	OVAL	Size	16mm
Flavor	MINT (mint cream) , ORANGE (orange cream)	Imprint Code	RX754
Contains			

Packaging

#	Item Code	Package Description	Marketing Start Date	Marketing End Date
1	NDC:54868-0286-0	20 in 1 BOTTLE		

Marketing Information

Marketing Category	Application Number or Monograph Citation	Marketing Start Date	Marketing End Date
ANDA	ANDA065161	08/13/2007	

Labeler - Physicians Total Care, Inc. (194123980)**Establishment**

Name	Address	ID/FEI	Business Operations
Physicians Total Care, Inc.		194123980	relabel