

**METHIMAZOLE- methimazole tablet**  
**Eon Labs, Inc.**

-----  
**Methimazole Tablets, USP**

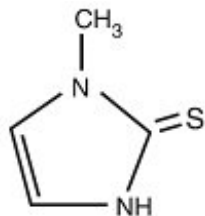
**DESCRIPTION**

Methimazole tablets, USP (1-methylimidazole-2-thiol) is a white, crystalline substance that is freely soluble in water. It differs chemically from the drugs of the thiouracil series primarily because it has a 5- instead of a 6-membered ring.

Each tablet contains 5 mg or 10 mg (43.8  $\mu$ mol or 87.6  $\mu$ mol) methimazole USP, an orally administered antithyroid drug.

Each tablet also contains anhydrous lactose, colloidal silicon dioxide, lactose monohydrate, magnesium stearate, pregelatinized starch (corn) and talc.

The molecular weight is 114.16, and the molecular formula is  $C_4H_6N_2S$ . The structural formula is as follows:



**CLINICAL PHARMACOLOGY**

Methimazole inhibits the synthesis of thyroid hormones and thus is effective in the treatment of hyperthyroidism. The drug does not inactivate existing thyroxine and tri-iodothyronine that are stored in the thyroid or circulating in the blood nor does it interfere with the effectiveness of thyroid hormones given by mouth or by injection.

Methimazole is readily absorbed in the gastrointestinal tract, metabolized in the liver, and excreted in the urine.

**INDICATIONS AND USAGE**

Methimazole tablets, USP are indicated:

- In patients with Graves' disease with hyperthyroidism or toxic multinodular goiter for whom surgery or radioactive iodine therapy is not an appropriate treatment option.
- To ameliorate symptoms of hyperthyroidism in preparation for thyroidectomy or radioactive iodine therapy

**CONTRAINDICATIONS**

Methimazole is contraindicated in the presence of hypersensitivity to the drug or any of the other product components.

**WARNINGS**

## **First Trimester Use of Methimazole and Congenital Malformations**

Methimazole crosses the placental membranes and can cause fetal harm, when administered in the first trimester of pregnancy. Rare instances of congenital defects, including aplasia cutis, craniofacial malformations (facial dysmorphism; choanal atresia) gastrointestinal malformations (esophageal atresia with or without tracheoesophageal fistula) omphalocele and abnormalities of the omphalomesenteric duct have occurred in infants born to mothers who received methimazole in the first trimester of pregnancy. If methimazole is used during pregnancy or if the patient becomes pregnant while taking this drug, the patient should be warned of the potential hazard to the fetus.

Because of the risk for congenital malformations associated with use of methimazole in the first trimester of pregnancy it may be appropriate to use other agents in pregnant women requiring treatment for hyperthyroidism. If methimazole is used, the lowest possible dose to control the maternal disease should be given.

## **Agranulocytosis**

Agranulocytosis is potentially a life-threatening adverse reaction of methimazole therapy. Patients should be instructed to immediately report to their physicians any symptoms suggestive of agranulocytosis, such as fever or sore throat. Leukopenia, thrombocytopenia, and aplastic anemia (pancytopenia) may also occur. The drug should be discontinued in the presence of agranulocytosis, aplastic anemia (pancytopenia), and the patient's bone marrow indices should be monitored.

## **Liver Toxicity**

Although there have been reports of hepatotoxicity (including acute liver failure) associated with methimazole, the risk of hepatotoxicity appears to be less with methimazole than with propylthiouracil, especially in the pediatric population. Symptoms suggestive of hepatic dysfunction (anorexia, pruritis, right upper quadrant pain, etc.) should prompt evaluation of liver function (bilirubin, alkaline phosphatase) and hepatocellular integrity (ALT, AST). Drug treatment should be discontinued promptly in the event of clinically significant evidence of liver abnormality including hepatic transaminase values exceeding 3 times the upper limit of normal.

## **Hypothyroidism**

Methimazole can cause hypothyroidism necessitating routine monitoring of TSH and free T4 levels with adjustments in dosing to maintain a euthyroid state. Because the drug readily crosses placental membranes, methimazole can cause fetal goiter and cretinism when administered to a pregnant woman. For this reason, it is important that a sufficient, but not excessive, dose be given during pregnancy (see **PRECAUTIONS, Pregnancy**).

## **Vasculitis**

Cases of vasculitis resulting in severe complications have been reported in patients receiving methimazole therapy. These cases of vasculitis include: leukocytoclastic cutaneous vasculitis, acute kidney injury and glomerulonephritis, alveolar/pulmonary hemorrhage, CNS vasculitis, and neuropathy. Most cases were associated with anti-neutrophilic cytoplasmic antibodies (ANCA)-positive vasculitis. In some cases, vasculitis resolved/improved with drug discontinuation; however, more severe cases required treatment with additional measures including corticosteroids, immunosuppressant therapy, and plasmapheresis. If vasculitis is suspected, discontinue therapy and initiate appropriate intervention.

## **PRECAUTIONS**

### **General**

Patients who receive methimazole should be under close surveillance and should be cautioned to report immediately any evidence of illness, particularly sore throat, skin eruptions, fever, headache, or general

malaise. In such cases, white-blood-cell and differential counts should be obtained to determine whether agranulocytosis has developed. Particular care should be exercised with patients who are receiving additional drugs known to cause agranulocytosis.

### **Information for Patients**

Patients should be advised that if they become pregnant or intend to become pregnant while taking an antithyroid drug, they should contact their physician immediately about their therapy.

Inform patients that cases of vasculitis resulting in severe complications have occurred with methimazole. Inform patients to promptly report symptoms that may be associated with vasculitis including new rash, hematuria or decreased urine output, dyspnea or hemoptysis (see **WARNINGS** and **ADVERSE REACTIONS**).

### **Laboratory Tests**

Because methimazole may cause hypoprothrombinemia and bleeding, prothrombin time should be monitored during therapy with the drug, especially before surgical procedures.

Thyroid function tests should be monitored periodically during therapy. Once clinical evidence of hyperthyroidism has resolved, the finding of a rising serum TSH indicates that a lower maintenance dose of methimazole should be employed.

### **Drug Interactions**

#### Anticoagulants (oral)

Due to potential inhibition of vitamin K activity by methimazole, the activity of oral anticoagulants (e.g., warfarin) may be increased; additional monitoring of PT/INR should be considered, especially before surgical procedures.

#### $\beta$ -Adrenergic Blocking Agents

Hyperthyroidism may cause an increased clearance of beta blockers with a high extraction ratio. A dose reduction of beta-adrenergic blockers may be needed when a hyperthyroid patient becomes euthyroid.

#### Digitalis Glycosides

Serum digitalis levels may be increased when hyperthyroid patients on a stable digitalis glycoside regimen become euthyroid; a reduced dosage of digitalis glycosides may be needed.

#### Theophylline

Theophylline clearance may decrease when hyperthyroid patients on a stable theophylline regimen become euthyroid; a reduced dose of theophylline may be needed.

### **Carcinogenesis, Mutagenesis, Impairment of Fertility**

In a 2 year study, rats were given methimazole at doses of 0.5, 3, and 18 mg/kg/day. These doses were 0.3, 2, and 12 times the 15 mg/day maximum human maintenance dose (when calculated on the basis of surface area). Thyroid hyperplasia, adenoma, and carcinoma developed in rats at the two higher doses. The clinical significance of these findings is unclear.

### **Pregnancy**

Pregnancy Category D

See **WARNINGS**.

If methimazole is used during the first trimester of pregnancy or if the patient becomes pregnant while taking this drug, the patient should be warned of the potential hazard to the fetus.

In pregnant women with untreated or inadequately treated Graves' disease, there is an increased risk of adverse events of maternal heart failure, spontaneous abortion, preterm birth, stillbirth and fetal or neonatal hyperthyroidism.

Because methimazole crosses placental membranes and can induce goiter and cretinism in the developing fetus, hyperthyroidism should be closely monitored in pregnant women and treatment adjusted such that a sufficient, but not excessive, dose be given during pregnancy. In many pregnant women, the thyroid dysfunction diminishes as the pregnancy proceeds; consequently, a reduction of dosage may be possible. In some instances, anti-thyroid therapy can be discontinued several weeks or months before delivery.

Due to the rare occurrence of congenital malformations associated with methimazole use, it may be appropriate to use an alternative anti-thyroid medication in pregnant women requiring treatment for hyperthyroidism particularly in the first trimester of pregnancy during organogenesis.

Given the potential maternal adverse effects of propylthiouracil (e.g., hepatotoxicity), it may be preferable to switch from propylthiouracil to methimazole for the second and third trimesters.

### Nursing Mothers

Methimazole is present in breast milk. However, several studies found no effect on clinical status in nursing infants of mothers taking methimazole. A long-term study of 139 thyrotoxic lactating mothers and their infants failed to demonstrate toxicity in infants who are nursed by mothers receiving treatment with methimazole. Monitor thyroid function at frequent (weekly or biweekly) intervals.

### Pediatric Use

Because of postmarketing reports of severe liver injury in pediatric patients treated with propylthiouracil, methimazole is the preferred choice when an antithyroid drug is required for a pediatric patient (see **DOSAGE AND ADMINISTRATION**).

## ADVERSE REACTIONS

Major adverse reactions (which occur with much less frequency than the minor adverse reactions) include inhibition of myelopoieses (agranulocytosis, granulocytopenia, thrombocytopenia, and aplastic anemia), drug fever, a lupus-like syndrome, insulin autoimmune syndrome (which can result in hypoglycemic coma), hepatitis (jaundice may persist for several weeks after discontinuation of the drug), periarteritis, and hypoprothrombinemia. Nephritis occurs very rarely.

There are reports of a vasculitis, often associated with the presence of anti-neutrophilic cytoplasmic antibodies (ANCA), resulting in severe complications (see **WARNINGS**).

Minor adverse reactions include skin rash, urticaria, nausea, vomiting, epigastric distress, arthralgia, paresthesia, loss of taste, abnormal loss of hair, myalgia, headache, pruritus, drowsiness, neuritis, edema, vertigo, skin pigmentation, jaundice, sialadenopathy, and lymphadenopathy.

**To report SUSPECTED ADVERSE REACTIONS, contact Sandoz Inc. at 1-800-535-8747 or FDA at 1-800-FDA-1088 or [www.fda.gov/medwatch](http://www.fda.gov/medwatch).**

## OVERDOSAGE

### Signs and Symptoms

Symptoms may include nausea, vomiting, epigastric distress, headache, fever, joint pain, pruritus, and edema. Aplastic anemia (pancytopenia) or agranulocytosis may be manifested in hours to days. Less frequent events are hepatitis, nephrotic syndrome, exfoliative dermatitis, neuropathies, and CNS stimulation or depression.

No information is available on the median lethal dose of the drug or the concentration of methimazole in biologic fluids associated with toxicity and/or death.

### **Treatment**

To obtain up-to-date information about the treatment of overdose, a good resource is your certified Regional Poison Control Center. In managing overdosage, consider the possibility of multiple drug overdoses, interaction among drugs, and unusual drug kinetics in the patient.

In the event of an overdose, appropriate supportive treatment should be initiated as dictated by the patient's medical status.

### **DOSAGE AND ADMINISTRATION**

Methimazole tablets, USP are administered orally. The total daily dosage is usually given in 3 divided doses at approximately 8-hour intervals.

#### **Adult**

The initial daily dosage is 15 mg for mild hyperthyroidism, 30 to 40 mg for moderately severe hyperthyroidism and 60 mg for severe hyperthyroidism, divided into 3 doses at 8-hour intervals. The maintenance dosage is 5 to 15 mg daily.

#### **Pediatric**

Initially, the daily dosage is 0.4 mg/kg of body weight divided into 3 doses and given at 8-hour intervals. The maintenance dosage is approximately 1/2 of the initial dose.

### **HOW SUPPLIED**

**Methimazole Tablets, USP, for oral administration, are available as**

#### **5 mg**

White, round, biconvex, beveled tablets, scored on one side and debossed "E" over "205" on the other side and supplied as:

NDC 0185-0205-01 bottles of 100

NDC 0185-0205-10 bottles of 1000

#### **10 mg**

White, round, biconvex, beveled tablets, scored on one side and debossed "E" over "210" on the other side and supplied as:

NDC 0185-0210-01 bottles of 100

NDC 0185-0210-10 bottles of 1000

Store at 20° to 25°C (68° to 77°F) [see USP Controlled Room Temperature].

Dispense contents in a tight, light-resistant container as defined in the USP with a child-resistant closure, as required.

**KEEP TIGHTLY CLOSED.**

**KEEP THIS AND ALL MEDICATION OUT OF THE REACH OF CHILDREN.**

**WARNING – This drug may cause toxic reaction. If such reactions occur, discontinue the drug. Constant supervision of patient is essential.**

Distributed by

**Sandoz Inc.**

Princeton, NJ 08540

Rev. February 2019

MF0205REV02/19

**Methimazole Tablets, USP, 5 mg x 100 Tablets - Label**

NDC 0185-0205-01

Methimazole Tablets, USP

5 mg

Rx only

100 Tablets


Sandoz


NDC 0185-0205-01

# Methimazole Tablets, USP

**5 mg**

Rx Only  
100 Tablets

 **SANDOZ**



Rev. 05/2017

Each tablet contains: Methimazole, USP 5 mg.  
**USUAL DOSAGE:** See accompanying literature for complete prescribing information.  
Store at 20° to 25°C (68° to 77°F) [see USP Controlled Room Temperature].  
Dispense contents in a tight, light-resistant container as defined in the USP with a child-resistant closure, as required.  
**KEEP TIGHTLY CLOSED.**  
**KEEP OUT OF THE REACH OF CHILDREN.**  
**WARNING – This drug may cause toxic reaction. If such reactions occur, discontinue the drug. Constant supervision of patient is essential.**  
Distributed by Sandoz Inc., Princeton, NJ 08540  
Product of Germany 46193043

0185-0205-01

**Methimazole Tablets, USP, 10 mg x 100 Tablets - Label**

NDC 0185-0210-01

Methimazole Tablets, USP

10 mg

Rx only

100 Tablets

Sandoz

NDC 0185-0210-01

# Methimazole Tablets, USP

**10 mg**

Rx Only

100 Tablets



Rev. 05/2017

Each tablet contains: Methimazole, USP 10 mg.  
**USUAL DOSAGE:** See accompanying literature for complete prescribing information.

Store at 20° to 25°C (68° to 77°F)  
[see USP Controlled Room Temperature].

Dispense contents in a tight, light-resistant container as defined in the USP with a child-resistant closure, as required.

KEEP TIGHTLY CLOSED.

KEEP OUT OF THE REACH OF CHILDREN.

**WARNING – This drug may cause toxic reaction. If such reactions occur, discontinue the drug. Constant supervision of patient is essential.**

Distributed by Sandoz Inc., Princeton, NJ 08540  
Product of Germany

46193045



## METHIMAZOLE

methimazole tablet

### Product Information

Product Type	HUMAN PRESCRIPTION DRUG	Item Code (Source)	NDC:0185-0205
Route of Administration	ORAL		

### Active Ingredient/Active Moiety

Ingredient Name	Basis of Strength	Strength
METHIMAZOLE (UNII: 554Z48XN5E) (METHIMAZOLE - UNII:554Z48XN5E)	METHIMAZOLE	5 mg

### Inactive Ingredients

Ingredient Name	Strength
LACTOSE MONOHYDRATE (UNII: EWQ57Q8I5X)	
ANHYDROUS LACTOSE (UNII: 3SY5LH9PMK)	
STARCH, CORN (UNII: O8232NY3SJ)	
TALC (UNII: 7SEV7J4R1U)	
SILICON DIOXIDE (UNII: ETJ7Z6XBU4)	
MAGNESIUM STEARATE (UNII: 70097M6I30)	

### Product Characteristics

Color	WHITE	Score	2 pieces
Shape	ROUND	Size	6mm
Flavor		Imprint Code	E;205
Contains			

### Packaging

#	Item Code	Package Description	Marketing Start Date	Marketing End Date
---	-----------	---------------------	----------------------	--------------------

1	NDC:0185-0205-01	100 in 1 BOTTLE; Type 0: Not a Combination Product	03/27/2001	09/27/2022
2	NDC:0185-0205-10	1000 in 1 BOTTLE; Type 0: Not a Combination Product	03/27/2001	06/27/2022

## Marketing Information

Marketing Category	Application Number or Monograph Citation	Marketing Start Date	Marketing End Date
ANDA	ANDA040411	03/27/2001	10/27/2022

## METHIMAZOLE

methimazole tablet

### Product Information

Product Type	HUMAN PRESCRIPTION DRUG	Item Code (Source)	NDC:0185-0210
Route of Administration	ORAL		

### Active Ingredient/Active Moiety

Ingredient Name	Basis of Strength	Strength
METHIMAZOLE (UNII: 554Z48XN5E) (METHIMAZOLE - UNII:554Z48XN5E)	METHIMAZOLE	10 mg

### Inactive Ingredients

Ingredient Name	Strength
LACTOSE MONOHYDRATE (UNII: EWQ57Q8I5X)	
ANHYDROUS LACTOSE (UNII: 3SY5LH9PMK)	
STARCH, CORN (UNII: O8232NY3SJ)	
TALC (UNII: 7SEV7J4R1U)	
SILICON DIOXIDE (UNII: ETJ7Z6XBU4)	
MAGNESIUM STEARATE (UNII: 70097M6I30)	

### Product Characteristics

Color	WHITE	Score	2 pieces
Shape	ROUND	Size	9mm
Flavor		Imprint Code	E;210
Contains			

### Packaging

#	Item Code	Package Description	Marketing Start Date	Marketing End Date
1	NDC:0185-0210-01	100 in 1 BOTTLE; Type 0: Not a Combination Product	03/27/2001	10/27/2022
2	NDC:0185-0210-10	1000 in 1 BOTTLE; Type 0: Not a Combination Product	03/27/2001	06/27/2022

## Marketing Information



Marketing Category	Application Number or Monograph Citation	Marketing Start Date	Marketing End Date
ANDA	ANDA040411	03/27/2001	10/27/2022

**Labeler** - Eon Labs, Inc. (012656273)

Revised: 2/2019

Eon Labs, Inc.