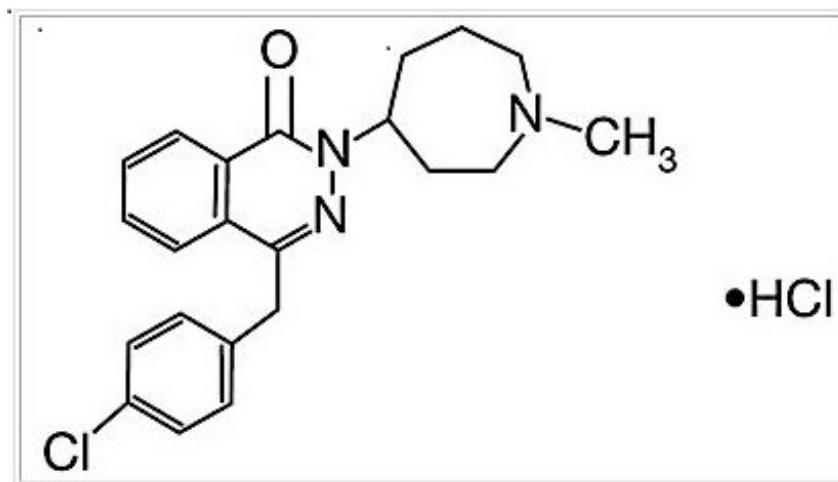


AZELASTINE HYDROCHLORIDE - azelastine hydrochloride solution/ drops
Akorn, Inc.

Azelastine Hydrochloride Ophthalmic Solution, 0.05%

DESCRIPTION

Azelastine Hydrochloride Ophthalmic Solution, 0.05% is a sterile ophthalmic solution containing azelastine hydrochloride, a relatively selective H₁-receptor antagonist for topical administration to the eyes. Azelastine hydrochloride is a white crystalline powder with a molecular weight of 418.37. Azelastine hydrochloride is sparingly soluble in water, methanol and propylene glycol, and slightly soluble in ethanol, octanol, and glycerine. Azelastine hydrochloride is a racemic mixture with a melting point of 225°C. The chemical name for azelastine hydrochloride is (±)-1-(2H)-phthalazinone,4-[(4-chlorophenyl) methyl]-2-(hexahydro-1-methyl-1H-azepin-4-yl)-, monohydrochloride and is represented by the following chemical structure:



Empirical chemical structure: C₂₂H₂₄ClN₃O•HCl

Each mL of Azelastine Hydrochloride Ophthalmic Solution contains: **Active:** azelastine hydrochloride 0.5 mg, equivalent to 0.457 mg of azelastine base; **Preservative:** benzalkonium chloride 0.125 mg; **Inactives:** disodium edetate dihydrate, hypromellose, sorbitol solution, sodium hydroxide and water for injection. It has a pH of approximately 5.0 to 6.5 and an osmolarity of approximately 271 to 312 mOsm/L.

CLINICAL PHARMACOLOGY

Azelastine hydrochloride is a relatively selective histamine H₁ antagonist and an inhibitor of the release of histamine and other mediators from cells (e.g. mast cells) involved in the allergic response. Based on *in-vitro* studies using human cell lines, inhibition of other mediators involved in allergic reactions (e.g. leukotrienes and PAF) has been demonstrated with azelastine hydrochloride. Decreased chemotaxis and activation of eosinophils has also been demonstrated.

Pharmacokinetics and Metabolism

Absorption of azelastine following ocular administration was relatively low. A study in symptomatic patients receiving one drop of Azelastine Hydrochloride Ophthalmic Solution in each eye two to four times a day (0.06 to 0.12 mg azelastine hydrochloride) demonstrated plasma concentrations of azelastine

hydrochloride to generally be between 0.02 and 0.25 ng/mL after 56 days of treatment. Three of nineteen patients had quantifiable amounts of N-desmethylazelastine that ranged from 0.25–0.87 ng/mL at Day 56.

Based on intravenous and oral administration, the elimination half-life, steady-state volume of distribution and plasma clearance were 22 hours, 14.5 L/kg and 0.5 L/h/kg, respectively. Approximately 75% of an oral dose of radiolabeled azelastine hydrochloride was excreted in the feces with less than 10% as unchanged azelastine. Azelastine hydrochloride is oxidatively metabolized to the principal metabolite, N-desmethylazelastine, by the cytochrome P450 enzyme system. *In-vitro* studies in human plasma indicate that the plasma protein binding of azelastine and N-desmethylazelastine are approximately 88% and 97%, respectively.

Clinical Trials

In a conjunctival antigen challenge study, Azelastine Hydrochloride Ophthalmic Solution was more effective than its vehicle in preventing itching associated with allergic conjunctivitis. Azelastine Hydrochloride had a rapid (within 3 minutes) onset of effect and a duration of effect of approximately 8 hours for the prevention of itching.

In environmental studies, adult and pediatric patients with seasonal allergic conjunctivitis were treated with Azelastine Hydrochloride for two to eight weeks. In these studies, Azelastine Hydrochloride Ophthalmic Solution was more effective than its vehicle in relieving itching associated with allergic conjunctivitis.

INDICATIONS & USAGE

Azelastine Hydrochloride Ophthalmic Solution is indicated for the treatment of itching of the eye associated with allergic conjunctivitis.

CONTRAINDICATIONS

Azelastine Hydrochloride Ophthalmic Solution is contraindicated in persons with known or suspected hypersensitivity to any of its components.

WARNINGS

Azelastine Hydrochloride Ophthalmic Solution is for ocular use only and not for injection or oral use.

PRECAUTIONS

Information for Patients

To prevent contaminating the dropper tip and solution, care should be taken not to touch any surface, the eyelids, or surrounding areas with the dropper tip of the bottle. Keep bottle tightly closed when not in use. This product is sterile when packaged.

Patients should be advised not to wear a contact lens if their eye is red. Azelastine Hydrochloride Ophthalmic Solution should not be used to treat contact lens related irritation. The preservative in Azelastine Hydrochloride Ophthalmic Solution, benzalkonium chloride, may be absorbed by soft contact lenses. Patients who wear soft contact lenses and **whose eyes are not red**, should be instructed to wait at least ten minutes after instilling Azelastine Hydrochloride Ophthalmic Solution before they insert their contact lenses.

Carcinogenesis, Mutagenesis, Impairment of Fertility:

Azelastine hydrochloride administered orally for 24 months was not carcinogenic in rats and mice at doses up to 30 mg/kg/day and 25 mg/kg/day, respectively. Based on a 30 µL drop size, these doses were approximately 25,000 and 21,000 times higher than the maximum recommended ocular human use level of 0.001 mg/kg/day for a 50 kg adult.

Azelastine hydrochloride showed no genotoxic effects in the Ames test, DNA repair test, mouse lymphoma forward mutation assay, mouse micronucleus test, or chromosomal aberration test in rat bone marrow. Reproduction and fertility studies in rats showed no effects on male or female fertility at oral doses of up to 25,000 times the maximum recommended ocular human use level. At 68.6 mg/kg/day (57,000 times the maximum recommended ocular human use level), the duration of the estrous cycle was prolonged and copulatory activity and the number of pregnancies were decreased. The numbers of corpora lutea and implantations were decreased; however, the implantation ratio was not affected.

Pregnancy:

Teratogenic Effects: Pregnancy Category C. Azelastine hydrochloride has been shown to be embryotoxic, fetotoxic, and teratogenic (external and skeletal abnormalities) in mice at an oral dose of 68.6 mg/kg/day (57,000 times the recommended ocular human use level). At an oral dose of 30 mg/kg/day (25,000 times the recommended ocular human use level), delayed ossification (undeveloped metacarpus) and the incidence of 14th rib were increased in rats. At 68.6 mg/kg/day (57,000 times the maximum recommended ocular human use level) azelastine hydrochloride caused resorption and fetotoxic effects in rats. The relevance to humans of these skeletal findings noted at only high drug exposure levels is unknown.

There are no adequate and well-controlled studies in pregnant women. Azelastine Hydrochloride Ophthalmic Solution should be used during pregnancy only if the potential benefit justifies the potential risk to the fetus.

Nursing Mothers:

It is not known whether azelastine hydrochloride is excreted in human milk. Because many drugs are excreted in human milk, caution should be exercised when Azelastine Hydrochloride Ophthalmic Solution is administered to a nursing woman.

Pediatric Use:

Safety and effectiveness in pediatric patients below the age of 3 have not been established.

Geriatric Use:

No overall differences in safety or effectiveness have been observed between elderly and younger adult patients.

ADVERSE REACTIONS

To report SUSPECTED ADVERSE REACTIONS, contact Akorn at 1-800-932-5676 or FDA at 1-800-FDA-1088 or www.fda.gov/medwatch.

In controlled multiple-dose studies where patients were treated for up to 56 days, the most frequently reported adverse reactions were transient eye burning/stinging (approximately 30%), headaches (approximately 15%) and bitter taste (approximately 10%). The occurrence of these events was generally mild.

The following events were reported in 1–10% of patients: asthma, conjunctivitis, dyspnea, eye pain, fatigue, influenza-like symptoms, pharyngitis, pruritus, rhinitis and temporary blurring. Some of these events were similar to the underlying disease being studied.

DOSAGE & ADMINISTRATION

The recommended dose is one drop instilled into each affected eye twice a day.

HOW SUPPLIED

Azelastine Hydrochloride Ophthalmic Solution, 0.05% is available in 6 mL in 10 mL HDPE container with LDPE dropper tip and a white screw cap as follows:

NDC 17478-718-10 6 mL in 10 mL bottle.

Storage:Store at 2° to 25°C (36° to 77°F). **STORE UPRIGHT.**

Rx Only

AKORN

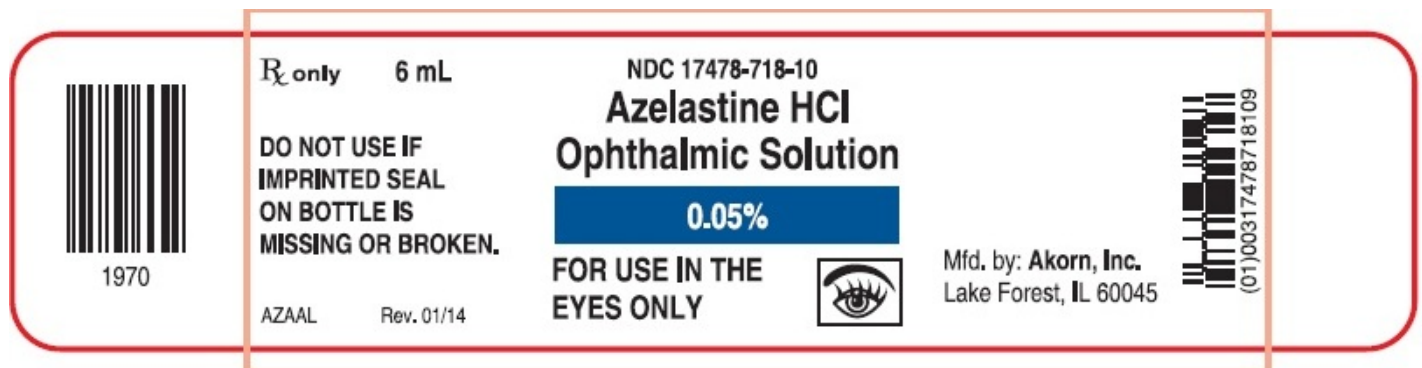
Manufactured by: **Akorn, Inc.**

Lake Forest, IL 60045

AZ00N Rev. 11/16

Principal Display Panel Text for Container Label:

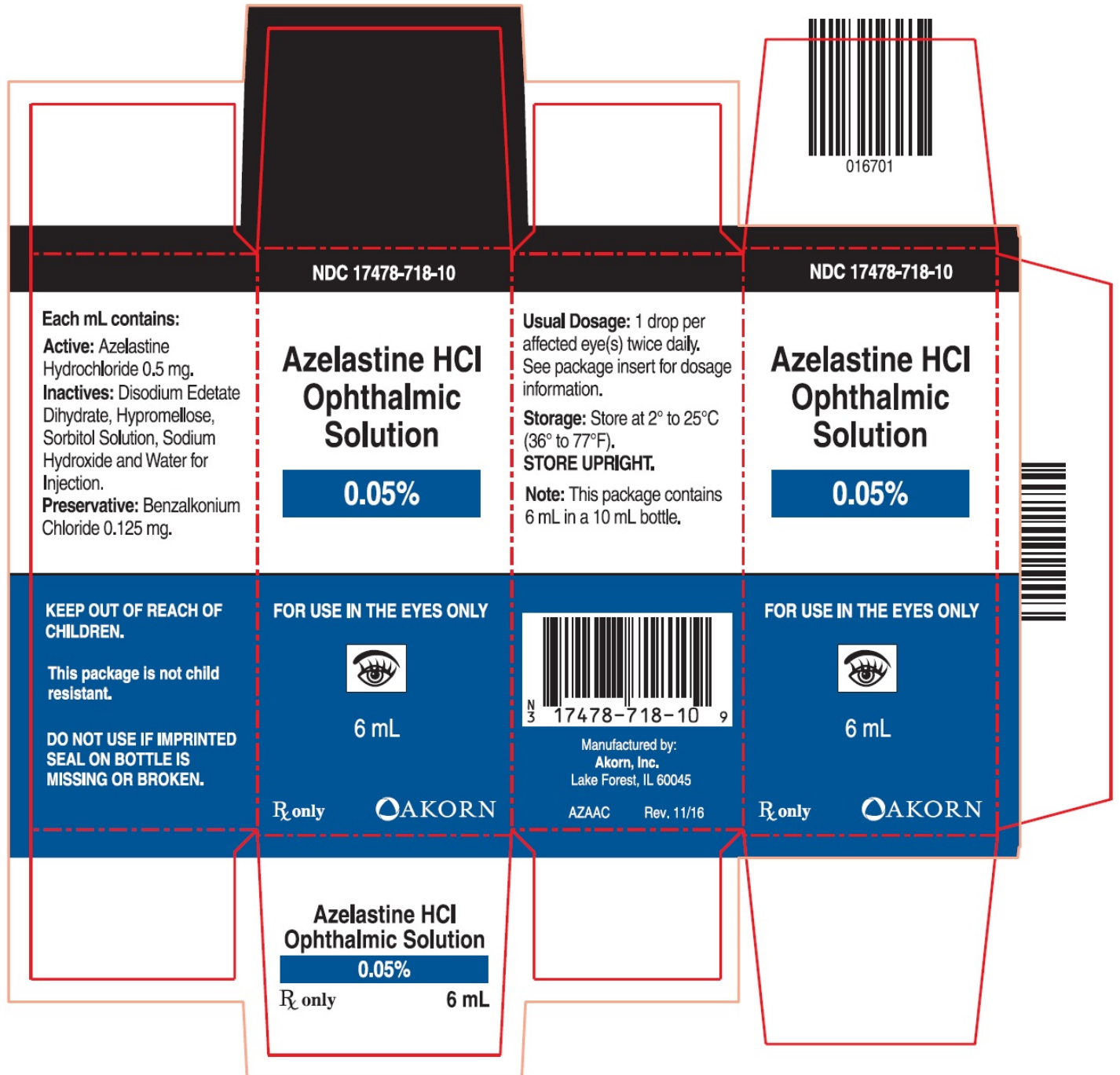
NDC 17478-718-10
AzelaStine HCl
Ophthalmic Solution
0.05%
FOR USE IN THE
EYES ONLY
Eye Logo



Principal Display Panel Text for Carton Label:

NDC 17478-718-10
AzelaStine HCl
Ophthalmic

Solution
0.05%
FOR USE IN THE EYES ONLY
Eye Logo
6 mL
Rx only Akorn Logo



AZELASTINE HYDROCHLORIDE

azelastine hydrochloride solution/ drops

Product Information

Product Type	HUMAN PRESCRIPTION DRUG	Item Code (Source)	NDC:17478-718	
Route of Administration	OPHTHALMIC			
Active Ingredient/Active Moiety				
Ingredient Name		Basis of Strength	Strength	
AZELASTINE HYDROCHLORIDE (UNII: 0L591QR10I) (AZELASTINE - UNII:ZQI909440X)		AZELASTINE HYDROCHLORIDE	0.5 mg in 1 mL	
Inactive Ingredients				
Ingredient Name			Strength	
SORBITOL (UNII: 506T60A25R)				
HYPROMELLOSES (UNII: 3NXW29V3WO)				
SODIUM HYDROXIDE (UNII: 55X04QC32I)				
WATER (UNII: 059QF0KO0R)				
EDETATE DISODIUM (UNII: 7FLD91C86K)				
BENZALKONIUM CHLORIDE (UNII: F5UM2KM3W7)				
Packaging				
#	Item Code	Package Description	Marketing Start Date	Marketing End Date
1	NDC:17478-718-10	6 mL in 1 BOTTLE, DROPPER; Type 0: Not a Combination Product	11/08/2016	
Marketing Information				
Marketing Category	Application Number or Monograph Citation	Marketing Start Date	Marketing End Date	
ANDA	ANDA203660	11/08/2016		

Labeler - Akorn, Inc. (117696770)

Registrant - Akorn Operating Company LLC (117693100)

Establishment

Name	Address	ID/FEI	Business Operations
Akorn, Inc.		117696840	ANALYSIS(17478-718) , STERILIZE(17478-718) , LABEL(17478-718) , MANUFACTURE(17478-718) , PACK(17478-718)

Revised: 10/2020

Akorn, Inc.