

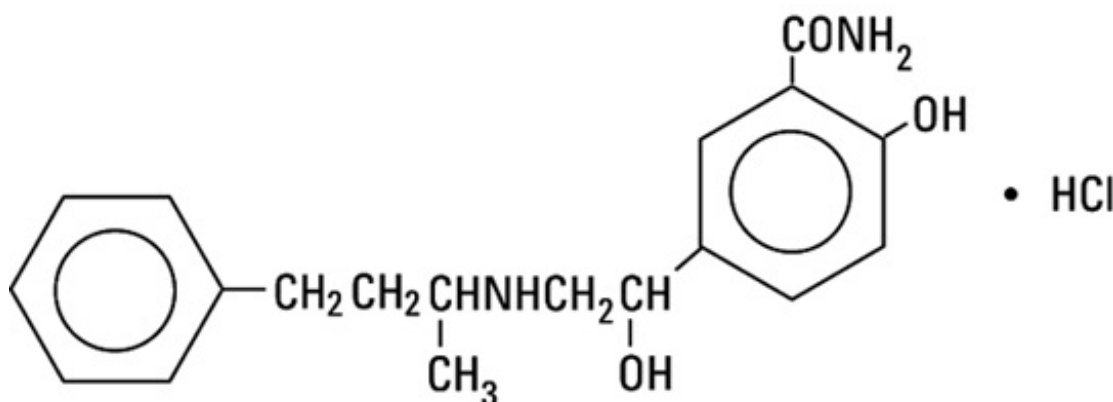
LABETALOL HYDROCHLORIDE- labetalol hydrochloride injection Almaject, Inc.

Labetalol Hydrochloride Injection, USP
Rx only

DESCRIPTION

Labetalol hydrochloride injection is an adrenergic receptor blocking agent that has both selective α_1 -adrenergic and nonselective beta-adrenergic receptor blocking actions in a single substance.

Labetalol hydrochloride (HCl) is a racemate chemically designated as 2-hydroxy-5-[1-hydroxy-2-[(1-methyl-3-phenylpropyl)amino]ethyl]benzamide monohydrochloride, and it has the following structure:



Labetalol HCl has the empirical formula $\text{C}_{19}\text{H}_{24}\text{N}_2\text{O}_3 \cdot \text{HCl}$ and a molecular weight of 364.9. It has two asymmetric centers and therefore exists as a molecular complex of two diastereoisomeric pairs. Dilevalol, the R,R' stereoisomer, makes up 25% of racemic labetalol.

Labetalol HCl is a white or off-white crystalline powder, soluble in water. Labetalol hydrochloride injection is a clear, colorless to light yellow, aqueous, sterile, isotonic solution for intravenous (IV) injection. It has a pH range of 3.0 to 4.5. Each mL contains 5 mg labetalol hydrochloride USP, 45 mg anhydrous dextrose, 0.10 mg edetate disodium; 0.80 mg of methylparaben and 0.10 mg of propylparaben as preservatives; and citric acid monohydrate and sodium hydroxide, as necessary, to bring the solution into the pH range.

CLINICAL PHARMACOLOGY

Labetalol HCl combines both selective, competitive, α_1 -adrenergic blocking and nonselective, competitive, beta-adrenergic blocking activity in a single substance. In man, the ratios of alpha- to beta-blockade have been estimated to be approximately 1:3 and 1:7 following oral and intravenous administration, respectively. Beta₂-agonist activity

has been demonstrated in animals with minimal beta₁-agonist (ISA) activity detected. In animals, at doses greater than those required for alpha- or beta-adrenergic blockade, a membrane stabilizing effect has been demonstrated.

Pharmacodynamics

The capacity of labetalol HCl to block alpha receptors in man has been demonstrated by attenuation of the pressor effect of phenylephrine and by a significant reduction of the pressor response caused by immersing the hand in ice-cold water ("cold-pressor test"). Labetalol HCl's beta₁-receptor blockade in man was demonstrated by a small decrease in the resting heart rate, attenuation of tachycardia produced by isoproterenol or exercise, and by attenuation of the reflex tachycardia to the hypotension produced by amyl nitrite. Beta₂-receptor blockade was demonstrated by inhibition of the isoproterenol-induced fall in diastolic blood pressure. Both the alpha- and beta-blocking actions of orally administered labetalol HCl contribute to a decrease in blood pressure in hypertensive patients. Labetalol HCl consistently, in dose-related fashion, blunted increases in exercise-induced blood pressure and heart rate, and in their double product. The pulmonary circulation during exercise was not affected by labetalol HCl dosing.

Single oral doses of labetalol HCl administered to patients with coronary artery disease had no significant effect on sinus rate, intraventricular conduction, or QRS duration. The atrioventricular (A-V) conduction time was modestly prolonged in two of seven patients. In another study, intravenous labetalol HCl slightly prolonged A-V nodal conduction time and atrial effective refractory period with only small changes in heart rate. The effects on A-V nodal refractoriness were inconsistent.

Labetalol HCl produces dose-related falls in blood pressure without reflex tachycardia and without significant reduction in heart rate, presumably through a mixture of its alpha- and beta-blocking effects. Hemodynamic effects are variable, with small, nonsignificant changes in cardiac output seen in some studies but not others, and small decreases in total peripheral resistance. Elevated plasma renins are reduced.

Doses of labetalol HCl that controlled hypertension did not affect renal function in mildly to severely hypertensive patients with normal renal function.

Due to the alpha₁-receptor blocking activity of labetalol HCl, blood pressure is lowered more in the standing than in the supine position, and symptoms of postural hypotension can occur. During dosing with intravenous labetalol HCl, the contribution of the postural component should be considered when positioning the patient for treatment, and the patient should not be allowed to move to an erect position unmonitored until this ability to do so is established.

In a clinical pharmacologic study in severe hypertensives, an initial 0.25 mg/kg injection of labetalol HCl administered to patients in the supine position decreased blood pressure by an average of 11/7 mmHg. Additional injections of 0.5 mg/kg at 15 minute intervals up to a total cumulative dose of 1.75 mg/kg of labetalol HCl caused further dose-related decreases in blood pressure. Some patients required cumulative doses of up to 3.25 mg/kg. The maximal effect of each dose level occurred within 5 minutes. Following discontinuation of intravenous treatment with labetalol HCl, the blood pressure rose gradually and progressively, approaching pretreatment baseline values within an average of 16 to 18 hours in the majority of patients.

Similar results were obtained in the treatment of patients with severe hypertension who required urgent blood pressure reduction with an initial dose of 20 mg (which corresponds to 0.25 mg/kg for an 80 kg patient) followed by additional doses of either 40 mg or 80 mg at 10 minute intervals to achieve the desired effect, or up to a cumulative dose of 300 mg.

Labetalol HCl administered as a continuous intravenous infusion, with a mean dose of 136 mg (27 mg to 300 mg) over a period of 2 to 3 hours (mean of 2 hours and 39 minutes), lowered the blood pressure by an average of 60/35 mmHg.

Exacerbation of angina and, in some cases, myocardial infarction and ventricular dysrhythmias have been reported after abrupt discontinuation of therapy with beta-adrenergic blocking agents in patients with coronary artery disease. Abrupt withdrawal of these agents in patients without coronary artery disease has resulted in transient symptoms, including tremulousness, sweating, palpitation, headache, and malaise. Several mechanisms have been proposed to explain these phenomena, among them increased sensitivity to catecholamines because of increased numbers of beta receptors.

Although beta-adrenergic receptor blockade is useful in the treatment of angina and hypertension, there are also situations in which sympathetic stimulation is vital. For example, in patients with severely damaged hearts, adequate ventricular function may depend on sympathetic drive. Beta-adrenergic blockade may worsen A-V block by preventing the necessary facilitating effects of sympathetic activity on conduction. Beta₂-adrenergic blockade results in passive bronchial constriction by interfering with endogenous adrenergic bronchodilator activity in patients subject to bronchospasm, and may also interfere with exogenous bronchodilators in such patients.

Pharmacokinetics and Metabolism

Following intravenous infusion of labetalol, the elimination half-life is about 5.5 hours and the total body clearance is approximately 33 mL/min per kilogram. The plasma half-life of labetalol following oral administration is about 6 to 8 hours. In patients with decreased hepatic or renal function, the elimination half-life of labetalol is not altered; however, the relative bioavailability in hepatically impaired patients is increased due to decreased "first-pass" metabolism.

The metabolism of labetalol is mainly through conjugation to glucuronide metabolites. The metabolites are present in plasma and are excreted in the urine and, via the bile, into the feces. Approximately 55% to 60% of a dose appears in the urine as conjugates or unchanged labetalol within the first 24 hours of dosing.

Labetalol has been shown to cross the placental barrier in humans. Only negligible amounts of the drug crossed the blood-brain barrier in animal studies. Labetalol is approximately 50% protein bound. Neither hemodialysis nor peritoneal dialysis removes a significant amount of labetalol HCl from the general circulation (<1%).

INDICATIONS AND USAGE

Labetalol hydrochloride injection is indicated for control of blood pressure in severe hypertension.

CONTRAINDICATIONS

Labetalol hydrochloride injection is contraindicated in bronchial asthma, overt cardiac failure, greater-than-first-degree heart block, cardiogenic shock, severe bradycardia, other conditions associated with severe and prolonged hypotension, and in patients with a history of hypersensitivity to any component of the product (see WARNINGS).

Beta-blockers, even those with apparent cardioselectivity, should not be used in patients with a history of obstructive airway disease, including asthma.

WARNINGS

Hepatic Injury

Severe hepatocellular injury, confirmed by rechallenge in at least one case, occurs rarely with labetalol therapy. The hepatic injury is usually reversible, but hepatic necrosis and death have been reported. Injury has occurred after both short- and long-term treatment and may be slowly progressive despite minimal symptomatology. Similar hepatic events have been reported with a related research compound, dilevalol HCl, including two deaths. Dilevalol HCl is one of the four isomers of labetalol HCl. Thus, for patients taking labetalol, periodic determination of suitable hepatic laboratory tests would be appropriate. Appropriate laboratory testing should be done at the first symptom/sign of liver dysfunction (e.g., pruritus, dark urine, persistent anorexia, jaundice, right upper quadrant tenderness, or unexplained "flu-like" symptoms). If the patient has laboratory evidence of liver injury or jaundice, labetalol should be stopped and not restarted.

Cardiac Failure

Sympathetic stimulation is a vital component supporting circulatory function in congestive heart failure. Beta-blockade carries a potential hazard of further depressing myocardial contractility and precipitating more severe failure. Although beta-blockers should be avoided in overt congestive heart failure, if necessary, labetalol can be used with caution in patients with a history of heart failure who are well compensated. Congestive heart failure has been observed in patients receiving labetalol HCl. Labetalol HCl does not abolish the inotropic action of digitalis on heart muscle.

In Patients Without a History of Cardiac Failure

In patients with latent cardiac insufficiency, continued depression of the myocardium with beta-blocking agents over a period of time can, in some cases, lead to cardiac failure. At the first sign or symptom of impending cardiac failure, patients should be fully digitalized and/or be given a diuretic, and the response should be observed closely. If cardiac failure continues despite adequate digitalization and diuretic, therapy with labetalol hydrochloride injection should be withdrawn (gradually, if possible).

Ischemic Heart Disease

Angina pectoris has not been reported upon labetalol HCl discontinuation. However, following abrupt cessation of therapy with some beta-blocking agents in patients with coronary artery disease, exacerbations of angina pectoris and, in some cases, myocardial infarction have been reported. Therefore, such patients should be cautioned against interruption of therapy without the physician's advice. Even in the absence of

overt angina pectoris, when discontinuation of labetalol hydrochloride injection is planned, the patient should be carefully observed and should be advised to limit physical activity. If angina markedly worsens or acute coronary insufficiency develops, administration of labetalol hydrochloride injection should be reinstated promptly, at least temporarily, and other measures appropriate for the management of unstable angina should be taken.

Nonallergic Bronchospasm (e.g., Chronic Bronchitis and Emphysema)

Since labetalol hydrochloride injection at the usual intravenous therapeutic doses has not been studied in patients with nonallergic bronchospastic disease, it should not be used in such patients.

Pheochromocytoma

Intravenous labetalol HCl has been shown to be effective in lowering blood pressure and relieving symptoms in patients with pheochromocytoma; higher than usual doses may be required. However, paradoxical hypertensive responses have been reported in a few patients with this tumor; therefore, use caution when administering labetalol HCl to patients with pheochromocytoma.

Diabetes Mellitus and Hypoglycemia

Beta-adrenergic blockade may prevent the appearance of premonitory signs and symptoms (e.g., tachycardia) of acute hypoglycemia. This is especially important with labile diabetics. Beta-blockade also reduces the release of insulin in response to hyperglycemia; it may therefore be necessary to adjust the dose of antidiabetic drugs.

Major Surgery

Do not routinely withdraw chronic beta blocker therapy prior to surgery. The effect of labetalol's alpha adrenergic activity has not been evaluated in this setting.

Several deaths have occurred when labetalol hydrochloride injection was used during surgery (including when used in cases to control bleeding).

A synergism between labetalol HCl and halothane anesthesia has been shown (see PRECAUTIONS: Drug Interactions).

Rapid Decreases of Blood Pressure

Caution must be observed when reducing severely elevated blood pressure. A number of adverse reactions, including cerebral infarction, optic nerve infarction, angina, and ischemic changes in the electrocardiogram, have been reported with other agents when severely elevated blood pressure was reduced over time courses of several hours to as long as 1 or 2 days. The desired blood pressure lowering should therefore be achieved over as long a period of time as is compatible with the patient's status.

PRECAUTIONS

General

Impaired Hepatic Function: Labetalol hydrochloride injection should be used with

caution in patients with impaired hepatic function since metabolism of the drug may be diminished.

Hypotension: Symptomatic postural hypotension (incidence, 58%) is likely to occur if patients are tilted or allowed to assume the upright position within 3 hours of receiving labetalol hydrochloride injection. Therefore, the patient's ability to tolerate an upright position should be established before permitting any ambulation.

Intraoperative Floppy Iris Syndrome (IFIS) has been observed during cataract surgery in some patients treated with alpha-1 blockers (labetalol is an alpha/beta blocker). This variant of small pupil syndrome is characterized by the combination of a flaccid iris that billows in response to intraoperative irrigation currents, progressive intraoperative miosis despite preoperative dilation with standard mydriatic drugs, and potential prolapse of the iris toward the phacoemulsification incisions. The patient's ophthalmologist should be prepared for possible modifications to the surgical technique, such as the utilization of iris hooks, iris dilator rings, or viscoelastic substances. There does not appear to be a benefit of stopping alpha-1 blocker therapy prior to cataract surgery.

Following Coronary Artery Bypass Surgery: In one uncontrolled study, patients with low cardiac indices and elevated systemic vascular resistance following intravenous labetalol HCl experienced significant declines in cardiac output with little change in systemic vascular resistance. One of these patients developed hypotension following labetalol treatment. Therefore, use of labetalol HCl should be avoided in such patients.

High Dose Labetalol: Administration of up to 3 g/d as an infusion for up to 2 to 3 days has been anecdotally reported; several patients have experienced hypotension or bradycardia.

Jaundice or Hepatic Dysfunction: (see **WARNINGS**).

Information for Patients

The following information is intended to aid in the safe and effective use of this medication. It is not a disclosure of all possible adverse or intended effects. During and immediately following (for up to 3 hours) labetalol hydrochloride injection, the patient should remain supine. Subsequently, the patient should be advised on how to proceed gradually to become ambulatory and should be observed at the time of first ambulation.

When the patient is started on labetalol hydrochloride tablets following adequate control of blood pressure with labetalol hydrochloride injection, appropriate directions for titration of dosage should be provided (see **DOSAGE AND ADMINISTRATION**).

As with all drugs with beta-blocking activity, certain advice to patients being treated with labetalol HCl is warranted. While no incident of the abrupt withdrawal phenomenon (exacerbation of angina pectoris) has been reported with labetalol HCl, dosing with labetalol hydrochloride tablets should not be interrupted or discontinued without a physician's advice. Patients being treated with labetalol hydrochloride tablets should consult a physician at any signs or symptoms of impending cardiac failure or hepatic dysfunction (see **WARNINGS**). Also, transient scalp tingling may occur, usually when treatment with labetalol hydrochloride tablets is initiated (see **ADVERSE REACTIONS**).

Laboratory Tests

Routine laboratory tests are ordinarily not required before or after intravenous labetalol. In patients with concomitant illnesses, such as impaired renal function, appropriate tests should be done to monitor these conditions.

Drug Interactions

Since labetalol hydrochloride injection may be administered to patients already being treated with other medications, including other antihypertensive agents, careful monitoring of these patients is necessary to detect and treat promptly any undesired effect from concomitant administration.

In one survey, 2.3% of patients taking labetalol HCl orally in combination with tricyclic antidepressants experienced tremor as compared to 0.7% reported to occur with labetalol HCl alone. The contribution of each of the treatments to this adverse reaction is unknown, but the possibility of a drug interaction cannot be excluded.

Drugs possessing beta-blocking properties can blunt the bronchodilator effect of beta-receptor agonist drugs in patients with bronchospasm; therefore, doses greater than the normal antiasthmatic dose of beta-agonist bronchodilator drugs may be required.

Cimetidine has been shown to increase the bioavailability of labetalol HCl administered orally. Since this could be explained either by enhanced absorption or by an alteration of hepatic metabolism of labetalol HCl, special care should be used in establishing the dose required for blood pressure control in such patients.

Synergism has been shown between halothane anesthesia and intravenously administered labetalol HCl. During controlled hypotensive anesthesia using labetalol HCl in association with halothane, high concentrations (3% or above) of halothane should not be used because the degree of hypotension will be increased and because of the possibility of a large reduction in cardiac output and an increase in central venous pressure. The anesthesiologist should be informed when a patient is receiving labetalol HCl.

Labetalol HCl blunts the reflex tachycardia produced by nitroglycerin without preventing its hypotensive effect. If labetalol HCl is used with nitroglycerin in patients with angina pectoris, additional antihypertensive effects may occur.

Care should be taken if labetalol is used concomitantly with calcium antagonists of the verapamil type.

Risk of Anaphylactic Reaction

While taking beta-blockers, patients with a history of severe anaphylactic reaction to a variety of allergens may be more reactive to repeated challenge, either accidental, diagnostic, or therapeutic. Such patients may be unresponsive to the usual doses of epinephrine used to treat allergic reaction.

Drug/Laboratory Test Interactions

The presence of labetalol metabolites in the urine may result in falsely elevated levels of urinary catecholamines, metanephrine, normetanephrine, and vanillylmandelic acid when measured by fluorimetric or photometric methods. In screening patients suspected of having a pheochromocytoma and being treated with labetalol HCl, a specific method, such as a high performance liquid chromatographic assay with solid phase extraction

(e.g., *J Chromatogr* 385:241, 1987) should be employed in determining levels of catecholamines.

Labetalol HCl has also been reported to produce a false-positive test for amphetamine when screening urine for the presence of drugs using the commercially available assay methods Toxi-Lab A[®] (thin-layer chromatographic assay) and Emit-d.a.u.[®] (radioenzymatic assay). When patients being treated with labetalol have a positive urine test for amphetamine using these techniques, confirmation should be made by using more specific methods, such as a gas chromatographic-mass spectrometer technique.

Carcinogenesis, Mutagenesis, Impairment of Fertility

Long-term oral dosing studies with labetalol HCl for 18 months in mice and for 2 years in rats showed no evidence of carcinogenesis. Studies with labetalol HCl using dominant lethal assays in rats and mice and exposing microorganisms according to modified Ames tests showed no evidence of mutagenesis.

Pregnancy

Teratogenic Effects: Pregnancy Category C

Teratogenic studies were performed with labetalol in rats and rabbits at oral doses up to approximately six and four times the maximum recommended human dose (MRHD), respectively. No reproducible evidence of fetal malformations was observed. Increased fetal resorptions were seen in both species at doses approximating the MRHD. A teratology study performed with labetalol in rabbits at intravenous doses up to 1.7 times the MRHD revealed no evidence of drug-related harm to the fetus. There are no adequate and well-controlled studies in pregnant women. Labetalol should be used during pregnancy only if the potential benefit justifies the potential risk to the fetus.

Nonteratogenic Effects

Hypotension, bradycardia, hypoglycemia, and respiratory depression have been reported in infants of mothers who were treated with labetalol HCl for hypertension during pregnancy. Oral administration of labetalol to rats during late gestation through weaning at doses of two to four times the MRHD caused a decrease in neonatal survival.

Labor and Delivery

Labetalol HCl given to pregnant women with hypertension did not appear to affect the usual course of labor and delivery.

Nursing Mothers

Small amounts of labetalol (approximately 0.004% of the maternal dose) are excreted in human milk. Caution should be exercised when labetalol hydrochloride injection is administered to a nursing woman.

Pediatric Use

Safety and effectiveness in pediatric patients have not been established.

ADVERSE REACTIONS

Labetalol hydrochloride injection is usually well tolerated. Most adverse effects have been mild and transient and, in controlled trials involving 92 patients, did not require labetalol HCl withdrawal. Symptomatic postural hypotension (incidence, 58%) is likely to occur if patients are tilted or allowed to assume the upright position within 3 hours of receiving labetalol hydrochloride injection. Moderate hypotension occurred in 1 of 100 patients while supine. Increased sweating was noted in 4 of 100 patients, and flushing occurred in 1 of 100 patients.

The following also were reported with labetalol hydrochloride injection with the incidence per 100 patients as noted:

Cardiovascular System: Ventricular arrhythmia in 1.

Central and Peripheral Nervous Systems: Dizziness in 9, tingling of the scalp/skin in 7, hypoesthesia (numbness) and vertigo in 1 each.

Gastrointestinal System: Nausea in 13, vomiting in 4, dyspepsia and taste distortion in 1 each.

Metabolic Disorders: Transient increases in blood urea nitrogen and serum creatinine levels occurred in 8 of 100 patients; these were associated with drops in blood pressure, generally in patients with prior renal insufficiency.

Psychiatric Disorders: Somnolence/yawning in 3.

Respiratory System: Wheezing in 1.

Skin: Pruritus in 1.

The incidence of adverse reactions depends upon the dose of labetalol HCl. The largest experience is with oral labetalol HCl (see Labetalol Hydrochloride Tablets Product Information for details). Certain of the side effects increased with increasing oral dose, as shown in the following table that depicts the entire US therapeutic trials data base for adverse reactions that are clearly or possibly dose related.

Labetalol HCl Daily Dose (mg)	200	300	400	600	800	900	1200	1600	2400
Number of patients	522	181	606	608	503	117	411	242	175
Dizziness (%)	2	3	3	3	5	1	9	13	16
Fatigue	2	1	4	4	5	3	7	6	10
Nausea	<1	0	1	2	4	0	7	11	19
Vomiting	0	0	<1	<1	<1	0	1	2	3
Dyspepsia	1	0	2	1	1	0	2	2	4

Paresthesia	2	0	2	2	1	1	2	5	5
Nasal stuffiness	1	1	2	2	2	2	4	5	6
Ejaculation failure	0	2	1	2	3	0	4	3	5
Impotence	1	1	1	1	2	4	3	4	3
Edema	1	0	1	1	1	0	1	2	2

In addition, a number of other less common adverse events have been reported:

Cardiovascular: Hypotension, and rarely, syncope, bradycardia, heart block.

Liver and Biliary System: Hepatic necrosis, hepatitis, cholestatic jaundice, elevated liver function tests.

Hypersensitivity: Rare reports of hypersensitivity (e.g., rash, urticaria, pruritus, angioedema, dyspnea) and anaphylactoid reactions.

The oculomucocutaneous syndrome associated with the beta-blocker practolol has not been reported with labetalol HCl during investigational use and extensive foreign marketing experience.

Clinical Laboratory Tests

Among patients dosed with labetalol hydrochloride tablets, there have been reversible increases of serum transaminases in 4% of patients tested and, more rarely, reversible increases in blood urea.

To report SUSPECTED ADVERSE REACTIONS, contact Almaject, Inc. at 1-866-770-3024 or FDA at 1-800-FDA-1088 or www.fda.gov/medwatch.

OVERDOSAGE

Overdosage with labetalol HCl causes excessive hypotension that is posture sensitive and, sometimes, excessive bradycardia. Patients should be placed supine and their legs raised if necessary to improve the blood supply to the brain. If overdosage with labetalol HCl follows oral ingestion, gastric lavage or pharmacologically induced emesis (using syrup of ipecac) may be useful for removal of the drug shortly after ingestion. The following additional measures should be employed if necessary:

Excessive bradycardia—administer atropine or epinephrine.

Cardiac failure—administer a digitalis glycoside and a diuretic. Dopamine or dobutamine may also be useful.

Hypotension—administer vasopressors, e.g., norepinephrine. There is pharmacologic evidence that norepinephrine may be the drug of choice.

Bronchospasm—administer epinephrine and/or an aerosolized beta₂-agonist.

Seizures—administer diazepam.

In severe beta-blocker overdose resulting in hypotension and/or bradycardia, glucagon has been shown to be effective when administered in large doses (5 mg to 10 mg rapidly over 30 seconds, followed by continuous infusion of 5 mg/h that can be reduced as the patient improves).

Neither hemodialysis nor peritoneal dialysis removes a significant amount of labetalol from the general circulation (<1%).

The oral LD₅₀ value of labetalol HCl in the mouse is approximately 600 mg/kg and in the rat is greater than 2 g/kg. The intravenous LD₅₀ in these species is 50 mg/kg to 60 mg/kg.

DOSAGE AND ADMINISTRATION

Labetalol hydrochloride injection is intended for intravenous use in hospitalized patients. DOSAGE MUST BE INDIVIDUALIZED depending upon the severity of hypertension and the response of the patient during dosing.

Patients should always be kept in a supine position during the period of intravenous drug administration. A substantial fall in blood pressure on standing should be expected in these patients. The patient's ability to tolerate an upright position should be established before permitting any ambulation, such as using toilet facilities.

Either of two methods of administration of labetalol hydrochloride injection may be used: a) repeated intravenous injection, or b) slow continuous infusion.

Repeated Intravenous Injection

Initially, labetalol hydrochloride injection should be given in a 20 mg dose (which corresponds to 0.25 mg/kg for an 80 kg patient) by slow intravenous injection over a 2 minute period.

Immediately before the injection and at 5 minutes and 10 minutes after injection, supine blood pressure should be measured to evaluate response. Additional injections of 40 mg or 80 mg can be given at 10 minute intervals until a desired supine blood pressure is achieved or a total of 300 mg of labetalol HCl has been injected. The maximum effect usually occurs within 5 minutes of each injection.

Slow Continuous Infusion

Labetalol hydrochloride injection is prepared for continuous intravenous infusion by diluting the vial contents with commonly used intravenous fluids (see below). Examples of two methods of preparing the infusion solution are:

Add 40 mL of labetalol hydrochloride injection to 160 mL of a commonly used intravenous fluid such that the resultant 200 mL of solution contains 200 mg of labetalol HCl, 1 mg/mL. The diluted solution should be administered at a rate of 2 mL/min to deliver 2 mg/min.

Alternatively, add 40 mL of labetalol hydrochloride injection to 250 mL of a commonly used intravenous fluid. The resultant solution will contain 200 mg of labetalol HCl, approximately 2 mg/3 mL. The diluted solution should be administered at a rate of 3 mL/min to deliver approximately 2 mg/min.

The rate of infusion of the diluted solution may be adjusted according to the blood pressure response, at the discretion of the physician. To facilitate a desired rate of infusion, the diluted solution can be infused using a controlled administration mechanism, e.g., graduated burette or mechanically driven infusion pump.

Since the half-life of labetalol is 5 to 8 hours, steady-state blood levels (in the face of a constant rate of infusion) would not be reached during the usual infusion time period. The infusion should be continued until a satisfactory response is obtained and should then be stopped and oral labetalol HCl started (see below). The effective intravenous dose is usually in the range of 50 mg to 200 mg. A total dose of up to 300 mg may be required in some patients.

Blood Pressure Monitoring

The blood pressure should be monitored during and after completion of the infusion or intravenous injection. Rapid or excessive falls in either systolic or diastolic blood pressure during intravenous treatment should be avoided. In patients with excessive systolic hypertension, the decrease in systolic pressure should be used as an indicator of effectiveness in addition to the response of the diastolic pressure.

Initiation of Dosing With Labetalol Hydrochloride Tablets

Subsequent oral dosing with labetalol hydrochloride tablets should begin when it has been established that the supine diastolic blood pressure has begun to rise. The recommended initial dose is 200 mg, followed in 6 to 12 hours by an additional dose of 200 mg or 400 mg, depending on the blood pressure response. Thereafter, **inpatient titration with labetalol hydrochloride tablets** may proceed as follows:

Inpatient Titration Instructions

Regimen	Daily Dose*
200 mg b.i.d.	400 mg
400 mg b.i.d.	800 mg
800 mg b.i.d.	1,600 mg
1,200 mg b.i.d.	2,400 mg

* If needed, the total daily dose may be given in three divided doses.

The dosage of labetalol hydrochloride tablets used in the hospital may be increased at 1-day intervals to achieve the desired blood pressure reduction.

For subsequent outpatient titration or maintenance dosing, see **DOSAGE AND ADMINISTRATION** in the Labetalol Hydrochloride Tablets Product Information for additional recommendations.

Compatibility with Commonly Used Intravenous Fluids

Parenteral drug products should be inspected visually for particulate matter and discoloration before administration whenever solution and container permit.

Labetalol hydrochloride injection was tested for compatibility with commonly used intravenous fluids at final concentrations of 1.25 mg to 3.75 mg of labetalol HCl per milliliter of the mixture. Labetalol hydrochloride injection was found to be compatible with and stable (for 24 hours refrigerated or at room temperature) in mixtures with the following solutions: ringer's injection, USP; lactated ringer's injection, USP; 5% dextrose and ringer's injection; 5% lactated ringer's and 5% dextrose injection; 5% dextrose injection, USP; 0.9% sodium chloride injection, USP; 5% dextrose and 0.2% sodium chloride injection, USP; 2.5% dextrose and 0.45% sodium chloride injection, USP; 5% dextrose and 0.9% sodium chloride injection, USP; and 5% dextrose and 0.33% sodium chloride injection, USP.

Labetalol hydrochloride injection was NOT compatible with 5% sodium bicarbonate injection, USP. Care should be taken when administering alkaline drugs, including furosemide, in combination with labetalol. Compatibility should be assured prior to administering these drugs together.

HOW SUPPLIED

Labetalol hydrochloride injection, 5 mg/mL, is supplied in:

NDC 72611-734-01, 100 mg/20 mL Multiple Dose Vial, Carton of 1.

NDC 72611-738-01, 200 mg/40 mL Multiple Dose Vial, Carton of 1.

**Store at 20° to 25°C (68° to 77°F) [See USP Controlled Room Temperature].
Protect from freezing and light.**

Manufactured by:
Gland Pharma Limited
D.P.Pally, Dundigal Post
Hyderabad - 500 043, India

Distributed by:
Almaject, Inc.
Morristown, NJ 07960 USA

Product of Italy

The brands listed are the registered trademarks of their respective owners and are not trademarks of Almaject, Inc.

Rev. 05/2019
PI734-00

20 mL Vial Label - PRINCIPAL DISPLAY PANEL



NDC 72611-734-01

Labetalol Hydrochloride Injection, USP

100 mg/20 mL
(5 mg/mL)

FOR INTRAVENOUS INJECTION ONLY

20 mL Multiple-Dose Vial
Rx only

<p>NDC 72611-734-01</p> <p>Labetalol Hydrochloride Injection, USP</p> <p>100 mg/20 mL (5 mg/mL)</p> <p>FOR INTRAVENOUS INJECTION ONLY</p> <p>20 mL Multiple-Dose Vial</p> <p> Rx only</p>	<p>Each mL contains: 5 mg labetalol hydrochloride USP, 45 mg anhydrous dextrose, 0.10 mg edetate disodium; citric acid monohydrate and sodium hydroxide, as necessary to adjust pH between 3.0 and 4.5; 0.80 mg methylparaben and 0.10 mg propylparaben as preservatives. For usual adult dosage and route of administration, see package insert. Store at 20° to 25°C (68° to 77°F) [See USP Controlled Room Temperature]. Protect from freezing and light. Retain in carton until time of use. Distributed by: Almaject, Inc. Morristown, NJ 07960 USA Made in India LAB-020647-00</p>	<p>Date first used _____ Signature _____ Mfg. Lic. No.: 103/AP/RR/97/F/R 734-01-00 Rev. 05/2019</p>  <p>(01)00372611734019</p>	<p>Lot No. : _____ Exp. Date: _____</p> <p>Un varnish area 1.1 x 30 mm</p>
--	---	---	--

20 mL Carton - PRINCIPAL DISPLAY PANEL

NDC 72611-734-01

Labetalol Hydrochloride Injection, USP

100 mg/20 mL
(5 mg/mL)

FOR INTRAVENOUS INJECTION ONLY

20 mL Multiple-Dose Vial
Rx only



40 mL Vial Label - PRINCIPAL DISPLAY PANEL

NDC 72611-738-01

Labetalol Hydrochloride Injection, USP

200 mg/40 mL
(5 mg/mL)

FOR INTRAVENOUS INJECTION ONLY

40 mL Multiple-Dose Vial
Rx only

NDC 72611-738-01

**Labetalol Hydrochloride
Injection, USP**

200 mg/40 mL

(5 mg/mL)

FOR INTRAVENOUS INJECTION ONLY

40 mL Multiple-Dose Vial

 **Almaject®**

Rx only

Each mL contains: 5 mg labetalol hydrochloride USP, 45 mg anhydrous dextrose, 0.10 mg edetate disodium; citric acid monohydrate and sodium hydroxide, as necessary to adjust pH between 3.0 and 4.5; 0.80 mg methylparaben and 0.10 mg propylparaben as preservatives.

For usual adult dosage and route of administration, see package insert.

**Store at 20° to 25°C (68° to 77°F)
[See USP Controlled Room Temperature].**

Protect from freezing and light.

Retain in carton until time of use.

Distributed by: Almaject, Inc.
Morristown, NJ 07960 USA
Made in India

LAB-020655-00

Date first used _____

Signature _____

Mfg. Lic. No.: 103/AP/RR/97/F/R
738-01-00 Rev. 05/2019



(01)00372611738017

Lot :
Exp :

Un varnish area
15 x 35 mm

40 mL Carton - PRINCIPAL DISPLAY PANEL

NDC 72611-738-01

Labetalol Hydrochloride Injection, USP

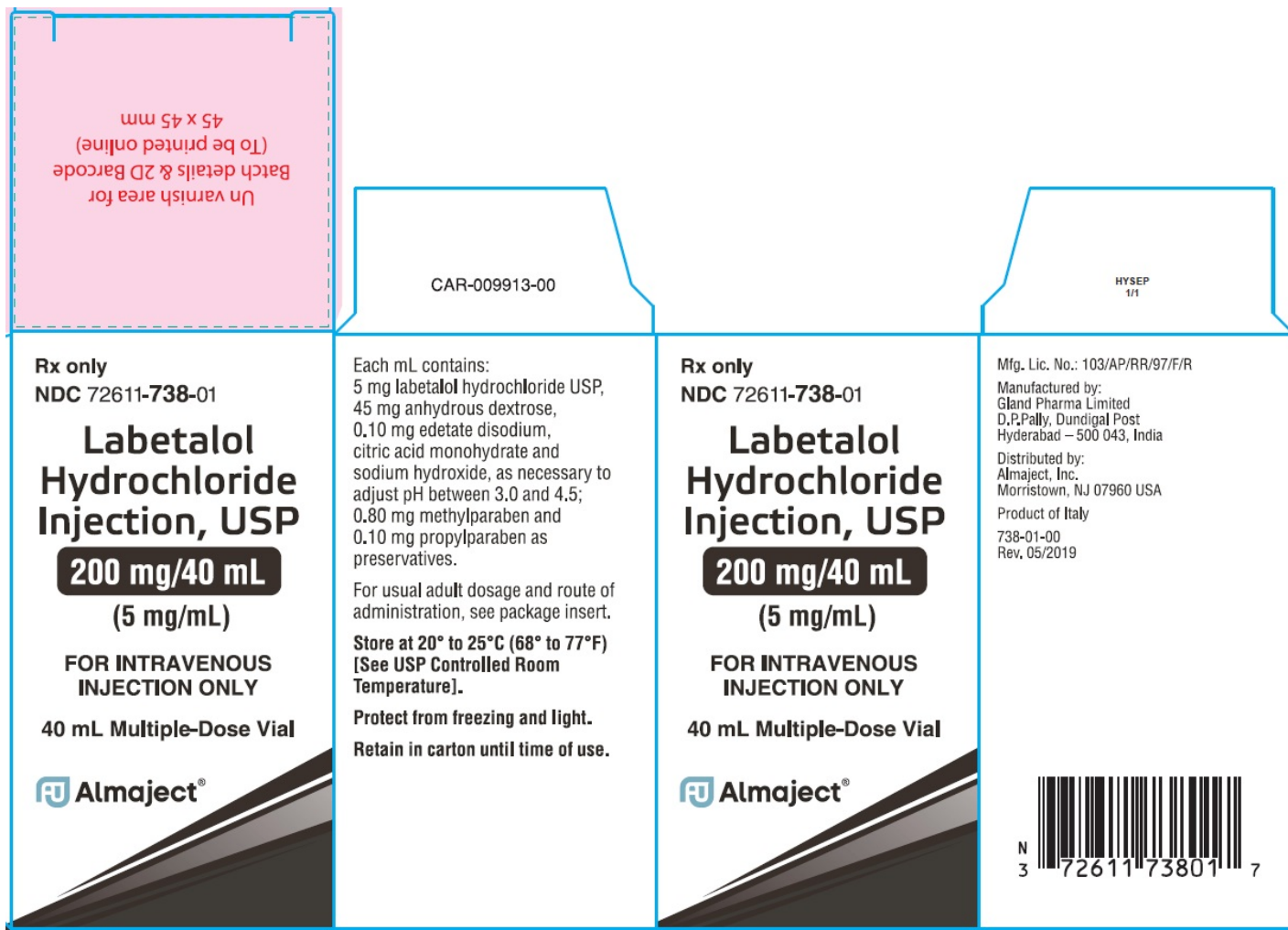
200 mg/40 mL

(5 mg/mL)

FOR INTRAVENOUS INJECTION ONLY

40 mL Multiple-Dose Vial

Rx only



LABETALOL HYDROCHLORIDE

labetalol hydrochloride injection

Product Information

Product Type	HUMAN PRESCRIPTION DRUG	Item Code (Source)	NDC:72611-734
Route of Administration	INTRAVENOUS		

Active Ingredient/Active Moiety

Ingredient Name	Basis of Strength	Strength
LABETALOL HYDROCHLORIDE (UNII: 1GEV3BAW9J) (LABETALOL - UNII:R5H8897N95)	LABETALOL HYDROCHLORIDE	5 mg in 1 mL

Inactive Ingredients

Ingredient Name	Strength
ANHYDROUS DEXTROSE (UNII: 5SLOG7R0OK)	45 mg in 1 mL
EDETATE DISODIUM (UNII: 7FLD91C86K)	0.1 mg in 1 mL
METHYLPARABEN (UNII: A2I8C7HI9T)	0.8 mg in 1 mL
PROPYLPARABEN (UNII: Z8IX2SC1OH)	0.1 mg in 1 mL
Citric Acid Monohydrate (UNII: 2968PHW8QP)	

Sodium Hydroxide (UNII: 55X04QC32I)

Packaging

#	Item Code	Package Description	Marketing Start Date	Marketing End Date
1	NDC:72611-734-01	1 in 1 CARTON	06/01/2020	
1		20 mL in 1 VIAL, MULTI-DOSE; Type 0: Not a Combination Product		

Marketing Information

Marketing Category	Application Number or Monograph Citation	Marketing Start Date	Marketing End Date
ANDA	ANDA090699	06/01/2020	

LABETALOL HYDROCHLORIDE

labetalol hydrochloride injection

Product Information

Product Type	HUMAN PRESCRIPTION DRUG	Item Code (Source)	NDC:72611-738
Route of Administration	INTRAVENOUS		

Active Ingredient/Active Moiety

Ingredient Name	Basis of Strength	Strength
LABETALOL HYDROCHLORIDE (UNII: 1GEV3BAW9J) (LABETALOL - UNII:R5H8897N95)	LABETALOL HYDROCHLORIDE	5 mg in 1 mL

Inactive Ingredients

Ingredient Name	Strength
ANHYDROUS DEXTROSE (UNII: 5SLOG7R00K)	45 mg in 1 mL
EDETATE DISODIUM (UNII: 7FLD91C86K)	0.1 mg in 1 mL
METHYLPARABEN (UNII: A2I8C7HI9T)	0.8 mg in 1 mL
PROPYLPARABEN (UNII: Z8IX2SC1OH)	0.1 mg in 1 mL
Citric Acid Monohydrate (UNII: 2968PHW8QP)	
Sodium Hydroxide (UNII: 55X04QC32I)	

Packaging

#	Item Code	Package Description	Marketing Start Date	Marketing End Date
1	NDC:72611-738-01	1 in 1 CARTON	06/01/2020	
1		40 mL in 1 VIAL, MULTI-DOSE; Type 0: Not a		

Combination Product			
Marketing Information			
Marketing Category	Application Number or Monograph Citation	Marketing Start Date	Marketing End Date
ANDA	ANDA090699	06/01/2020	

Labeler - Almaject, Inc. (116626205)

Revised: 6/2020

Almaject, Inc.