

**AFLURIA- influenza a virus a/victoria/4897/2022 ivr-238 (h1n1) antigen (propiolactone inactivated), influenza a virus a/croatia/10136rv/2023 x-425a (h3n2) antigen (propiolactone inactivated), influenza b virus b/austria/1359417/2021 bvr-26 antigen (propiolactone inactivated) injection, suspension  
Seqirus PTY LTD.**

**HIGHLIGHTS OF PRESCRIBING INFORMATION**

These highlights do not include all the information needed to use AFLURIA® safely and effectively. See full prescribing information for AFLURIA.

**AFLURIA (Influenza Vaccine)  
Injectable Suspension, for Intramuscular Use  
2025-2026 Formula  
Initial U.S. Approval: 2007**

**RECENT MAJOR CHANGES**

Warnings and Precautions, Febrile Seizures (5.4)

03/2026

**INDICATIONS AND USAGE**

- AFLURIA is an inactivated influenza vaccine indicated for active immunization for the prevention of disease caused by influenza A subtype viruses and type B virus contained in the vaccine. (1)
- AFLURIA is approved for use in persons 6 months of age and older. (1)

**DOSAGE AND ADMINISTRATION**

**For intramuscular use, by needle and syringe (6 months and older) or by Pharmajet®Stratis® Needle-Free Injection System (18 through 64 years). (2)**

Age	Dose	Schedule
6 months through 35 months	One or two doses <sup>a</sup> , 0.25 mL each	If 2 doses, administer at least 1 month apart
36 months through 8 years	One or two doses <sup>a</sup> , 0.5 mL each	If 2 doses, administer at least 1 month apart
9 years and older	One dose, 0.5 mL	Not Applicable

<sup>a</sup>1 or 2 doses depends on vaccination history as per Advisory Committee on Immunization Practices annual recommendations on prevention and control of influenza with vaccines. (2)

**DOSAGE FORMS AND STRENGTHS**

AFLURIA is an injectable suspension. A single dose is 0.25 mL or 0.5 mL depending on age. (3)

**CONTRAINDICATIONS**

- Do not administer AFLURIA to anyone with a history of a severe allergic reaction (e.g., anaphylaxis) to any component of the vaccine including egg protein, or to a previous dose of any influenza vaccine (4, 11).

**WARNINGS AND PRECAUTIONS**

- Appropriate medical treatment and supervision must be available to manage possible anaphylactic reactions following administration of the vaccine. (5.1)
- If Guillain-Barré Syndrome (GBS) has occurred within 6 weeks of previous influenza vaccination, the decision to give AFLURIA should be based on careful consideration of the potential benefits and risks. (5.2)
- Syncope has been reported following administration of AFLURIA. (5.3)
- In two separate postmarketing observational studies, an increased risk of seizures was observed in the first day following vaccination with standard dose trivalent (2024-2025) and quadrivalent (2023-2024) influenza vaccines in children 6 months through 4 years of age (5.4, 6.2)

**ADVERSE REACTIONS**

Administered by needle and syringe (AFLURIA QUADRIVALENT data):

- In adults 18 through 64 years, the most commonly reported injection-site adverse reaction was pain (≥ 40%). The most common systemic adverse reactions were myalgia and headache (≥ 20%). (6.1)
- In adults 65 years of age and older, the most commonly reported injection-site adverse reaction was pain (≥ 20%). The most common systemic adverse reaction was myalgia (≥ 10%). (6.1)
- In children 6 months through 35 months of age, the most commonly reported injection-site reactions were pain and redness (≥ 20%). The most common systemic adverse reactions were irritability (≥ 30%), diarrhea and loss of appetite (≥ 20%). (6.1)
- In children 36 through 59 months of age, the most commonly reported injection site reactions were pain (≥ 30%) and redness (≥ 20%). The most commonly reported systemic adverse reactions were malaise and fatigue, and diarrhea (≥ 10%). (6.1)
- In children 5 through 8 years, the most commonly reported injection-site adverse reactions were pain (≥ 50%), redness and swelling (≥ 10%). The most common systemic adverse reaction was headache (≥ 10%). (6.1)

- In children 9 through 17 years, the most commonly reported injection-site adverse reactions were pain ( $\geq 50\%$ ), redness and swelling ( $\geq 10\%$ ). The most common systemic adverse reactions were headache, myalgia, and malaise and fatigue ( $\geq 10\%$ ). (6.1)

Administered by the Pharmajet Stratis Needle-Free Injection System:

- In adults 18 through 64 years of age, the most commonly reported injection-site adverse reactions were tenderness ( $\geq 80\%$ ), swelling, pain, redness ( $\geq 60\%$ ), itching ( $\geq 20\%$ ) and bruising ( $\geq 10\%$ ). The most common systemic adverse reactions were myalgia, malaise ( $\geq 30\%$ ), and headache ( $\geq 20\%$ ). (6.1)

**To report SUSPECTED ADVERSE REACTIONS, contact Seqirus USA Inc. at 1-855-358-8966 or VAERS at 1-800-822-7967 or [www.vaers.hhs.gov](http://www.vaers.hhs.gov).**

----- **USE IN SPECIFIC POPULATIONS** -----

- Antibody responses were lower in geriatric subjects than in younger adults. (8.5)

**See 17 for PATIENT COUNSELING INFORMATION.**

**Revised: 3/2026**

---

**FULL PRESCRIBING INFORMATION: CONTENTS\***

**1 INDICATIONS AND USAGE**

**2 DOSAGE AND ADMINISTRATION**

**3 DOSAGE FORMS AND STRENGTHS**

**4 CONTRAINDICATIONS**

**5 WARNINGS AND PRECAUTIONS**

5.1 Preventing and Managing Allergic Reactions

5.2 Guillain-Barré Syndrome

5.3 SYNCOPE

FEBRILE SEIZURES

5.5 Altered Immunocompetence

5.6 Limitations of Vaccine Effectiveness

**6 ADVERSE REACTIONS**

6.1 Clinical Trials Experience

6.2 Postmarketing Experience

**8 USE IN SPECIFIC POPULATIONS**

8.1 Pregnancy

8.2 Lactation

8.4 Pediatric Use

8.5 Geriatric Use

**11 DESCRIPTION**

**12 CLINICAL PHARMACOLOGY**

12.1 Mechanism of Action

**13 NONCLINICAL TOXICOLOGY**

13.1 Carcinogenesis, Mutagenesis, Impairment of Fertility

**14 CLINICAL STUDIES**

14.1 Efficacy Against Laboratory-Confirmed Influenza

14.2 Immunogenicity in Adults and Older Adults Administered AFLURIA or AFLURIA QUADRIVALENT by Needle and Syringe

14.3 Immunogenicity in Adults Administered AFLURIA by Pharmajet Stratis Needle-Free Injection System

14.4 Immunogenicity in Children 6 Months through 59 Months Administered AFLURIA QUADRIVALENT by Needle and Syringe

14.5 Immunogenicity in Children 5 through 17 Years Administered AFLURIA QUADRIVALENT by Needle and Syringe

**15 REFERENCES**

**16 HOW SUPPLIED/STORAGE AND HANDLING**

16.1 How Supplied

16.2 Storage and Handling

**17 PATIENT COUNSELING INFORMATION**

\* Sections or subsections omitted from the full prescribing information are not listed.

---

## FULL PRESCRIBING INFORMATION

### 1 INDICATIONS AND USAGE

AFLURIA® is an inactivated influenza vaccine indicated for active immunization for the prevention of disease caused by influenza A subtype viruses and type B virus contained in the vaccine.

AFLURIA is approved for use in persons 6 months of age and older.

### 2 DOSAGE AND ADMINISTRATION

#### For intramuscular use:

- By needle and syringe (6 months of age and older)
- By PharmaJet® Stratis® Needle-Free Injection System (18 through 64 years of age)

The dose and schedule for AFLURIA are presented in Table 1.

**Table 1: AFLURIA Dosage and Schedule**

Age	Dose	Schedule
6 months through 35 months	One or two doses <sup>a</sup> , 0.25 mL each	If 2 doses, administer at least 1 month apart
36 months through 8 years	One or two doses <sup>a</sup> , 0.5 mL each	If 2 doses, administer at least 1 month apart
9 years and older	One dose, 0.5mL	Not Applicable

<sup>a</sup> 1 or 2 doses depends on vaccination history as per Advisory Committee on Immunization Practices annual recommendations on prevention and control of influenza with vaccines.

Immediately before use, shake thoroughly and inspect visually. Parenteral drug products should be inspected visually for particulate matter and discoloration prior to administration, whenever solution and container permit. If either of these conditions exists, the vaccine should not be administered.

When using the single-dose pre-filled syringe, shake the syringe thoroughly and administer the dose immediately.

When using the multi-dose vial, shake the vial thoroughly before withdrawing each dose, and administer the dose immediately. The number of needle punctures should not exceed 20 per multi-dose vial.

- Needle and Syringe: Draw up the dose using a separate sterile needle and syringe for each patient.
- PharmaJet Stratis Needle-Free Injection System: For instructions on withdrawal of a 0.5 mL dose and use of the PharmaJet Stratis Needle-Free Injection System, refer to the Instructions For Use for the PharmaJet Stratis Needle-Free Injection System.

### 3 DOSAGE FORMS AND STRENGTHS

AFLURIA is an injectable suspension. A single dose is 0.25 mL (for persons 6 through 35 months of age) or 0.5 mL (for persons 36 months of age and older).

### 4 CONTRAINDICATIONS

Do not administer AFLURIA to anyone with a history of a severe allergic reaction (e.g., anaphylaxis) to any component of the vaccine including egg protein, or to a previous dose of any influenza vaccine (see *Description [11]*).

### 5 WARNINGS AND PRECAUTIONS

## 5.1 Preventing and Managing Allergic Reactions

Appropriate medical treatment must be immediately available to manage potential anaphylactic reactions following administration of AFLURIA.

## 5.2 Guillain-Barré Syndrome

If Guillain-Barré Syndrome (GBS) has occurred within 6 weeks of previous influenza vaccination, the decision to give AFLURIA should be based on careful consideration of the potential benefits and risks.

The 1976 swine influenza vaccine was associated with an increased frequency of GBS. Evidence for a causal relation of GBS with subsequent vaccines prepared from other influenza viruses is unclear. If influenza vaccine does pose a risk, it is probably slightly more than one additional case per 1 million persons vaccinated.

## 5.3 SYNCOPE

Syncope (fainting) has been reported following vaccination with AFLURIA.

## FEBRILE SEIZURES

In two postmarketing observational studies, an increased risk of seizures was observed in the first day following vaccination among children 6 months to <5 years of age [see *Adverse Reactions (6.2)*].

## 5.5 Altered Immunocompetence

If AFLURIA is administered to immunocompromised persons, including those receiving immunotherapy, the immune response may be diminished.

## 5.6 Limitations of Vaccine Effectiveness

Vaccination with AFLURIA may not protect all individuals.

## 6 ADVERSE REACTIONS

Data for AFLURIA QUADRIVALENT are relevant to AFLURIA because both vaccines are manufactured using the same process and have overlapping compositions.

In adults 18 through 64 years of age, the most commonly reported injection-site adverse reaction observed in clinical studies with AFLURIA QUADRIVALENT administered by needle and syringe was pain ( $\geq 40\%$ ). The most common systemic adverse reactions observed were myalgia and headache ( $\geq 20\%$ ).

In adults 65 years of age and older, the most commonly reported injection-site adverse reaction observed in clinical studies with AFLURIA QUADRIVALENT administered by needle and syringe was pain ( $\geq 20\%$ ). The most common systemic adverse reaction observed was myalgia ( $\geq 10\%$ ).

In children 6 months through 35 months of age, the most frequently reported injection site reactions in the clinical study with AFLURIA QUADRIVALENT administered by needle and syringe were pain and redness ( $\geq 20\%$ ). The most common systemic adverse reactions were irritability ( $\geq 30\%$ ), diarrhea and loss of appetite ( $\geq 20\%$ ).

In children 36 through 59 months of age, the most commonly reported injection site reactions when AFLURIA QUADRIVALENT was administered by needle and syringe were pain ( $\geq 30\%$ ) and redness ( $\geq 20\%$ ). The most commonly reported systemic adverse reactions were malaise and fatigue, and diarrhea ( $\geq 10\%$ ).

In children 5 through 8 years, the most commonly reported injection-site adverse reactions when AFLURIA QUADRIVALENT was administered by needle and syringe were pain ( $\geq 50\%$ ) and redness and swelling ( $\geq 10\%$ ). The most common systemic adverse reaction was headache ( $\geq 10\%$ ).

In children 9 through 17 years, the most commonly reported injection-site adverse reactions when AFLURIA QUADRIVALENT was administered by needle and syringe were pain ( $\geq 50\%$ ) and redness and swelling ( $\geq 10\%$ ). The most common systemic adverse

reactions were headache, myalgia, and malaise and fatigue ( $\geq 10\%$ ).

In adults 18 through 64 years of age, the most commonly reported injection-site adverse reactions observed in a clinical study with AFLURIA using the Pharmajet Stratis Needle-Free Injection System were tenderness ( $\geq 80\%$ ), swelling, pain, redness ( $\geq 60\%$ ), itching ( $\geq 20\%$ ) and bruising ( $\geq 10\%$ ). The most common systemic adverse reactions were myalgia, malaise ( $\geq 30\%$ ) and headache ( $\geq 20\%$ ).

### 6.1 Clinical Trials Experience

Because clinical studies are conducted under widely varying conditions, adverse reaction rates observed in the clinical studies of a vaccine cannot be directly compared to rates in the clinical studies of another vaccine and may not reflect the rates observed in clinical practice.

#### Adults

Clinical safety data for AFLURIA QUADRIVALENT in adults have been collected in one clinical trial, Study 1 (NCT02214225), a randomized, double-blind, active-controlled trial conducted in the U.S. in 3449 subjects ages 18 years and older. Subjects in the safety population received one dose of either AFLURIA QUADRIVALENT (N=1721) or one of two formulations of AFLURIA (TIV-1 N=864 or TIV-2 N=864) each containing an influenza type B virus that corresponded to one of the two B viruses in AFLURIA QUADRIVALENT (a type B virus of the Yamagata lineage or a type B virus of the Victoria lineage), respectively. The mean age of the population was 58 years, 57% were female, and racial groups consisted of 82% White, 16% Black, and 2% other; 5% of subjects were Hispanic/Latino. The age sub-groups were 18 through 64 years and 65 years and older with mean ages of 43 years and 73 years, respectively. In this study, AFLURIA QUADRIVALENT and AFLURIA were administered by needle and syringe (see *Clinical Studies [14.2]*).

Local (injection-site) adverse reactions and systemic adverse reactions were solicited for 7 days post-vaccination (Table 2). Injection site cellulitis, cellulitis-like reactions (defined as concurrent Grade 3 pain, redness, and swelling/lump), and Grade 3 swelling/lump were monitored for 28 days post-vaccination. Unsolicited adverse events were collected for 28 days post-vaccination. Serious adverse events (SAEs), including deaths, were collected for 180 days post-vaccination.

**Table 2: Proportion of Subjects Per Age Cohort with Any Solicited Local Adverse Reactions or Systemic Adverse Reactions within 7 Days after Administration of AFLURIA QUADRIVALENT or AFLURIA (TIV-1 or TIV-2) (Study 1) <sup>a</sup>**

	Percentage (%) <sup>b</sup> of Subjects in each Age Cohort Reporting a Reaction											
	Subjects 18 through 64 years						Subjects $\geq 65$ years					
	AFLURIA Quadrivalent N=854 <sup>c</sup>		AFLURIA (TIV-1) N=428 <sup>c</sup>		AFLURIA (TIV-2) N=430 <sup>c</sup>		AFLURIA Quadrivalent N=867 <sup>c</sup>		AFLURIA (TIV-1) N=436 <sup>c</sup>		AFLURIA (TIV-2) N=434 <sup>c</sup>	
	Any	Gr 3	Any	Gr 3	Any	Gr 3	Any	Gr 3	Any	Gr 3	Any	Gr 3
<b>Local Adverse Reactions <sup>d</sup></b>												
Pain	47.9	0.7	43.7	1.4	50.7	1.2	24.6	0.1	22.7	0	21.0	0.2
Swelling/Lump	3.7	0.1	2.3	0	3.5	0.2	3.2	0.5	1.8	0	1.6	0
Redness	2.9	0	2.8	0	2.8	0	4.2	0.3	2.1	0	2.5	0.2
<b>Systemic Adverse Reactions <sup>e</sup></b>												
Myalgia (muscle ache)	25.5	1.9	23.4	1.4	24.2	1.2	12.7	0.3	14.0	0.7	12.2	0.5
Headache	21.7	1.7	15.2	0.9	19.1	1.2	8.4	0	7.1	0.2	7.8	0.7
Malaise	8.9	0.7	9.1	0	9.3	0.7	4.4	0.5	5.0	0.2	5.1	0.2
Nausea	6.9	0.6	7.7	0.5	6.3	1.2	1.6	0	1.8	0	2.1	0.2
Chills	4.8	0.6	4.4	0.2	4.7	0.5	2.0	0	2.1	0.5	1.4	0.2
Vomiting	1.5	0.4	0.9	0	2.3	0.7	0.5	0.1	0	0	0.7	0.2

Fever	1.1	0.4	0.9	0	0.5	0	0.2	0	0.9	0	0.5	0.2
-------	-----	-----	-----	---	-----	---	-----	---	-----	---	-----	-----

Abbreviations: Gr 3, Grade 3.

<sup>a</sup> NCT02214225

<sup>b</sup> Proportion of subjects reporting each solicited local adverse reaction or systemic adverse reaction by study vaccine group based on the number of subjects contributing any follow up safety information for at least one data value of an individual sign/symptom.

<sup>c</sup> N = number of subjects in the Safety Population for each study vaccine group.

<sup>d</sup> Local adverse reactions: Grade 3 pain is that which prevents daily activity; Swelling/Lump and redness: any =  $\geq 20$ mm diameter, Grade 3 =  $\geq 100$ mm diameter.

<sup>e</sup> Systemic adverse reactions: Fever: any =  $\geq 100.4^\circ\text{F}$  (Oral), Grade 3 =  $\geq 102.2^\circ\text{F}$  (Oral); Grade 3 for all other adverse reactions is that which prevents daily activity.

In the 28 days following vaccination, no subject experienced cellulitis or a cellulitis-like reaction. All Grade 3 swelling/lump reactions began within 7 days of vaccination and are included in Table 2.

In the 28 days following vaccination, 20.5%, 20.1%, and 20.7% of adults 18 through 64 years and 20.3%, 24.1%, and 20.0% of adults  $\geq 65$  years who received AFLURIA QUADRIVALENT, AFLURIA TIV-1, and AFLURIA TIV-2, respectively, reported unsolicited adverse events. Rates of individual events were similar between treatment groups, and most events were mild to moderate in severity.

In the 180 days following vaccination, 2.3%, 1.6%, and 1.5% of all subjects who received AFLURIA QUADRIVALENT, AFLURIA TIV-1 and AFLURIA TIV-2 respectively, experienced SAEs, including six deaths, five in the AFLURIA QUADRIVALENT group and one in the AFLURIA TIV-2 group. The majority of SAEs occurred after Study Day 28 and in subjects  $\geq 65$  years of age who had co-morbid illnesses. No SAEs or deaths appeared related to the study vaccines.

The clinical safety of AFLURIA was also evaluated in a randomized, observer blind, placebo controlled study that included 15,020 subjects 18 through 64 years of age (Study 2; NCT00562484) who were randomized to receive AFLURIA (n=10,015) or placebo (n=5,005) (see *Clinical Studies [14.1]*). In the 180 days following vaccination in this study, no vaccine-related deaths or vaccine-related SAEs were reported.

Safety information has also been collected in a clinical study of AFLURIA administered using the Pharmajet Stratis Needle-Free Injection System (Study 3; NCT01688921) (see *Clinical Studies [14.3]*). Study 3 included 1,247 subjects for safety analysis, ages 18 through 64 years, randomized to receive AFLURIA by either the Pharmajet Stratis Needle-Free Injection System (624 subjects) or needle and syringe (623 subjects). No deaths or vaccine-related serious adverse events were reported in Study 3. Local (injection-site) adverse reactions and systemic adverse reactions were solicited for 7 days post-vaccination (Table 3).

**Table 3: Proportion of Subjects 18 through 64 Years of Age with Solicited Local Adverse Reactions or Systemic Adverse Reactions within 7 Days after Administration of AFLURIA by Pharmajet Stratis Needle-Free Injection System or Needle and Syringe (Study 3) <sup>a</sup>**

	Percentage <sup>b</sup> of Subjects Reporting a Reaction			
	Subjects 18 through 64 years			
	AFLURIA			
	Pharmajet Stratis Needle-Free Injection System N=540-616 <sup>c</sup>		Needle and Syringe N=599-606 <sup>c</sup>	
	Any	Grade 3	Any	Grade 3
<b>Local Adverse Reactions <sup>d</sup></b>				
Tenderness	89.4	2.1	77.9	1.0
Swelling	64.8	1.7	19.7	0.2
Pain	64.4	0.8	49.3	0.7
Redness	60.1	1.3	19.2	0.3
Itching <sup>f</sup>	28.0	0.0	9.5	0.2

Bruising	17.6	0.2	5.3	0.0
<b>Systemic Adverse Reactions<sup>e</sup></b>				
Myalgia	36.4	0.8	35.5	1.0
Malaise	31.2	0.7	28.4	0.5
Headache	24.7	1.3	22.1	1.3
Chills	7.0	0.2	7.2	0.2
Nausea	6.6	0.2	6.5	0.0
Vomiting	1.3	0.0	1.8	0.2
Fever	0.3	0.0	0.3	0.0

<sup>a</sup> NCT01688921

<sup>b</sup> Proportion of subjects reporting each local adverse reaction or systemic adverse reaction by treatment group based on the number of subjects contributing at least one data value for an individual sign/symptom (individual reaction denominators).

<sup>c</sup> N = number of subjects in the Safety Population for each treatment group. Denominators for the PharmaJet Stratis Needle-Free Injection System group were: N=540 for itching and N=605-616 for all other parameters. Denominators for the needle and syringe group were: N=527 for itching and N=599-606 for all other parameters.

<sup>d</sup> Local adverse reactions: Grade 3 is pain, tenderness or itching that prevents daily activity; Swelling, redness or bruising: any =  $\geq 25$ mm diameter, Grade 3 =  $> 100$ mm diameter.

<sup>e</sup> Systemic adverse reactions: Fever: any =  $\geq 100.4^{\circ}\text{F}$  (Oral), Grade 3 =  $\geq 102.2^{\circ}\text{F}$  (Oral); Grade 3 for all other adverse reactions is that which prevents daily activity.

<sup>f</sup> A total of 155 subjects (approximately randomly distributed between PharmaJet Stratis Needle-Free Injection System and needle and syringe groups) received Diary Cards without itching listed as a solicited symptom.

In adults 18 through 64 years who received AFLURIA administered by PharmaJet Stratis Needle-Free Injection System, commonly reported unsolicited adverse events were headache (4.2%), injection site hematoma (1.8%), injection site erythema (1.1%), myalgia (1.0%) and nausea (1.0%).

### **Children 6 Months Through 59 Months of Age**

Clinical safety data for AFLURIA QUADRIVALENT in infants and young children have been collected in one clinical trial, Study 4 (NCT02914275), a randomized, observer-blind, comparator-controlled trial conducted in the U.S. in 2247 subjects aged 6 through 59 months. Subjects were stratified into one of two age cohorts of 6 through 35 months or 36 through 59 months (41.6% and 58.4% of the study population, respectively). The mean age of the population was 36.6 months, 51.6% were male, and racial groups consisted of 71.0% White, 21.5% Black, 1.1% Asian, 0.7% Native Hawaiian/Pacific Islander, and 0.3% American Indian/Native American; 26.4% of subjects were Hispanic/Latino. The mean ages of subjects 6 through 35 months and 36 through 59 months were 21.7 months and 47.1 months, respectively. Subjects in the safety population (N=2232) received either AFLURIA QUADRIVALENT (N=1673) or a U.S.-licensed comparator quadrivalent influenza vaccine (N=559). Study subjects were scheduled to receive either a single vaccination or two vaccinations 28 days apart based on their previous vaccination history. In this study, AFLURIA QUADRIVALENT and comparator vaccine were administered by needle and syringe (see *Clinical Studies [14.4]*).

Local (injection site) adverse reactions and systemic adverse reactions were solicited for 7 days post-vaccination. Cellulitis-like reactions (defined as concurrent Grade 3 pain, redness, and swelling/lump) at the injection site were monitored for 28 days post-vaccination. Subjects were instructed to report and return to clinic within 24 hours in the event of a cellulitis-like reaction. Unsolicited adverse events were collected for 28 days post-vaccination, and SAEs for 6 months following the last vaccination. All solicited local adverse reactions and systemic adverse reactions following any vaccination (first or second dose) are presented in Table 4.

**Table 4: Proportion of Subjects Per Age Cohort with Any Solicited Local Adverse Reactions or Systemic Adverse Reactions within 7 Days after Administration of AFLURIA QUADRIVALENT or Comparator QIV (Study 4)<sup>a</sup>**

<b>Percentage (%)<sup>b</sup> of Subjects in each Age Cohort Reporting a Reaction</b>
---

	6 through 35 months				36 through 59 months			
	AFLURIA Quadrivalent N=668-669 <sup>c</sup>		Comparator N=226-227 <sup>c</sup>		AFLURIA Quadrivalent N=947-949 <sup>c</sup>		Comparator N=317-318 <sup>c</sup>	
	Any	Gr 3	Any	Gr 3	Any	Gr 3	Any	Gr 3
<b>Local Adverse Reactions <sup>d</sup></b>								
Pain	20.8	0.1	25.6	0.4	35.5	0	31.4	0.6
Redness	20.8	0.6	17.6	1.8	22.4	2.3	20.8	5.3
Swelling/Lump	6.1	0.4	6.2	0.9	10.1	1.7	12.9	2.5
<b>Systemic Adverse Reactions <sup>e</sup></b>								
Irritability	32.9	0.7	28.2	0.4	-	-	-	-
Diarrhea	24.2	0.1	25.6	0.4	12.1	0.1	8.8	0.6
Loss of Appetite	20.0	0.3	19.4	0.4	-	-	-	-
Malaise and Fatigue	-	-	-	-	14.3	0.5	13.2	0.3
Myalgia	-	-	-	-	9.9	0.1	9.4	0
Nausea and/or vomiting	9.4	0.7	11.0	0	9.2	0.4	6.6	0.3
Headache	-	-	-	-	6.2	0.4	5.0	0
Fever <sup>f</sup>	7.2	2.5	11.9	2.6	4.8	1.2	6.0	0.9

Abbreviations: Gr 3, Grade 3 (severe); Comparator, Comparator quadrivalent influenza vaccine [Fluzone<sup>®</sup> Quadrivalent (Sanofi Pasteur)]

<sup>a</sup> NCT02914275

<sup>b</sup> Percent (%) is derived from the number of subjects that reported the reaction divided by the number of subjects in the Solicited Safety Population with non-missing data for each age cohort, treatment group, and each solicited parameter.

<sup>c</sup> N = number of subjects in the Solicited Safety Population (subjects who were vaccinated and provided any solicited safety data) for each study vaccine group.

<sup>d</sup> Local adverse reactions: Grade 3 pain is that which prevents daily activity (36 through 59 month subjects); or cried when limb was moved or spontaneously painful (6 through 35 month subjects); Swelling/Lump and redness: any =  $\geq$  0mm diameter, Grade 3 =  $\geq$  30mm diameter.

<sup>e</sup> Systemic adverse reactions: Fever: any =  $\geq$  99.5°F (Axillary), Grade 3 =  $\geq$  101.3°F (Axillary); Grade 3 for all other adverse reactions is that which prevents daily activity; Irritability, Loss of Appetite, Malaise and Fatigue, Myalgia and Headache are age specific systemic adverse reactions, where “-” denotes reaction was not applicable to that age cohort.

<sup>f</sup> Prophylactic antipyretics (acetaminophen or ibuprophen-containing medications) were not permitted. Antipyretics used to treat fever were permitted and rates of use were as follows: 6 through 35 months (Afluria QIV 5.9%, Comparator QIV 9.0%); 36 through 59 months (Afluria QIV 3.7%, Comparator QIV 2.5%).

In subjects 6 through 35 months of age, all solicited local adverse reactions and systemic adverse reactions were reported at lower frequencies after the second vaccination than after the first vaccination with AFLURIA QUADRIVALENT.

In subjects 36 through 59 months of age, all solicited local adverse reactions and systemic adverse reactions were reported at lower frequencies after the second vaccination than after the first vaccination with AFLURIA QUADRIVALENT.

The most commonly reported unsolicited adverse events in the 28 days following the first or second dose of AFLURIA QUADRIVALENT in subjects 6 through 35 months of age were rhinorrhea (11.2%), cough (10.4%), pyrexia (6.3%), upper respiratory tract infection (4.8%), diarrhea (3.7%), otitis media (2.4%), vomiting (2.4%), nasal congestion (2.4%), nasopharyngitis (1.9%), irritability (1.7%), ear infection (1.6%), croup infectious (1.4%), teething (1.3%), rash (1.2%), influenza like illness (1.0%) and fatigue (1.0%), and were similar to comparator.

The most commonly reported unsolicited adverse events in the 28 days following the first or second dose of AFLURIA QUADRIVALENT in subjects 36 through 59 months of age were cough (7.7%), rhinorrhea (4.9%), pyrexia (3.7%), upper respiratory tract infection (2.5%), vomiting (2.1%), nasal congestion (1.6%), nasopharyngitis (1.7%), oropharyngeal pain (1.2%), diarrhea (1.1%) and fatigue (1.1%), and were similar to the comparator.

No deaths were reported in Study 4. In the 180 days following vaccinations, AFLURIA QUADRIVALENT and comparator vaccine recipients experienced similar rates of serious adverse events (SAEs), none of which were related to study vaccines. No vaccine-

related febrile seizures occurred in Study 4. Unrelated SAEs of febrile seizures occurred in two AFLURIA QUADRIVALENT recipients (6 through 35 months age group) at 43 and 104 days post-vaccinations.

### Children 5 Years Through 17 Years of Age

Clinical safety data for AFLURIA QUADRIVALENT in older children and adolescents have been collected in one clinical trial, Study 5 (NCT02545543), a randomized, observer-blinded, comparator-controlled trial conducted in the U.S. in 2278 subjects aged 5 through 17 years. Subjects were stratified into one of two age cohorts of 5 through 8 years or 9 through 17 years (51.2% and 48.8% of the study population, respectively). The mean age of the population was 9.5 years, 52.1% were male, and racial groups consisted of 73.3% White, 20.7% Black, 0.8% Asian, 0.3% American Indian/Native American, and 0.7% Native Hawaiian/Pacific Islander; 23.8% of subjects were Hispanic/Latino. The mean ages of subjects 5 through 8 years and 9 through 17 years were 6.7 years and 12.5 years, respectively. Subjects in the safety population (N=2252) received either AFLURIA QUADRIVALENT (N=1692) or a U.S.-licensed comparator quadrivalent influenza vaccine (N=560). Study subjects were scheduled to receive either a single vaccination or two vaccinations 28 days apart based on their previous vaccination history. In this study, AFLURIA QUADRIVALENT and comparator vaccine were administered by needle and syringe (see *Clinical Studies [14.5]*).

Local (injection site) adverse reactions and systemic adverse reactions were solicited for 7 days post-vaccination. Cellulitis-like reactions (defined as concurrent Grade 3 pain, redness, and swelling/lump) at the injection site were monitored for 28 days post-vaccination. Subjects were instructed to report and return to clinic within 24 hours in the event of a cellulitis-like reaction. Unsolicited adverse events were collected for 28 days post-vaccination. All solicited local adverse reactions and systemic adverse reactions following any vaccination (first or second dose) are presented in Table 5.

**Table 5: Proportion of Subjects Per Age Cohort with Any Solicited Local Adverse Reactions or Systemic Adverse Reactions within 7 Days after Administration of AFLURIA QUADRIVALENT or Comparator (Study 5) <sup>a</sup>**

	Percentage (%) <sup>b</sup> of Subjects in each Age Cohort Reporting a Reaction							
	Subjects 5 through 8 years				Subjects 9 through 17 years			
	AFLURIA Quadrivalent N=828-829 <sup>c</sup>		Comparator N=273-274 <sup>c</sup>		AFLURIA Quadrivalent N=790-792 <sup>c</sup>		Comparator N=261 <sup>c</sup>	
	Any	Gr 3	Any	Gr 3	Any	Gr 3	Any	Gr 3
<b>Local Adverse Reactions <sup>d</sup></b>								
Pain	51.3	0.8	49.6	0.7	51.5	0.3	45.2	0.4
Redness	19.4	3.5	18.6	1.8	14.8	1.9	16.1	1.9
Swelling/Lump	15.3	3.4	12.4	2.2	12.2	2.0	10.7	1.9
<b>Systemic Adverse Reactions <sup>e</sup></b>								
Headache	12.3	0.1	10.6	0.4	18.8	0.4	14.6	0.4
Myalgia	9.8	0.1	11.3	0.4	16.7	0.3	11.1	0.4
Malaise and Fatigue	8.8	0.4	5.8	0	10.0	0.4	7.7	0
Nausea	7.1	0.1	8.4	0	7.7	0	8.0	0
Diarrhea	5.2	0	3.6	0	5.4	0	4.2	0
Fever	4.5	1.2	3.6	0.7	2.1	0.5	0.8	0
Vomiting	2.4	0.2	4.4	0	1.8	0	2.3	0

Abbreviations: Gr 3, Grade 3 (severe); Comparator, Comparator quadrivalent influenza vaccine [Fluarix<sup>®</sup> Quadrivalent (GlaxoSmithKline Biologicals)]

<sup>a</sup> NCT02545543

<sup>b</sup> Percent (%) is derived from the number of subjects that reported the reaction divided by the number of subjects in the Solicited Safety Population with non-missing data for each age cohort, treatment group, and each solicited parameter.

<sup>c</sup> N = number of subjects in the Solicited Safety Population (subjects who were vaccinated and provided any solicited safety data) for each study vaccine group.

<sup>d</sup> Local adverse reactions: Grade 3 pain is that which prevents daily activity; swelling/lump and

redness: any = > 0mm diameter, Grade 3 = > 30mm diameter.

<sup>e</sup> Systemic adverse reactions: Fever: any =  $\geq 100.4^{\circ}\text{F}$  (Oral), Grade 3 =  $\geq 102.2^{\circ}\text{F}$  (Oral); Grade 3 for all other adverse reactions is that which prevents daily activity or requires significant medical intervention.

In subjects 5 through 8 years of age, all solicited local adverse reactions and systemic adverse reactions were reported at lower frequencies after the second vaccination than after the first vaccination with AFLURIA QUADRIVALENT with the exception of vomiting (which occurred at the same rate of 2.2% after each vaccination).

One subject, 8 years of age, experienced a cellulitis-like reaction at the injection site after vaccination with AFLURIA QUADRIVALENT.

The most commonly reported unsolicited adverse events in the 28 days following the first or second dose of AFLURIA QUADRIVALENT in subjects 5 through 8 years of age were cough (2.4%), pyrexia (1.8%), rhinorrhea (1.2%), and headache (1.0%), and were similar to the comparator.

For subjects ages 9 through 17 years who received AFLURIA QUADRIVALENT, the most commonly reported unsolicited adverse events in the 28 days following vaccination were oropharyngeal pain (1.6%), cough (1.3%), and upper respiratory tract infection (1.0%), and were similar to the comparator.

No deaths were reported in Study 5. In the 180 days following vaccinations, AFLURIA QUADRIVALENT and comparator vaccine recipients experienced similar rates of serious adverse events (SAEs). None of the SAEs appeared related to the study vaccines except for one case of influenza B infection (considered a vaccine failure) in an AFLURIA QUADRIVALENT recipient.

## **6.2 Postmarketing Experience**

The following adverse reactions have been identified during post-approval use of AFLURIA or AFLURIA QUADRIVALENT. Because post-marketing reporting of adverse events is voluntary and from a population of uncertain size, it is not always possible to reliably estimate their frequency or establish a causal relationship to vaccine exposure. The adverse reactions have been included in this section based on strength of evidence for a causal relationship to AFLURIA or AFLURIA QUADRIVALENT, seriousness or frequency of reporting.

### **Blood and lymphatic system disorders**

Thrombocytopenia

### **Immune system disorders**

Allergic or immediate hypersensitivity reactions including anaphylactic shock and serum sickness

### **Nervous system disorders**

Neuralgia, paresthesia, convulsions (including febrile seizures), dizziness, encephalomyelitis, encephalopathy, neuritis or neuropathy, transverse myelitis, GBS, syncope and presyncope

### **Vascular disorders**

Vasculitis which may be associated with renal involvement

### **Musculoskeletal and Connective Tissue Disorders**

Musculoskeletal pain and pain in the extremity

### **Skin and subcutaneous tissue disorders**

Pruritus, urticaria, and rash

### **General disorders and administration site conditions**

Cellulitis and large injection site swelling

Influenza-like illness, injected limb mobility decreased, pyrexia, injection site erythema and injection site reaction

## Febrile Seizures

### *Postmarketing Observational Study of the Risk of Febrile Seizure following Vaccination with trivalent/quadrivalent influenza vaccines*

The association between influenza vaccine and febrile seizures was evaluated in children ages 6 months through 4 years during the 2023-2024<sup>2</sup> and 2024-2025 respiratory seasons using three commercial health insurance claims data sources.

A self-controlled case series (SCCS) analyses compared the risk of febrile seizures within a risk window of 0 to 1 day postvaccination to a control window of 8 to 63 days postvaccination. The 2023-2024 and 2024-2025 SCCS analyses found significantly increased risks of febrile seizures in the first day following influenza standard dose quadrivalent and trivalent vaccinations, respectively. The estimated attributable risk from one data partner was 21.2 per million excess febrile seizure episodes or a 97% increase in relative risk (IRR: 1.97 [95% CI: 1.09, 3.54]) after the standard dose quadrivalent vaccine and a 44.2 per million excess febrile seizure episodes or a 194% increase in relative risk (IRR: 2.94 [95% CI: 1.72, 5.01]) following the standard dose trivalent vaccine. The results of this type of observational study suggest a causal relationship between standard dose influenza quadrivalent and trivalent vaccines and febrile seizures in children 6 months through 4 years of age.

## **8 USE IN SPECIFIC POPULATIONS**

### **8.1 Pregnancy**

#### Risk summary

All pregnancies have a risk of birth defect, loss, or other adverse outcomes. In the U.S. general population, the estimated background risk of major birth defects and miscarriage in clinically recognized pregnancies is 2% to 4% and 15% to 20%, respectively. Data collected prospectively in a Pregnancy Exposure Registry from individuals vaccinated with AFLURIA QUADRIVALENT revealed no evidence of vaccine-associated increase in the risk of major birth defects or miscarriages (*see Data*). Data for AFLURIA QUADRIVALENT are relevant to AFLURIA because both vaccines are manufactured using the same process and have overlapping compositions.

A developmental toxicity study of AFLURIA has been performed in female rats administered a single human dose [0.5 mL (divided)] of AFLURIA prior to mating and during gestation. This study revealed no evidence of harm to the fetus due to AFLURIA (*see Data*).

#### Clinical Considerations

##### *Disease-associated Maternal and/or Embryo-Fetal Risk*

Pregnant women are at increased risk for severe illness due to influenza compared to non-pregnant women. Pregnant women with influenza may be at increased risk for adverse pregnancy outcomes, including preterm labor and delivery.

#### Data

##### *Human Data*

Data from a Pregnancy Exposure Registry in the U.S. were prospectively collected from individuals vaccinated with AFLURIA QUADRIVALENT during 4 Northern Hemisphere influenza seasons (2017-18 through 2020-21). Of 483 individuals with known pregnancy outcomes 171, 201, and 111 were vaccinated during their 1<sup>st</sup>, 2<sup>nd</sup>, and 3<sup>rd</sup> trimester, respectively. Of 483 pregnancies, 477 resulted in live births, with 485 infants born. There were two stillbirths, neither associated with major birth defects, one each in individuals vaccinated in the first and second trimester. Among the 160 individuals enrolled in the study before 20 weeks gestation, there were four spontaneous abortions (2.5%). Among 171 individuals vaccinated in the 1<sup>st</sup> trimester, major birth defects were reported in two of 171 live born infants (1.2%). Among 201 individuals vaccinated in the 2<sup>nd</sup> trimester, major birth defects were reported in two of 203 live born infants (1.0%). The data generated from the pregnancy registry demonstrated rates of miscarriage and

major birth defects that are consistent with estimated background rates.

#### *Animal Data*

In a developmental toxicity study, female rats were administered a single human dose [0.5 mL (divided)] of AFLURIA by intramuscular injection 21 days and 7 days prior to mating, and on gestation day 6. Some rats were administered an additional dose on gestation day 20. No vaccine-related fetal malformations or variations and no adverse effects on pre-weaning development were observed in the study.

## **8.2 Lactation**

### Risk Summary

It is not known whether AFLURIA is excreted in human milk. Data are not available to assess the effects of AFLURIA on the breastfed infant or on milk production/excretion.

The developmental and health benefits of breastfeeding should be considered along with the mother's clinical need for AFLURIA and any potential adverse effects on the breastfed child from AFLURIA or from the underlying maternal condition. For preventive vaccines, the underlying maternal condition is susceptibility to disease prevented by the vaccine.

## **8.4 Pediatric Use**

The safety and effectiveness of AFLURIA in persons less than 6 months of age have not been established.

The PharmaJet Stratis Needle-Free Injection System is not approved as a method of administering AFLURIA to children and adolescents less than 18 years of age due to lack of adequate data supporting safety and effectiveness in this population.

## **8.5 Geriatric Use**

In clinical studies, AFLURIA and AFLURIA QUADRIVALENT have been administered to, and safety information collected for, 870 and 867 subjects 65 years and older, respectively (*see Clinical Trials Experience [6.1]*). Among the 870 subjects 65 years and older who received AFLURIA, 539 were 65 through 74 years of age and 331 were 75 years of age and older. Among the 867 subjects who received AFLURIA QUADRIVALENT, 539 were 65 through 74 years of age and 328 were 75 years of age and older. After administration of AFLURIA and AFLURIA QUADRIVALENT, hemagglutination-inhibiting antibody responses in persons 65 years of age and older were lower than in younger adult subjects (*see Clinical Studies [14.2]*).

The PharmaJet Stratis Needle-Free Injection System is not approved as a method of administering AFLURIA to adults 65 years of age and older due to lack of adequate data supporting safety and effectiveness in this population.

## **11 DESCRIPTION**

AFLURIA, Influenza Vaccine, is a sterile, clear, colorless to slightly opalescent injectable suspension for intramuscular use with some sediment that resuspends upon shaking to form a homogeneous suspension. AFLURIA is prepared from influenza viruses propagated in the allantoic fluid of embryonated chicken eggs. Following harvest, the viruses are purified in a sucrose density gradient using continuous flow zonal centrifugation. The purified viruses are inactivated with beta-propiolactone, and the virus particles are disrupted using sodium taurodeoxycholate to produce "split virions". The disrupted viruses are further purified and suspended in a phosphate buffered isotonic solution.

AFLURIA is standardized according to USPHS requirements for the 2025-2026 influenza season and is formulated to contain 45 mcg hemagglutinin (HA) per 0.5 mL dose in the recommended ratio of 15 mcg HA for each of the three influenza strains recommended for the 2025-2026 Northern Hemisphere influenza season:

A/Victoria/4897/2022 IVR-238 (an A/Victoria/4897/2022 (H1N1)pdm09-like virus);

A/Croatia/10136RV/2023 X-425A (an A/Croatia/10136RV/2023 (H3N2)-like virus); and B/Austria/1359417/2021 BVR-26 (a B/Austria/1359417/2021-like virus). A 0.25 mL dose contains 7.5 mcg HA of each of the same influenza strains.

Thimerosal, a mercury derivative, is not used in the manufacturing process for the single dose presentation. This presentation does not contain preservative. The multi-dose presentation contains thimerosal added as a preservative; each 0.5 mL dose contains 24.5 mcg of mercury and each 0.25 mL dose contains 12.25 mcg of mercury.

A single 0.5 mL dose of AFLURIA contains sodium chloride (4.1 mg), monobasic sodium phosphate (80 mcg), dibasic sodium phosphate (300 mcg), monobasic potassium phosphate (20 mcg), potassium chloride (20 mcg), and calcium chloride (0.5 mcg). From the manufacturing process, each 0.5 mL dose may also contain residual amounts of sodium taurodeoxycholate ( $\leq 10$  ppm), ovalbumin ( $< 1$  mcg), sucrose ( $< 10$  mcg), neomycin sulfate ( $\leq 61.5$  nanograms [ng]), polymyxin B ( $\leq 10.5$  ng), beta-propiolactone ( $< 2.3$  ng) and hydrocortisone ( $\leq 0.56$  ng). A single 0.25 mL dose of AFLURIA contains half of these quantities.

The rubber tip cap and plunger used for the preservative-free, single-dose syringes and the rubber stoppers used for the multi-dose vial are not made with natural rubber latex.

## **12 CLINICAL PHARMACOLOGY**

### **12.1 Mechanism of Action**

Specific levels of hemagglutination inhibition (HI) antibody titers post-vaccination with inactivated influenza vaccine have not been correlated with protection from influenza virus. In some human studies, antibody titers of 1:40 or greater have been associated with protection from influenza illness in up to 50% of subjects.<sup>3,4</sup>

Antibody against one influenza virus type or subtype confers limited or no protection against another. Furthermore, antibody to one antigenic variant of influenza virus might not protect against a new antigenic variant of the same type or subtype. Frequent development of antigenic variants through antigenic drift is the virologic basis for seasonal epidemics and the reason for the usual change to one or more new strains in each year's influenza vaccine.

## **13 NONCLINICAL TOXICOLOGY**

### **13.1 Carcinogenesis, Mutagenesis, Impairment of Fertility**

AFLURIA has not been evaluated for carcinogenic or mutagenic potential, or male infertility in animals.

## **14 CLINICAL STUDIES**

### **14.1 Efficacy Against Laboratory-Confirmed Influenza**

The efficacy of AFLURIA was demonstrated in Study 2, a randomized, observer-blind, placebo-controlled study conducted in 15,044 subjects. Healthy subjects 18 through 64 years of age were randomized in a 2:1 ratio to receive a single dose of AFLURIA (enrolled subjects: 10,033; evaluable subjects: 9,889) or placebo (enrolled subjects: 5,011; evaluable subjects: 4,960). The mean age of all randomized subjects was 35.5 years. 54.4% were female and 90.2% were White. Laboratory-confirmed influenza was assessed by active and passive surveillance of influenza-like illness (ILI) beginning 2 weeks post-vaccination until the end of the influenza season, approximately 6 months post-vaccination. ILI was defined as at least one respiratory symptom (e.g., cough, sore throat, nasal congestion) and at least one systemic symptom (e.g., oral temperature of 100.0°F or higher, feverishness, chills, body aches). Nasal and throat swabs were collected from subjects who presented with an ILI for laboratory confirmation by viral culture and real-time reverse transcription polymerase chain reaction. Influenza virus strain was further characterized using gene sequencing and pyrosequencing.

Attack rates and vaccine efficacy, defined as the relative reduction in the influenza infection rate for AFLURIA compared to placebo, were calculated using the Per Protocol Population. Vaccine efficacy against laboratory-confirmed influenza infection due to influenza A or B virus strains contained in the vaccine was 60% with a lower limit of the 95% CI of 41% (Table 6).

**Table 6: AFLURIA : Laboratory-Confirmed Influenza Infection Rate and Vaccine Efficacy in Adults 18 through 64 Years of Age (Study 2) <sup>a</sup>**

	Subjects <sup>b</sup>	Laboratory-Confirmed Influenza Cases	Influenza Infection Rate	Vaccine Efficacy <sup>c</sup>	
	N	N	n/N %	%	Lower Limit of the 95% CI
<b>Vaccine-matched Strains</b>					
AFLURIA	9889	58	0.59	60	41
Placebo	4960	73	1.47		
<b>Any Influenza Virus Strain</b>					
AFLURIA	9889	222	2.24	42	28
Placebo	4960	192	3.87		

Abbreviations: CI, confidence interval.

<sup>a</sup> NCT00562484

<sup>b</sup> The Per Protocol Population was identical to the Evaluable Population in this study.

<sup>c</sup> Vaccine efficacy = 1 minus the ratio of AFLURIA /placebo infection rates. The objective of the study was to demonstrate that the lower limit of the CI for vaccine efficacy was greater than 40%.

#### **14.2 Immunogenicity in Adults and Older Adults Administered AFLURIA or AFLURIA QUADRIVALENT by Needle and Syringe**

Study 1 was a randomized, double-blind, active-controlled trial conducted in the U.S. in adults aged 18 years of age and older. Subjects received one dose of either AFLURIA QUADRIVALENT (N=1691) or one of two formulations of AFLURIA (TIV-1 N=854 or TIV-2 N=850) each containing an influenza type B virus that corresponded to one of the two B viruses in AFLURIA QUADRIVALENT (a type B virus of the Yamagata lineage or a type B virus of the Victoria lineage, respectively). Data for AFLURIA QUADRIVALENT are relevant to AFLURIA because both vaccines are manufactured using the same process and have overlapping compositions.

Post-vaccination immunogenicity was evaluated on sera obtained 21 days after administration of a single dose of AFLURIA QUADRIVALENT or AFLURIA. The co-primary endpoints were HI Geometric Mean Titer (GMT) ratios (adjusted for baseline HI titers) and the difference in seroconversion rates for each vaccine strain, 21 days after vaccination. Pre-specified non-inferiority criteria required that the upper bound of the 2-sided 95% CI of the GMT ratio (AFLURIA/AFLURIA QUADRIVALENT) did not exceed 1.5 and the upper bound of the 2-sided 95% CI of the seroconversion rate difference (AFLURIA minus AFLURIA QUADRIVALENT) did not exceed 10.0% for each strain.

Serum HI antibody responses to AFLURIA QUADRIVALENT were non-inferior to both AFLURIA formulations for all influenza strains for subjects 18 years of age and older. Additionally, non-inferiority was demonstrated for both endpoints in both age sub-groups, adults aged 18 through 64 years and 65 years and older, for all strains (Table 7). Superiority of the immune response to each of the influenza B strains contained in AFLURIA QUADRIVALENT was shown relative to the antibody response after vaccination with both AFLURIA formulations not containing that B lineage strain for subjects 18 years of age and older. Superiority against the alternate B strain was also demonstrated for each of the influenza B strains in both age sub-groups; 18 through 64 years and 65 years and older. Post-hoc analyses of immunogenicity endpoints by gender did not demonstrate meaningful differences between males and females. The study population was not sufficiently diverse to assess differences between races or ethnicities.

**Table 7: Post-Vaccination HI Antibody GMTs, Seroconversion Rates, and Analyses of Non-**

## Inferiority of AFLURIA QUADRIVALENT Relative to AFLURIA by Age Cohort (Study 1) <sup>a</sup>

Strain	Post-vaccination GMT		GMT Ratio <sup>b</sup>	Seroconversion % <sup>c</sup>		Difference	Met both pre-defined non-inferiority criteria? <sup>d</sup>
	AFLURIA Quadrivalent	Pooled AFLURIA or AFLURIA (TIV-1 B Yamagata) or AFLURIA (TIV-2 B Victoria)	Pooled AFLURIA or AFLURIA TIV-1 or AFLURIA TIV-2 over AFLURIA Quadrivalent (95% CI)	AFLURIA Quadrivalent N=1691	Pooled AFLURIA or AFLURIA (TIV-1 B Yamagata) or AFLURIA (TIV-2 B Victoria)	Pooled AFLURIA or AFLURIA TIV-1 or AFLURIA TIV-2 minus AFLURIA Quadrivalent (95% CI)	
<b>18 through 64 years</b>	<b>AFLURIA Quadrivalent N=835, Pooled AFLURIA N=845, AFLURIA (TIV-1) N=424, AFLURIA (TIV-2) N=421</b>						
A(H1N1)	432.7	402.8	0.93 <sup>e</sup> (0.85, 1.02)	51.3	49.1	-2.1 <sup>h</sup> (-6.9, 2.7)	Yes
A(H3N2)	569.1	515.1	0.91 <sup>e</sup> (0.83, 0.99)	56.3	51.7	-4.6 <sup>h</sup> (-9.4, 0.2)	Yes
B/Massachusetts/2/2012 (B Yamagata)	92.3	79.3	0.86 <sup>f</sup> (0.76, 0.97)	45.7	41.3	-4.5 <sup>i</sup> (-10.3, 1.4)	Yes
B/Brisbane/60/2008 (B Victoria)	110.7	95.2	0.86 <sup>g</sup> (0.76, 0.98)	57.6	53.0	-4.6 <sup>j</sup> (-10.5, 1.2)	Yes
<b>≥ 65 years</b>	<b>AFLURIA Quadrivalent N=856, Pooled AFLURIA N=859, AFLURIA (TIV-1) N=430, AFLURIA (TIV-2) N=429</b>						
A(H1N1)	211.4	199.8	0.95 <sup>e</sup> (0.88, 1.02)	26.6	26.4	-0.2 <sup>h</sup> (-5.0, 4.5)	Yes
A(H3N2)	419.5	400.0	0.95 <sup>e</sup> (0.89, 1.02)	25.9	27.0	1.1 <sup>h</sup> (-3.7, 5.8)	Yes
B/Massachusetts/2/2012 (B Yamagata)	43.3	39.1	0.90 <sup>f</sup> (0.84, 0.97)	16.6	14.4	-2.2 <sup>i</sup> (-8.0, 3.6)	Yes
B/Brisbane/60/2008 (B Victoria)	66.1	68.4	1.03 <sup>g</sup> (0.94, 1.14)	23.5	24.7	1.2 <sup>j</sup> (-4.6, 7.0)	Yes

Abbreviations: CI, confidence interval; GMT, geometric mean titer.

<sup>a</sup> NCT02214225

<sup>b</sup> GMT ratio was computed after fitting a multi-variable model on the post-vaccination titers including sex, vaccination history, pre-vaccination HI titers and other factors.

<sup>c</sup> Seroconversion rate is defined as a 4-fold increase in post-vaccination HI antibody titer from pre-vaccination titer  $\geq 1:10$  or an increase in titer from  $< 1:10$  to  $\geq 1:40$ .

<sup>d</sup> Non-inferiority (NI) criterion for the GMT ratio: upper bound of 2-sided 95% CI on the GMT ratio of Pooled AFLURIA or AFLURIA (TIV-1 B Yamagata) or AFLURIA (TIV-2 B Victoria)/AFLURIA Quadrivalent should not exceed 1.5. NI criterion for the SCR difference: upper bound of 2-sided 95% CI on the difference between SCR Pooled AFLURIA or AFLURIA (TIV-1 B Yamagata) or AFLURIA (TIV-2 B Victoria) minus AFLURIA Quadrivalent should not exceed 10%.

<sup>e</sup> Pooled AFLURIA /AFLURIA Quadrivalent

<sup>f</sup> AFLURIA (TIV-1 B Yamagata)/AFLURIA Quadrivalent

<sup>g</sup> AFLURIA (TIV-2 B Victoria)/AFLURIA Quadrivalent

<sup>h</sup> Pooled AFLURIA - AFLURIA Quadrivalent

<sup>i</sup> AFLURIA (TIV-1 B Yamagata) - AFLURIA Quadrivalent

<sup>j</sup> AFLURIA (TIV-2 B Victoria) - AFLURIA Quadrivalent

### 14.3 Immunogenicity in Adults Administered AFLURIA by Pharmajet Stratis Needle-Free Injection System

Study 3 was a randomized, comparator-controlled, non-inferiority study that enrolled 1,250 subjects 18 through 64 years of age. This study compared the immune response following administration of AFLURIA when delivered intramuscularly using either the Pharmajet Stratis Needle-Free Injection System or needle and syringe. Immunogenicity

assessments were performed prior to vaccination and at 28 days after vaccination in the immunogenicity population (1130 subjects, 562 Pharmajet Stratis Needle-Free Injection System group, 568 needle and syringe group). The co-primary endpoints were HI GMT ratios for each vaccine strain and the absolute difference in seroconversion rates for each vaccine strain 28 days after vaccination. As shown in Table 8, non-inferiority of administration of AFLURIA by the Pharmajet Stratis Needle-Free Injection System compared to administration of AFLURIA by needle and syringe was demonstrated in the immunogenicity population for all strains. Post-hoc analyses of immunogenicity by age showed that younger subjects (18 through 49 years) elicited higher immunological responses than older subjects (50 through 64 years). Post-hoc analyses of immunogenicity according to sex and body mass index did not reveal significant influences of these variables on immune responses. The study population was not sufficiently diverse to assess immunogenicity by race or ethnicity.

**Table 8: Baseline and Post-Vaccination HI Antibody GMTs, Seroconversion Rates, and Analyses of Non-Inferiority of AFLURIA Administered by Pharmajet Stratis Needle-Free Injection System or Needle and Syringe, Adults 18 through 64 Years of Age (Study 3) <sup>a</sup>**

Strain	Baseline GMT		Post-vaccination GMT		GMT Ratio <sup>b</sup>	Seroconversion % <sup>c</sup>		Difference	Met both pre-defined non-inferiority criteria? <sup>d</sup>
	Needle and Syringe N=568	Pharmajet Stratis Needle-Free Injection System N=562	Needle and Syringe N=568	Pharmajet Stratis Needle-Free Injection System N=562	Needle and Syringe over Pharmajet Stratis Needle-Free Injection System (95% CI)	Needle and Syringe N=568	Pharmajet Stratis Needle-Free Injection System N=562	Needle and Syringe minus Pharmajet Stratis Needle-Free Injection System (95% CI)	
A(H1N1)	79.5	83.7	280.6	282.9	0.99 (0.88, 1.12)	38.4	37.5	0.8 (-4.8, 6.5)	Yes
A(H3N2)	75.4	68.1	265.9	247.3	1.08 (0.96, 1.21)	45.1	43.8	1.3 (-4.5, 7.1)	Yes
B	12.6	13.5	39.7	42.5	0.94 (0.83, 1.06)	35.2	34.9	0.3 (-5.2, 5.9)	Yes

Abbreviations: CI, confidence interval; GMT, geometric mean titer.

<sup>a</sup> NCT01688921

<sup>b</sup> GMT ratio is defined as post-vaccination GMT for Needle and Syringe/Pharmajet Stratis Needle-Free Injection System.

<sup>c</sup> Seroconversion rate is defined as a 4-fold increase in post-vaccination HI antibody titer from pre-vaccination titer  $\geq 1:10$  or an increase in titer from  $< 1:10$  to  $\geq 1:40$ .

<sup>d</sup> Non-inferiority (NI) criterion for the GMT ratio: upper bound of 2-sided 95% CI on the GMT ratio of Needle and Syringe/Pharmajet Stratis Needle-Free Injection System should not exceed 1.5. NI criterion for the seroconversion rate (SCR) difference: upper bound of 2-sided 95% CI on the difference between SCR Needle and Syringe - SCR Pharmajet Stratis Needle-Free Injection System should not exceed 10%.

#### 14.4 Immunogenicity in Children 6 Months through 59 Months Administered AFLURIA QUADRIVALENT by Needle and Syringe

Study 4 was a randomized, observer-blind, comparator-controlled trial conducted in the U.S. in children 6 months through 59 months of age. A total of 2247 subjects were randomized 3:1 to receive AFLURIA QUADRIVALENT (N=1684) or a U.S.-licensed comparator quadrivalent influenza vaccine (N=563). Children 6 months through 35 months received one or two 0.25 mL doses and children 36 months through 59 months received one or two 0.5 mL doses. Subjects were eligible to receive a second dose at least 28 days after the first dose depending on their influenza vaccination history, consistent with the 2016-2017 recommendations of the Advisory Committee on Immunization Practices (ACIP) for Prevention and Control of Seasonal Influenza with Vaccines. Approximately 40% of subjects in each treatment group received two vaccine doses. Data for AFLURIA QUADRIVALENT are relevant to AFLURIA because both vaccines are manufactured using the same process and have overlapping compositions.

Baseline serology for HI assessment was collected prior to vaccination. Postvaccination immunogenicity was evaluated by HI assay on sera obtained 28 days after the last vaccination dose.

The primary objective was to demonstrate that vaccination with AFLURIA QUADRIVALENT elicits an immune response that is not inferior to that of a comparator vaccine containing the same recommended virus strains. The Per Protocol Population (AFLURIA QUADRIVALENT n=1456, Comparator QIV n=484) was used for the primary endpoint analyses. The co-primary endpoints were HI Geometric Mean Titer (GMT) ratios (adjusted for baseline HI titers and other covariates) and seroconversion rates for each vaccine strain, 28 days after the last vaccination. Pre-specified non-inferiority criteria required that the upper bound of the 2-sided 95% CI of the GMT ratio (Comparator QIV/AFLURIA QUADRIVALENT) did not exceed 1.5 and the upper bound of the 2-sided 95% CI of the seroconversion rate difference (Comparator QIV minus AFLURIA QUADRIVALENT) did not exceed 10.0% for each strain. Serum HI antibody responses to AFLURIA QUADRIVALENT were non-inferior for both GMT ratio and seroconversion rates relative to the comparator vaccine for all influenza strains (Table 9). Analyses of immunogenicity endpoints by gender did not demonstrate meaningful differences between males and females. The study population was not sufficiently diverse to assess differences among races or ethnicities.

**Table 9: Post-Vaccination HI Antibody GMTs, SCRs, and Analyses of Non-Inferiority of AFLURIA QUADRIVALENT Relative to a U.S.-Licensed Comparator Quadrivalent Influenza Vaccine for each Strain 28 Days after Last Vaccination Among a Pediatric Population 6 through 59 Months of Age (Per Protocol Population) (Study 4) <sup>a,b</sup>**

Strain	Post-vaccination GMT		GMT Ratio <sup>c</sup>	Seroconversion % <sup>d</sup>		SCR Difference <sup>e</sup>	Met both pre-defined non-inferiority criteria? <sup>f</sup>
	AFLURIA Quadrivalent N=1456	Comparator N=484	Comparator over AFLURIA Quadrivalent (95% CI)	AFLURIA Quadrivalent N=1456 (95% CI)	Comparator N=484 (95% CI)	Comparator minus AFLURIA Quadrivalent (95% CI)	
A(H1N1)	353.5 (n=1455 <sup>g</sup> )	281.0 (n=484)	0.79 (0.72, 0.88)	79.1 (76.9, 81.1) (n=1456)	68.8 (64.5, 72.9) (n=484)	-10.3 (-15.4, -5.1)	Yes
A(H3N2)	393.0 (n=1454 <sup>g,i</sup> )	500.5 (n=484)	1.27 (1.15, 1.42)	82.3 (80.2, 84.2) (n=1455 <sup>i</sup> )	84.9 (81.4, 88.0) (n=484)	2.6 (-2.5, 7.8)	Yes
B/Phuket/3073/2013 (B Yamagata)	23.7 (n=1455 <sup>g</sup> )	26.5 (n=484)	1.12 (1.01, 1.24)	38.9 (36.4, 41.4) (n=1456)	41.9 (37.5, 46.5) (n=484)	3.1 (-2.1, 8.2)	Yes
B/Brisbane/60/2008 (B Victoria)	54.6 (n=1455 <sup>g</sup> )	52.9 (n=483 <sup>h</sup> )	0.97 (0.86, 1.09)	60.2 (57.6, 62.7) (n=1456)	61.1 (56.6, 65.4) (n=483 <sup>h</sup> )	0.9 (-4.2, 6.1)	Yes

Abbreviations: CI, confidence interval; Comparator, Comparator quadrivalent influenza vaccine (Fluzone Quadrivalent [Sanofi Aventis]); GMT (adjusted), geometric mean titer; SCR, seroconversion rate.

<sup>a</sup> NCT02914275

<sup>b</sup> The Per-Protocol Population comprised all subjects (6 through 35 months of age receiving one or two 0.25 mL doses and 36 through 59 months of age receiving one or two 0.5 mL doses) in the Evaluable Population who did not have any protocol deviations that were medically assessed as potentially impacting on immunogenicity results.

<sup>c</sup> GMT Ratio = Comparator / AFLURIA QUADRIVALENT. Adjusted analysis model: Log-transformed Post-Vaccination HI Titer=Vaccine + Age Cohort [6 through 35 months or 36 through 59 months] + Gender + Vaccination History [y/n] + Log-transformed Pre-Vaccination HI Titer + Site + Number of Doses (1 vs 2) + Age Cohort\*Vaccine. The Age Cohort\*Vaccine interaction term was excluded from the model fit for the strains A(H1N1), A(H3N2) and B/Yamagata as the interaction result was non-significant (p>0.05). Least square means were back transformed.

<sup>d</sup> Seroconversion rate was defined as the percentage of subjects with either a prevaccination HI titer < 1:10 and a postvaccination HI titer ≥ 1:40 or a prevaccination HI titer ≥ 1:10 and a 4-fold increase in postvaccination HI titer.

<sup>e</sup> Seroconversion rate difference = Comparator SCR percentage minus AFLURIA QUADRIVALENT SCR percentage.

<sup>f</sup> Noninferiority (NI) criterion for the GMT ratio: upper bound of two-sided 95% CI on the GMT ratio of Comparator / AFLURIA QUADRIVALENT should not exceed 1.5. NI criterion for the SCR difference: upper bound of two-sided 95% CI on the difference between SCR Comparator - AFLURIA QUADRIVALENT should not exceed 10%.

<sup>g</sup> Subject 8400402-0073 was excluded from the Per-Protocol Population for the adjusted GMT analysis for the GMT ratio because the subject did not have information on all covariates (unknown prevaccination history).

<sup>h</sup> Subject 8400427-0070 had missing B/Victoria Antigen pre-vaccination titer.

<sup>i</sup> Subject 8400402-0074 had missing A/H3N2 post-vaccination titer.

## 14.5 Immunogenicity in Children 5 through 17 Years Administered AFLURIA QUADRIVALENT by Needle and Syringe

Study 5 was a randomized, observer-blinded, comparator-controlled trial conducted in the U.S. in children 5 through 17 years of age. A total of 2278 subjects were randomized 3:1 to receive one or two doses of AFLURIA QUADRIVALENT (N=1709) or a U.S.-licensed comparator quadrivalent influenza vaccine (N=569). Subjects 5 through 8 years of age were eligible to receive a second dose at least 28 days after the first dose depending on their influenza vaccination history, consistent with the 2015-2016 recommendations of the Advisory Committee on Immunization Practices (ACIP) for Prevention and Control of Seasonal Influenza with Vaccines. Approximately 25% of subjects in each treatment group in the 5 through 8 years of age sub-group received two vaccine doses. Data for AFLURIA QUADRIVALENT are relevant to AFLURIA because both vaccines are manufactured using the same process and have overlapping compositions.

Baseline serology for HI assessment was collected prior to vaccination. Post-vaccination immunogenicity was evaluated by HI assay on sera obtained 28 days after the last vaccination dose.

The primary objective was to demonstrate that vaccination with AFLURIA QUADRIVALENT elicits an immune response that is not inferior to that of a comparator vaccine containing the same recommended virus strains. The Per Protocol Population (AFLURIA QUADRIVALENT n=1605, Comparator n=528) was used for the primary endpoint analyses. The co-primary endpoints were HI Geometric Mean Titer (GMT) ratios (adjusted for baseline HI titers and other covariates) and seroconversion rates for each vaccine strain, 28 days after the last vaccination. Pre-specified non-inferiority criteria required that the upper bound of the 2-sided 95% CI of the GMT ratio (Comparator/AFLURIA QUADRIVALENT) did not exceed 1.5 and the upper bound of the 2-sided 95% CI of the seroconversion rate difference (Comparator minus AFLURIA QUADRIVALENT) did not exceed 10.0% for each strain. Serum HI antibody responses to AFLURIA QUADRIVALENT were non-inferior for both GMT ratio and seroconversion rates relative to the comparator vaccine for all influenza strains (Table 10). Analyses of immunogenicity endpoints by gender did not demonstrate meaningful differences between males and females. The study population was not sufficiently diverse to assess differences among races or ethnicities.

**Table 10: Post-Vaccination HI Antibody GMTs, SCRs, and Analyses of Non-Inferiority of AFLURIA QUADRIVALENT Relative to a U.S.-Licensed Comparator Quadrivalent Influenza Vaccine for each Strain 28 Days after Last Vaccination Among a Pediatric Population 5 through 17 Years of Age (Per Protocol Population) (Study 5) <sup>a,b</sup>**

Strain	Post-vaccination GMT		GMT Ratio <sup>c</sup>	Seroconversion % <sup>d</sup>		SCR Difference <sup>e</sup>	Met both pre-defined non-inferiority criteria? <sup>f</sup>
	AFLURIA Quadrivalent N=1605	Comparator N=528	Comparator over AFLURIA Quadrivalent (95% CI)	AFLURIA Quadrivalent N=1605 (95% CI)	Comparator N=528 (95% CI)	Comparator minus AFLURIA Quadrivalent (95% CI)	
A(H1N1)	952.6 (n=1604 <sup>g</sup> )	958.8	1.01 (0.93, 1.09)	66.4 (64.0, 68.7)	63.3 (59.0, 67.4)	-3.1 (-8.0, 1.8)	Yes
A(H3N2)	886.4 (n=1604 <sup>g</sup> )	930.6	1.05 (0.96, 1.15)	82.9 (81.0, 84.7)	83.3 (79.9, 86.4)	0.4 (-4.5, 5.3)	Yes
B/Phuket/3073/2013 (B Yamagata)	60.9 (n=1604 <sup>g</sup> )	54.3	0.89 (0.81, 0.98)	58.5 (56.0, 60.9)	55.1 (50.8, 59.4)	-3.4 (-8.3, 1.5)	Yes
B/Brisbane/60/2008 (B Victoria)	145.0 (n=1604 <sup>g</sup> )	133.4	0.92 (0.83, 1.02)	72.1 (69.8, 74.3)	70.1 (66.0, 74.0)	-2.0 (-6.9, 2.9)	Yes

Abbreviations: CI, confidence interval; Comparator, Comparator quadrivalent influenza vaccine (Fluarix<sup>®</sup> Quadrivalent

[GlaxoSmithKline Biologicals]); GMT (adjusted), geometric mean titer; SCR, seroconversion rate.

<sup>a</sup> NCT02545543

<sup>b</sup> The Per-Protocol Population comprised all subjects in the Evaluable Population who did not have any protocol deviations that were medically assessed as potentially impacting on immunogenicity results.

<sup>c</sup> GMT Ratio = Comparator /AFLURIA QUADRIVALENT. Adjusted analysis model: Log-transformed Post-Vaccination HI Titer=Vaccine + Age Strata [5-8, 9-17] + Gender + Vaccination History [y/n] + Log-transformed Pre-Vaccination HI Titer + Site + Number of Doses (1 vs 2) + Age Strata\*Vaccine. The Age Strata\*Vaccine interaction term was excluded from the model fit for the strains B/Yamagata and B/Victoria as the interaction result was non-significant (p>0.05). Least square means were back transformed.

<sup>d</sup> Seroconversion rate was defined as the percentage of subjects with either a prevaccination HI titer < 1:10 and a postvaccination HI titer ≥ 1:40 or a prevaccination HI titer ≥ 1:10 and a 4-fold increase in postvaccination HI titer.

<sup>e</sup> Seroconversion rate difference = Comparator SCR percentage minus AFLURIA QUADRIVALENT SCR percentage.

<sup>f</sup> Non-inferiority (NI) criterion for the GMT ratio: upper bound of two-sided 95% CI on the GMT ratio of Comparator /AFLURIA QUADRIVALENT should not exceed 1.5. NI criterion for the SCR difference: upper bound of two-sided 95% CI on the difference between SCR Comparator – AFLURIA QUADRIVALENT should not exceed 10%.

<sup>g</sup> Subject 8400394-0046 was excluded from the Per-Protocol Population for the adjusted GMT analysis for the GMT ratio since the subject did not have information on all covariates (unknown prevaccination history).

## 15 REFERENCES

- Centers for Disease Control and Prevention. Prevention and Control of Influenza: Recommendations of the Advisory Committee on Immunization Practices (ACIP). *MMWR Recomm Rep* 2010;59 (RR-8):1-62.
- Lloyd PC, Acharya G, Zhao H, et al. Safety monitoring of health outcomes following influenza vaccination during the 2023–2024 season among U.S. commercially insured individuals aged 6 months through 64 years: self-controlled case series analyses. *Vaccine*. 2025;63:127614.
- Hannoun C, Megas F, Piercy J. Immunogenicity and Protective Efficacy of Influenza Vaccination. *Virus Res* 2004;103:133-138.
- Hobson D, Curry RL, Beare AS, et al. The Role of Serum Hemagglutination-Inhibiting Antibody in Protection against Challenge Infection with Influenza A2 and B Viruses. *J Hyg Camb* 1972;70:767-777.

## 16 HOW SUPPLIED/STORAGE AND HANDLING

### 16.1 How Supplied

Each product presentation includes a package insert and the following components:

Presentation	Carton NDC Number	Components
Pre-Filled Syringe	33332-025-03	<ul style="list-style-type: none"><li>Ten 0.5 mL single-dose syringes fitted with a Luer-Lok™ attachment without needles [NDC 33332-025-04]</li></ul>
Multi-Dose Vial	33332-125-10	<ul style="list-style-type: none"><li>One 5 mL vial [NDC 33332-125-11]</li></ul>

### 16.2 Storage and Handling

- Store refrigerated at 2-8°C (36-46°F).
- Do not freeze. Discard if product has been frozen.
- Protect from light.
- Do not use AFLURIA beyond the expiration date printed on the label.
- Between uses, return the multi-dose vial to the recommended storage conditions.
- Once the stopper of the multi-dose vial has been pierced the vial must be discarded within 28 days.
- The number of needle punctures must not exceed 20 per multi-dose vial.

## 17 PATIENT COUNSELING INFORMATION

- Inform the vaccine recipient or guardian of the potential benefits and risks of

immunization with AFLURIA.

- Inform the vaccine recipient or guardian that AFLURIA is an inactivated vaccine that cannot cause influenza but stimulates the immune system to produce antibodies that protect against influenza, and that the full effect of the vaccine is generally achieved approximately 3 weeks after vaccination.
- Instruct the vaccine recipient or guardian to report any severe or unusual adverse reactions to their healthcare provider.
- Provide the vaccine recipient Vaccine Information Statements prior to immunization. These materials are available free of charge at the Centers for Disease Control and Prevention (CDC) website ([www.cdc.gov/vaccines](http://www.cdc.gov/vaccines)).
- Instruct the vaccine recipient that annual revaccination is recommended.

Manufactured by:

**Seqirus Pty Ltd.** Parkville, Victoria, 3052, Australia

U.S. License No. 2044

Distributed by:

**Seqirus USA Inc.** 25 Deforest Avenue, Summit, NJ 07901, USA

1-855-358-8966

AFLURIA and AFLURIA QUADRIVALENT are registered trademarks of Seqirus UK Limited or its affiliates.

Pharmajet® and Stratis® are trademarks of Pharmajet Inc.

Luer-Lok™ is a trademark of Becton, Dickinson and Company Corporation.

**Principal Display Panel - 5 mL Carton Label**

**NDC 33332-125-10**

**Influenza Vaccine**

***afluria*®**

**2025 - 2026 Formula**

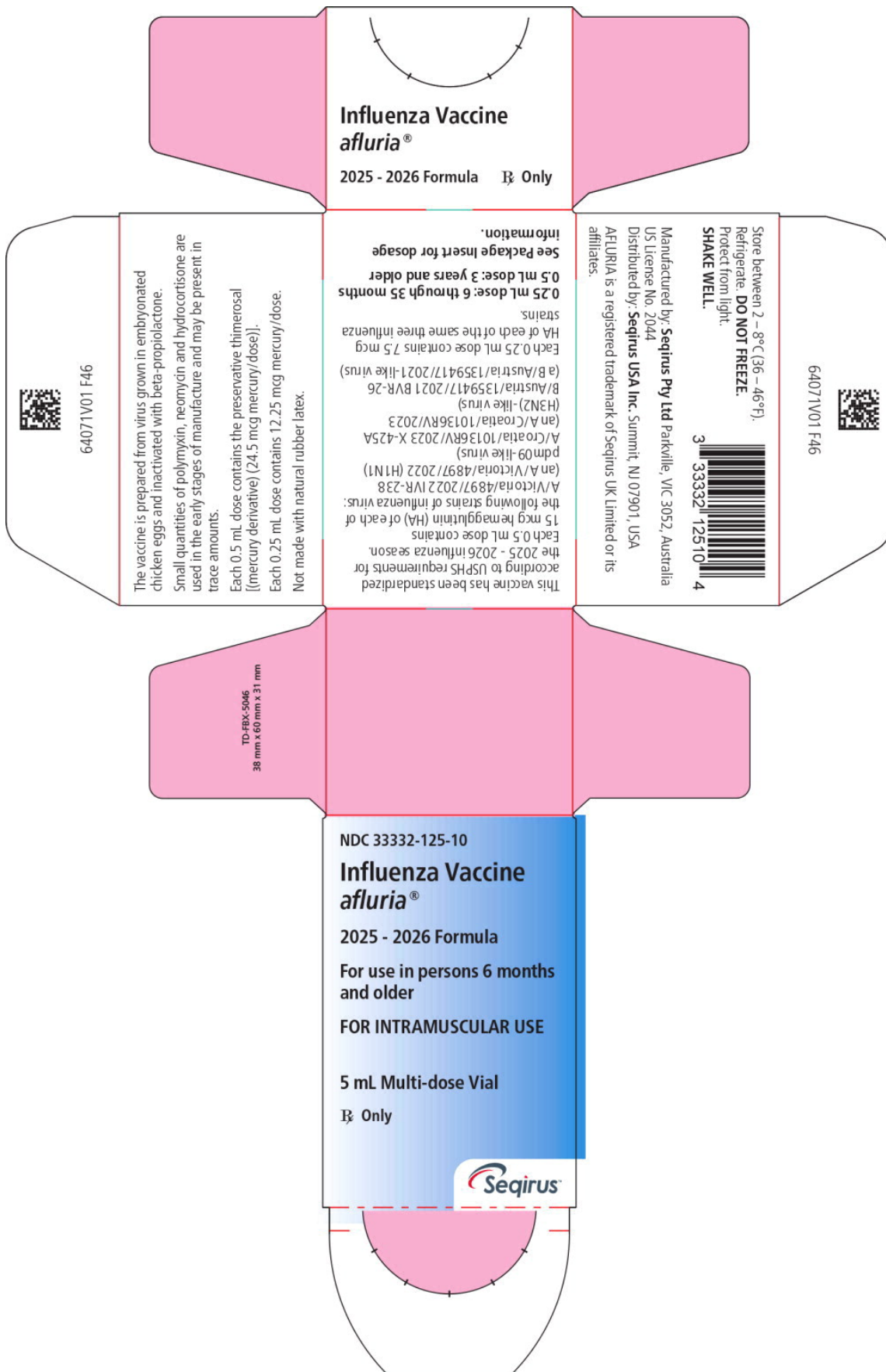
**For use in persons 6 months  
and older**

**FOR INTRAMUSCULAR USE**

**5 mL Multi-dose Vial**

**Rx Only**

***Seqirus*™**



**Principal Display Panel - 5 mL Vial Label**

**NDC 33332-125-11**

**Influenza Vaccine**

**afluria®**  
**2025-2026 Formula**  
**5 mL Multi-dose Vial**  
**FOR IM USE Rx only**

Exp:

Lot:

64070V01 I46



**NDC 33332-125-11**  
**Influenza Vaccine**  
***afluria®***  
**2025 - 2026 Formula**  
**5 mL Multi-dose Vial**

**FOR IM USE**      **Rx Only**

**0.25 mL dose: 6 - 35 months**  
**0.5 mL dose: 3 years and older**

See Package Insert.

Store between 2 – 8°C (36 – 46°F).

**DO NOT FREEZE. SHAKE WELL.**

US License No. 2044

Manufactured by **Seqirus Pty Ltd**  
Parkville VIC 3052, Australia

Distributed by **Seqirus USA Inc.**  
Summit, NJ 07901, USA

**Principal Display Panel - 0.5 mL Carton Label**

**NDC 33332-025-03**

**Influenza Vaccine**  
***afluria®***

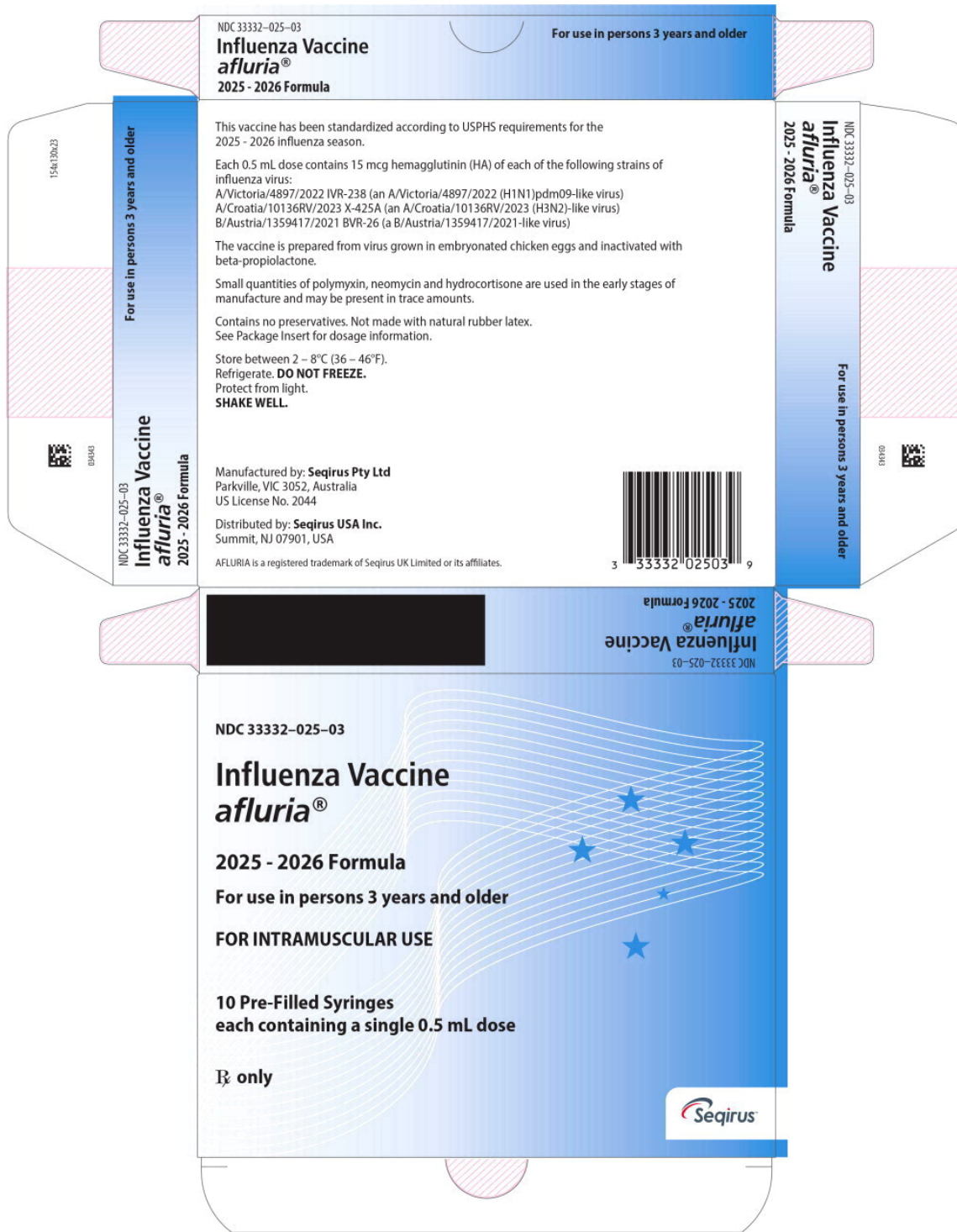
**2025 - 2026 Formula**

**For use in persons 3 years and older**

**FOR INTRAMUSCULAR USE**

**10 Pre-Filled Syringes**  
**each containing a single 0.5 mL dose**

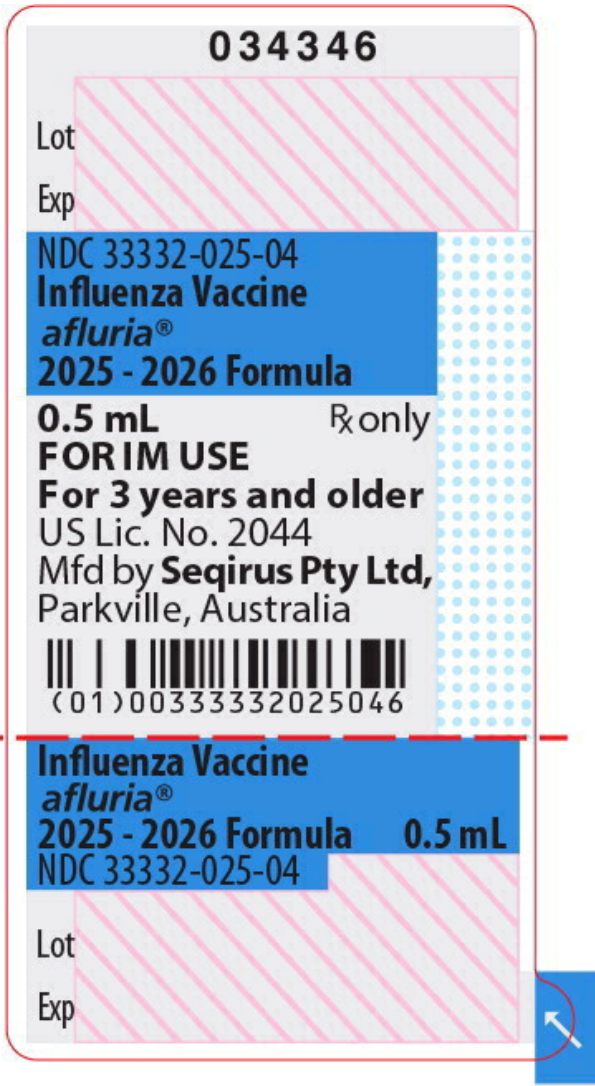
**Rx Only**



**Principal Display Panel - 0.5 mL Vial Label**

NDC 33332-025-04

**Influenza Vaccine  
afluria®  
2025-2026 Formula**



**AFLURIA**

influenza a virus a/victoria/4897/2022 ivr-238 (h1n1) antigen (propiolactone inactivated), influenza a virus a/croatia/10136rv/2023 x-425a (h3n2) antigen (propiolactone inactivated), influenza b virus b/austria/1359417/2021 bvr-26 antigen (propiolactone inactivated) injection, suspension

Product Information			
Product Type	VACCINE	Item Code (Source)	NDC:33332-125
Route of Administration	INTRAMUSCULAR		
Active Ingredient/Active Moiety			
Ingredient Name		Basis of Strength	Strength
<b>INFLUENZA A VIRUS A/Victoria/4897/2022 IVR-238 (H1N1) ANTIGEN (PROPIOLACTONE INACTIVATED)</b> (UNII: UPH9LRJ9HU) (INFLUENZA A VIRUS A/Victoria/4897/2022 IVR-238 (H1N1) HEMAGGLUTININ ANTIGEN (PROPIOLACTONE INACTIVATED) - UNII:X5DYV3MM4N)		INFLUENZA A VIRUS A/Victoria/4897/2022 IVR-238 (H1N1) HEMAGGLUTININ ANTIGEN (PROPIOLACTONE INACTIVATED)	15 ug in 0.5 mL
<b>INFLUENZA A VIRUS A/Croatia/10136RV/2023 X-425A (H3N2) ANTIGEN (PROPIOLACTONE INACTIVATED)</b> (UNII: L38QVJ425Y) (INFLUENZA A VIRUS A/Croatia/10136RV/2023 X-425A (H3N2) HEMAGGLUTININ ANTIGEN (PROPIOLACTONE INACTIVATED) - UNII:R3KQM5Q4QF)		INFLUENZA A VIRUS A/Croatia/10136RV/2023 X-425A (H3N2) HEMAGGLUTININ ANTIGEN (PROPIOLACTONE INACTIVATED)	15 ug in 0.5 mL
<b>INFLUENZA B VIRUS B/Austria/1359417/2021 BVR-26 ANTIGEN (PROPIOLACTONE INACTIVATED)</b> (UNII: 5UFQ6ZRS6Y) (INFLUENZA B VIRUS B/Austria/1359417/2021 BVR-26 HEMAGGLUTININ ANTIGEN (PROPIOLACTONE INACTIVATED) - UNII:6WHF5978C3)		INFLUENZA B VIRUS B/Austria/1359417/2021 BVR-26 HEMAGGLUTININ ANTIGEN (PROPIOLACTONE INACTIVATED)	15 ug in 0.5 mL

Inactive Ingredients				
Ingredient Name			Strength	
SODIUM CHLORIDE (UNII: 451W47IQ8X)			4.1 mg in 0.5 mL	
SODIUM PHOSPHATE, MONOBASIC, DIHYDRATE (UNII: 5QWK665956)			80 ug in 0.5 mL	
SODIUM PHOSPHATE, DIBASIC, ANHYDROUS (UNII: 22ADO53M6F)			300 ug in 0.5 mL	
POTASSIUM PHOSPHATE, MONOBASIC (UNII: 4J9FJOHL51)			20 ug in 0.5 mL	
POTASSIUM CHLORIDE (UNII: 660YQ98I10)			20 ug in 0.5 mL	
CALCIUM CHLORIDE (UNII: M4I0D6VV5M)			0.5 ug in 0.5 mL	
THIMEROSAL (UNII: 2225PI3MOV)			24.5 ug in 0.5 mL	
WATER (UNII: 059QF0K00R)				
Packaging				
#	Item Code	Package Description	Marketing Start Date	Marketing End Date
1	NDC:33332-125-10	1 in 1 CARTON		
1	NDC:33332-125-11	5 mL in 1 VIAL, MULTI-DOSE; Type 0: Not a Combination Product		
Marketing Information				
Marketing Category	Application Number or Monograph Citation	Marketing Start Date	Marketing End Date	
BLA	BLA125254	07/01/2025	07/31/2026	

## AFLURIA

influenza a virus a/victoria/4897/2022 ivr-238 (h1n1) antigen (propiolactone inactivated), influenza a virus a/croatia/10136rv/2023 x-425a (h3n2) antigen (propiolactone inactivated), influenza b virus b/austria/1359417/2021 bvr-26 antigen (propiolactone inactivated) injection, suspension

Product Information			
Product Type	VACCINE	Item Code (Source)	NDC:33332-025
Route of Administration	INTRAMUSCULAR		
Active Ingredient/Active Moiety			
Ingredient Name		Basis of Strength	Strength
<b>INFLUENZA A VIRUS A/Victoria/4897/2022 IVR-238 (H1N1) ANTIGEN (PROPIOLACTONE INACTIVATED)</b> (UNII: UPH9LRJ9HU) (INFLUENZA A VIRUS A/Victoria/4897/2022 IVR-238 (H1N1) HEMAGGLUTININ ANTIGEN (PROPIOLACTONE INACTIVATED) - UNII:X5DYV3MM4N)		INFLUENZA A VIRUS A/Victoria/4897/2022 IVR-238 (H1N1) HEMAGGLUTININ ANTIGEN (PROPIOLACTONE INACTIVATED)	15 ug in 0.5 mL
<b>INFLUENZA A VIRUS A/Croatia/10136RV/2023 X-425A (H3N2) ANTIGEN (PROPIOLACTONE INACTIVATED)</b> (UNII: L38QVJ42SY) (INFLUENZA A VIRUS A/Croatia/10136RV/2023 X-425A (H3N2) HEMAGGLUTININ ANTIGEN (PROPIOLACTONE INACTIVATED) - UNII:R3KQM5Q4QF)		INFLUENZA A VIRUS A/Croatia/10136RV/2023 X-425A (H3N2) HEMAGGLUTININ ANTIGEN (PROPIOLACTONE INACTIVATED)	15 ug in 0.5 mL
<b>INFLUENZA B VIRUS B/Austria/1359417/2021 BVR-26 ANTIGEN (PROPIOLACTONE INACTIVATED)</b> (UNII: 5UFQ6ZRS6Y) (INFLUENZA B VIRUS B/Austria/1359417/2021 BVR-26 HEMAGGLUTININ ANTIGEN (PROPIOLACTONE INACTIVATED) - UNII:6WHF5978C3)		INFLUENZA B VIRUS B/Austria/1359417/2021 BVR-26 HEMAGGLUTININ ANTIGEN (PROPIOLACTONE INACTIVATED)	15 ug in 0.5 mL
Inactive Ingredients			
Ingredient Name		Strength	
SODIUM CHLORIDE (UNII: 451W47IQ8X)		4.1 mg in 0.5 mL	
SODIUM PHOSPHATE, MONOBASIC, DIHYDRATE (UNII: 5QWK665956)		80 ug in 0.5 mL	
SODIUM PHOSPHATE, DIBASIC, ANHYDROUS (UNII: 22ADO53M6F)		300 ug in 0.5 mL	
POTASSIUM PHOSPHATE, MONOBASIC (UNII: 4J9FJOHL51)		20 ug in 0.5 mL	
POTASSIUM CHLORIDE (UNII: 660YQ98I10)		20 ug in 0.5 mL	

<b>CALCIUM CHLORIDE</b> (UNII: M4I0D6VV5M)	0.5 ug in 0.5 mL
<b>THIMEROSAL</b> (UNII: 2225PI3MOV)	24.5 ug in 0.5 mL
<b>WATER</b> (UNII: 059QF0K00R)	

<b>Packaging</b>				
#	Item Code	Package Description	Marketing Start Date	Marketing End Date
1	NDC:33332-025-03	10 in 1 CARTON		
1	NDC:33332-025-04	0.5 mL in 1 SYRINGE, GLASS; Type 3: Prefilled Biologic Delivery Device/System (syringe, patch, etc.)		

<b>Marketing Information</b>			
Marketing Category	Application Number or Monograph Citation	Marketing Start Date	Marketing End Date
BLA	BLA125254	07/01/2025	07/31/2026

**Labeler** - Seqirus PTY LTD. (747286735)

<b>Establishment</b>			
Name	Address	ID/FEI	Business Operations
Seqirus Pty Ltd, Australia		747286735	MANUFACTURE, ANALYSIS

<b>Establishment</b>			
Name	Address	ID/FEI	Business Operations
CSL Behring GmbH, Germany		326530474	MANUFACTURE

Revised: 3/2026

Seqirus PTY LTD.