

# **BETAMETHASONE DIPROPIONATE- betamethasone dipropionate ointment** **Viona Pharmaceuticals Inc**

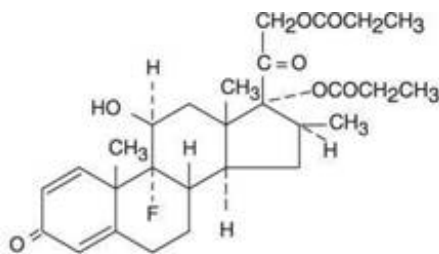
## **BETAMETHASONE DIPROPIONATE** **OINTMENT USP, 0.05%**

### **DESCRIPTION**

Betamethasone dipropionate ointment contains betamethasone dipropionate USP, a synthetic adrenocorticosteroid, for dermatologic use. Betamethasone, an analog of prednisolone, has a high degree of glucocorticoid activity and a slight degree of mineralocorticoid activity.

Betamethasone dipropionate is a white to cream white powder. It is practically insoluble in water, sparingly soluble in ethanol (96%) and freely soluble in acetone, in methylene chloride and in chloroform.

Chemically, it is 9-fluoro-11 $\beta$ ,17,21-trihydroxy-16 $\beta$ -methylpregna-1,4-diene-3,20-dione 17,21- dipropionate. The structural formula is:



Molecular Formula: C<sub>28</sub>H<sub>37</sub>FO<sub>7</sub>

Molecular Weight: 504.60

Each gram of the 0.05% ointment contains 0.64 mg betamethasone dipropionate, USP (equivalent to 0.5 mg betamethasone) in an ointment base of mineral oil and white petrolatum.

### **CLINICAL PHARMACOLOGY**

Topical corticosteroids share anti-inflammatory, anti-pruritic and vasoconstrictive actions.

The mechanism of anti-inflammatory activity of the topical corticosteroids is unclear. Various laboratory methods, including vasoconstrictor assays, are used to compare and predict potencies and/or clinical efficacies of the topical corticosteroids. There is some evidence to suggest that a recognizable correlation exists between vasoconstrictor potency and therapeutic efficacy in man (see **DOSAGE AND ADMINISTRATION**).

### **Pharmacokinetics**

The extent of percutaneous absorption of topical corticosteroids is determined by many factors including the vehicle, the integrity of the epidermal barrier, and the use of

occlusive dressings.

Topical corticosteroids can be absorbed from normal intact skin. Inflammation and/or other disease processes in the skin increase percutaneous absorption. Occlusive dressings substantially increase the percutaneous absorption of topical corticosteroids (See **DOSAGE AND ADMINISTRATION**).

Once absorbed through the skin, topical corticosteroids are handled through pharmacokinetic pathways similar to systemically administered corticosteroids. Corticosteroids are bound to plasma proteins in varying degrees. Corticosteroids are metabolized primarily in the liver and are then excreted by the kidneys. Some of the topical corticosteroids and their metabolites are also excreted into the bile.

## **INDICATIONS AND USAGE**

Topical corticosteroids are indicated for the relief of the inflammatory and pruritic manifestations of corticosteroid-responsive dermatoses.

## **CONTRAINDICATIONS**

Topical corticosteroids are contraindicated in those patients with a history of hypersensitivity to any of the components of the preparation.

## **PRECAUTIONS**

### **General**

Systemic absorption of topical corticosteroids has produced reversible hypothalamic-pituitary-adrenal (HPA) axis suppression, manifestations of Cushing's syndrome, hyperglycemia, and glucosuria in some patients.

Conditions which augment systemic absorption include the application of the more potent steroids, use over large surface areas, prolonged use, and the addition of occlusive dressings (See **DOSAGE AND ADMINISTRATION**).

Therefore, patients receiving a large dose of a potent topical steroid applied to a large surface area should be evaluated periodically for evidence of HPA axis suppression by using the urinary free cortisol and ACTH stimulation tests. If HPA axis suppression is noted, an attempt should be made to withdraw the drug, to reduce the frequency of application, or to substitute a less potent steroid.

Recovery of HPA axis function is generally prompt and complete upon discontinuation of the drug. Infrequently, signs and symptoms of steroid withdrawal may occur, requiring supplemental systemic corticosteroids.

Children may absorb proportionally larger amounts of topical corticosteroids and thus be more susceptible to systemic toxicity (See **PRECAUTIONS-Pediatric Use**). If irritation develops, topical corticosteroids should be discontinued and appropriate therapy instituted.

In the presence of dermatological infections, the use of an appropriate antifungal or antibacterial agent should be instituted. If a favorable response does not occur

promptly, the corticosteroid should be discontinued until the infection has been adequately controlled.

### **Information for Patients**

Patients using topical corticosteroids should receive the following information and instructions:

1. This medication is to be used as directed by the physician. It is for external use only. Avoid contact with the eyes.
2. Patients should be advised not to use this medication for any disorder other than that for which it was prescribed.
3. The treated skin area should not be bandaged or otherwise covered or wrapped as to be occlusive.
4. Patients should report any signs of local adverse reactions.
5. Parents of pediatric patients should be advised not to use tight-fitting diapers or plastic pants on a child being treated in the diaper area, as these garments may constitute occlusive dressings (See **DOSAGE AND ADMINISTRATION**).

### **Laboratory tests**

The following tests may be helpful in evaluating HPA axis suppression:

Urinary free cortisol test

ACTH stimulation test

### **Carcinogenesis, Mutagenesis and Impairment of Fertility**

Long-term animal studies have not been performed to evaluate the carcinogenic potential or the effect on fertility of topical corticosteroids.

Studies to determine mutagenicity with prednisolone and hydrocortisone have revealed negative results.

### **Pregnancy: Teratogenic Effects:**

Corticosteroids are generally teratogenic in laboratory animals when administered systemically at relatively low dosage levels. The more potent corticosteroids have been shown to be teratogenic after dermal application in laboratory animals. There are no adequate and well-controlled studies in pregnant women on teratogenic effects from topically applied corticosteroids. Therefore, topical corticosteroids should be used during pregnancy only if the potential benefit justifies the potential risk to the fetus. Drugs of this class should not be used extensively on pregnant patients, in large amounts, or for prolonged periods of time.

### **Nursing Mothers**

It is not known whether topical administration of corticosteroids could result in sufficient systemic absorption to produce detectable quantities in breast milk. Systemically administered corticosteroids are secreted into breast milk in quantities **not** likely to have a deleterious effect on the infant. Nevertheless, caution should be exercised when topical corticosteroids are administered to a nursing woman.

### **Pediatric Use**

**Pediatric patients may demonstrate greater susceptibility to topical corticosteroid-induced HPA axis suppression and Cushing's syndrome than mature patients because of a larger skin surface area to body weight ratio.**

Hypothalamic-pituitary-adrenal (HPA) axis suppression, Cushing's syndrome, and intracranial hypertension have been reported in children receiving topical corticosteroids. Manifestations of adrenal suppression in children include linear growth retardation, delayed weight gain, low plasma cortisol levels, and absence of response to ACTH stimulation. Manifestations of intracranial hypertension include bulging fontanelles, headaches, and bilateral papilledema.

Administration of topical corticosteroids to pediatric patients should be limited to the least amount compatible with an effective therapeutic regimen. Chronic corticosteroid therapy may interfere with the growth and development of children.

## **ADVERSE REACTIONS**

The following local adverse reactions are reported infrequently when betamethasone dipropionate products are used as recommended in the **DOSAGE AND ADMINISTRATION** section. These reactions are listed in an approximate decreasing order of occurrence: burning, itching, irritation, dryness, folliculitis, hypertrichosis, acneiform eruptions, hypopigmentation, perioral dermatitis, allergic contact dermatitis, maceration of the skin, secondary infections, skin atrophy, striae and miliaria.

Systemic absorption of topical corticosteroids has produced reversible hypothalamic-pituitary-adrenal (HPA) axis suppression, manifestations of Cushing's syndrome, hyperglycemia and glucosuria in some patients.

## **OVERDOSAGE**

Topically applied corticosteroids can be absorbed in sufficient amounts to produce systemic effects (See **PRECAUTIONS**).

## **DOSAGE AND ADMINISTRATION**

Apply a thin film of betamethasone dipropionate ointment to the affected skin areas once daily. In some cases, twice daily dosage may be necessary.

If an infection develops, appropriate antimicrobial therapy should be instituted. Betamethasone dipropionate products should not be used with occlusive dressings.

## **HOW SUPPLIED**

Each gram contains betamethasone dipropionate, USP 0.64 mg equivalent to betamethasone, 0.5 mg.

Betamethasone dipropionate ointment USP, 0.05% is supplied as:

NDC 72578-093-01 in tube of 15 g

NDC 72578-093-06 in tube of 45 g

**Storage:**

Store at 20°C to 25°C (68°F to 77°F); excursions permitted between 15°C to 30°C (59°F to 86°F) [see USP Controlled Room Temperature]. Protect from light and freezing.

**Call your doctor for medical advice about side effects. You may report side effects to Viona Pharmaceuticals Inc. at 1-888-304-5011 or FDA at 1-800-FDA-1088.**

**Manufactured by:**

**Zydus Lifesciences Ltd.**

Changodar, Ahmedabad, India

**Distributed by:**

**Viona Pharmaceuticals Inc.**

Cranford, NJ 07016

Rev.: 09/22

**INSTRUCTIONS FOR USE SECTION**

## INSTRUCTIONS FOR USE

### Betamethasone Dipropionate (bay" ta meth' a sone dye proe' pee oh nate) Ointment, USP (0.05%) For Dermatologic Use Only

#### Opening/Seal piercing instructions:

Step 1. To open the seal: unscrew the cap, reverse the cap and place the puncture-tip onto the tube as per image (A)




Image A

Step 2. Push down firmly until the seal is open as per image (B)

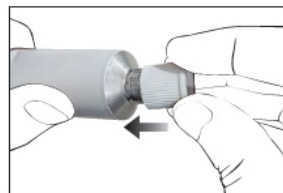


Image B

Step 3. After puncturing the nozzle, twist cap to create uniform puncture as per image (C) & image (D)

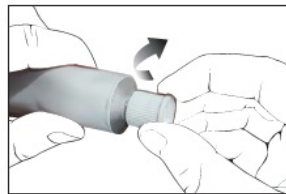


Image C

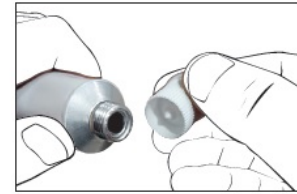


Image D

Puncture should be appropriate which will open seal completely and not partial as shown in the image (E)

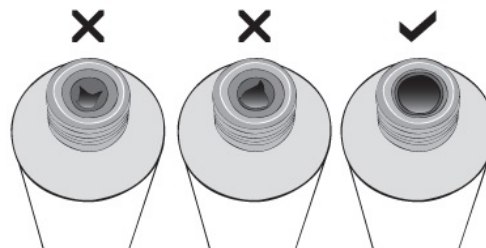


Image E

#### Storing Betamethasone Dipropionate Ointment:

Store at 20°C to 25°C (68°F to 77°F). Protect from light and freezing.

**Call your doctor for medical advice about side effects. You may report side effects to Viona Pharmaceuticals Inc. at 1-888-304-5011 or FDA at 1-800-FDA-1088.**

**Manufactured by:**  
**Zydus Lifesciences Ltd.**  
Changodar, Ahmedabad, India

**Distributed by:**  
**Viona Pharmaceuticals Inc.**  
Cranford, NJ 07016

This Instructions for Use has been approved by the U.S. Food and Drug Administration

**PACKAGE LABEL.PRINCIPAL DISPLAY PANEL**

Betamethasone dipropionate ointment USP, 0.05%

15 gm

NDC 72578-093-01

Rx only

**NDC 72578-093-01**

## Betamethasone Dipropionate Ointment, USP

**0.05%**

(Potency expressed as betamethasone)

FOR DERMATOLOGIC USE ONLY. NOT FOR OPHTHALMIC USE.

**15 g**  
Rx only

**VIONA**

Each gram contains 0.64 mg betamethasone dipropionate, USP (equivalent to 0.5 mg betamethasone) in an ointment base of mineral oil and white petrolatum.

**Usual dosage:** Apply a thin film of the ointment to the affected skin areas once daily. In some cases, twice daily dosage may be necessary. See package insert for full prescribing information.

**TO OPEN:** Use cap to puncture seal. **IMPORTANT:** Do not use if seal has been punctured or is not visible.

Store at 20°C to 25°C (68°F to 77°F); excursions permitted between 15°C to 30°C (59°F to 86°F) [see USP Controlled Room Temperature]. Protect from light and freezing.

**WARNING: Keep out of reach of children.**

See crimp of tube for lot number and expiry date.

**Manufactured by:**  
**Zydus Lifesciences Ltd.**  
Changodar, Ahmedabad, India

**Distributed by:**  
**Viona Pharmaceuticals Inc.**  
Cranford, NJ 07016

GLI0RUCS/G2571919  
Rev: 0822  
XXXXXXX

N 3 7 2 5 7 8 1 0 9 3 0 1 3

55.69 mm



## BETAMETHASONE DIPROPIONATE

betamethasone dipropionate ointment

### Product Information

<b>Product Type</b>	HUMAN PRESCRIPTION DRUG	<b>Item Code (Source)</b>	NDC:72578-093
<b>Route of Administration</b>	TOPICAL		

### Active Ingredient/Active Moiety

Ingredient Name	Basis of Strength	Strength
<b>BETAMETHASONE DIPROPIONATE</b> (UNII: 826Y60901U) (BETAMETHASONE - UNII:9842X06Q6M)	BETAMETHASONE	0.5 mg in 1 g

### Inactive Ingredients

Ingredient Name	Strength
<b>MINERAL OIL</b> (UNII: T5L8T28FGP)	
<b>PETROLATUM</b> (UNII: 4T6H12BN9U)	

### Packaging

#	Item Code	Package Description	Marketing Start Date	Marketing End Date



1	NDC:72578-093-01	1 in 1 CARTON	07/20/2020	
1		15 g in 1 TUBE; Type 0: Not a Combination Product		
2	NDC:72578-093-06	1 in 1 CARTON	07/20/2020	
2		45 g in 1 TUBE; Type 0: Not a Combination Product		

## Marketing Information

Marketing Category	Application Number or Monograph Citation	Marketing Start Date	Marketing End Date
ANDA	ANDA214048	07/20/2020	

**Labeler** - Viona Pharmaceuticals Inc (081468959)

## Establishment

Name	Address	ID/FEI	Business Operations
Zydu Lifesciences Limited		650650802	ANALYSIS(72578-093) , MANUFACTURE(72578-093)

Revised: 8/2023

Viona Pharmaceuticals Inc