

CORIFACT- factor xiii concentrate (human)
CSL Behring GmbH

HIGHLIGHTS OF PRESCRIBING INFORMATION

These highlights do not include all the information needed to use CORIFACT safely and effectively. See full prescribing information for CORIFACT.

CORIFACT[®], Factor XIII Concentrate (Human)

Lyophilized powder for solution for injection

For intravenous use only.

Initial U.S. Approval: 2011

----- **INDICATIONS AND USAGE** -----

Corifact is a Factor XIII concentrate indicated for adult and pediatric patients with congenital Factor XIII deficiency for:

- Routine prophylactic treatment
- Peri-operative management of surgical bleeding. (1)

----- **DOSAGE AND ADMINISTRATION** -----

For intravenous use only.

Dose (2.1)

- 40 International Units (IU) per kg body weight; rate not to exceed 4 mL per min.
- Adjust dose \pm 5 IU per kg to maintain 5% to 20% trough level of FXIII activity.

Dose Adjustment Using the Berichrom Activity Assay (2.1)

FXIII Activity Trough Level (%)	Dosage Change
One trough level of <5%	Increase by 5 IU per kg
Trough level of 5% to 20%	No change
Two trough levels of >20%	Decrease by 5 IU per kg
One trough level of >25%	Decrease by 5 IU per kg

Administration (2.2)

- Administer at a rate not exceeding 4 mL per minute
- For routine prophylaxis, administer every 28 days
- For peri-operative management of surgical bleeding, individualize dose based on the patient's FXIII activity level, type of surgery, and clinical response
- Following are dose adjustment examples for peri-operative management in reference to the patient's last prophylactic dose:

Dose Adjustment for Peri-operative Management

Time Since Last Dose	Dose
Within 7 days	Additional dose may not be needed
8 – 21 days	Additional partial or full dose may be needed based on FXIII activity level
21 – 28 days	Full prophylactic dose

----- **DOSAGE FORMS AND STRENGTHS** -----

- Each vial contains 1000-1600 units of lyophilized powder for reconstitution. (3)

----- **CONTRAINDICATIONS** -----

- Do not use in patients with known anaphylactic or severe systemic reactions to human plasma-derived products. (4)

----- **WARNINGS AND PRECAUTIONS** -----

- Hypersensitivity reaction may occur. (5.1)
- Inhibitory antibodies have been detected in patients receiving Corifact. (5.2)
- Thrombotic events have been reported with Corifact. (5.3)
- May carry a risk of transmitting infectious agents e.g., viruses, and theoretically, the Creutzfeldt-Jakob Disease (CJD) agent. (5.4)

ADVERSE REACTIONS

- The most common adverse reactions reported in clinical trials (>1%) were joint inflammation, hypersensitivity, rash, pruritus, erythema, hematoma, arthralgia, headache, elevated thrombin-antithrombin levels, and increased blood lactate dehydrogenase. (6)
- Serious adverse reactions reported in clinical trials were hypersensitivity, acute ischemia, and neutralizing antibodies against FXIII. (5.1, 6)

To report SUSPECTED ADVERSE REACTIONS, contact the CSL Behring Pharmacovigilance Department at 1-866-915-6958 or FDA at 1-800-FDA-1088 or www.fda.gov/medwatch.

USE IN SPECIFIC POPULATIONS

- Pregnancy: No human or animal data. Use only if clearly needed. (8.1)
- Pediatric: Shorter half-life and faster clearance compared to adults. Dose adjustment may be needed. (8.4)

See 17 for PATIENT COUNSELING INFORMATION and FDA-approved patient labeling.

Revised: 7/2016

FULL PRESCRIBING INFORMATION: CONTENTS*

1 INDICATIONS AND USAGE

2 DOSAGE AND ADMINISTRATION

2.1 Dose

2.2 Administration

2.3 Reconstitution

3 DOSAGE FORMS AND STRENGTHS

4 CONTRAINDICATIONS

5 WARNINGS AND PRECAUTIONS

5.1 Hypersensitivity

5.2 Immunogenicity

5.3 Thromboembolic Risk

5.4 Transmission of Infectious Agents

5.5 Monitoring Laboratory Tests

6 ADVERSE REACTIONS

6.1 Clinical Trials Experience

6.2 Immunogenicity

8 USE IN SPECIFIC POPULATIONS

8.1 Pregnancy

8.2 Labor and Delivery

8.3 Nursing Mothers

8.4 Pediatric Use

8.5 Geriatric Use

11 DESCRIPTION

12 CLINICAL PHARMACOLOGY

12.1 Mechanism of Action

12.3 Pharmacokinetics

13 NONCLINICAL TOXICOLOGY

13.2 Animal Toxicology and/or Pharmacology

14 CLINICAL STUDIES

15 REFERENCES

16 HOW SUPPLIED/STORAGE AND HANDLING

17 PATIENT COUNSELING INFORMATION

* Sections or subsections omitted from the full prescribing information are not listed.

FULL PRESCRIBING INFORMATION

1 INDICATIONS AND USAGE

Corifact is a Factor XIII Concentrate indicated for routine prophylactic treatment and peri-operative management of surgical bleeding in adult and pediatric patients with congenital FXIII deficiency.

2 DOSAGE AND ADMINISTRATION

2.1 Dose

- 40 International Units (IU) per kg body weight at a rate not to exceed 4 mL per minute
- Adjust dose \pm 5 IU per kg to maintain 5% to 20% trough level of FXIII activity as provided in the example below

Dose Adjustment Using the Berichrom Activity Assay

FXIII Activity Trough Level (%)	Dosage Change
One trough level of <5%	Increase by 5 IU per kg
Trough level of 5% to 20%	No change
Two trough levels of >20%	Decrease by 5 IU per kg
One trough level of >25%	Decrease by 5 IU per kg

2.2 Administration

- Administer at a rate not exceeding 4 mL per minute
- For routine prophylaxis, administer every 28 days
- For peri-operative management of surgical bleeding:
 - Dosing should be individualized based on the patient's FXIII activity level, type of surgery, and clinical response
 - Monitor patient's FXIII activity levels during and after surgery
 - Following are dose adjustment examples for peri-operative management in reference to the patient's last prophylactic dose:

Dose Adjustment for Peri-operative Management

Time Since Last Dose	Dose
Within 7 days	Additional dose may not be needed
8 – 21 days	Additional partial or full dose may be needed based on FXIII activity level
21 – 28 days	Full prophylactic dose

The potency expressed in International Units is determined using the Berichrom activity assay, referenced to the current International Standard for Blood Coagulation Factor XIII, Plasma.






2.3 Reconstitution




Perform a visual inspection of the reconstituted solution. Parenteral drug products should be inspected visually for particulate matter and discoloration prior to administration, whenever solution and container permit.

The procedures below are provided as general guidelines for the preparation and reconstitution of

Corifact.

Reconstitute Corifact at room temperature as follows:

1. Ensure that the Corifact vial and diluent vial are at room temperature.	
2. Place the Corifact vial, diluent vial, and Mix2Vial® transfer set on a flat surface.	
3. Remove Corifact and diluent vial flip caps. Wipe the stoppers with an alcohol swab and allow the stoppers to dry prior to opening the Mix2Vial transfer set package.	
4. Open the Mix2Vial transfer set package by peeling away the lid (Fig. 1). Leave the Mix2Vial transfer set in the clear package.	 Fig. 1
5. Place the diluent vial on a flat surface and hold the vial tightly. Grip the Mix2Vial transfer set together with the clear package and push the plastic spike at the blue end of the Mix2Vial transfer set firmly through the center of the stopper of the diluent vial (Fig. 2).	 Fig. 2
6. Carefully remove the clear package from the Mix2Vial transfer set. Make sure that you pull up only the clear package, not the Mix2Vial transfer set (Fig. 3).	 Fig. 3
7. With the Corifact vial placed firmly on a flat surface, invert the diluent vial with the Mix2Vial transfer set attached and push the plastic spike of the transparent adapter firmly through the center of the stopper of the Corifact vial (Fig. 4). The diluent will automatically transfer into the Corifact vial.	 Fig. 4
8. With the diluent and Corifact vial still attached to the Mix2Vial transfer set, gently swirl the Corifact vial to ensure that the Corifact is fully dissolved (Fig. 5). Do not shake the vial.	 Fig. 5

<p>9. With one hand, grasp the Corifact side of the Mix2Vial transfer set and with the other hand grasp the blue diluent-side of the Mix2Vial transfer set, and unscrew the set into two pieces (Fig. 6).</p>	 <p>Fig. 6</p>
<p>10. Draw air into an empty, sterile syringe. While the Corifact vial is upright, screw the syringe to the Mix2Vial transfer set. Inject air into the Corifact vial. While keeping the syringe plunger pressed, invert the system upside down and draw the concentrate into the syringe by pulling the plunger back slowly (Fig. 7).</p>	 <p>Fig. 7</p>
<p>11. Now that the concentrate has been transferred into the syringe, firmly grasp the barrel of the syringe (keeping the plunger facing down) and unscrew the syringe from the Mix2Vial transfer set (Fig. 8). Attach the syringe to a suitable intravenous administration set.</p>	 <p>Fig. 8</p>
<p>12. If patient requires more than one vial, pool the contents of multiple vials into one syringe. Use a separate unused Mix2Vial transfer set for each product vial.</p>	
<p>13. Corifact is for single use only. Contains no preservatives. The product must be used within 4 hours after reconstitution. Do not refrigerate or freeze the reconstituted solution. Discard partially used vials.</p>	

3 DOSAGE FORMS AND STRENGTHS

Corifact is available as lyophilized powder in a single-use vial containing 1000-1600 units of Factor XIII concentrate for reconstitution. A 20 mL vial of Sterile Water for Injection, USP, is provided for reconstitution.

The actual units of potency of FXIII are stated on each Corifact vial label and carton.

4 CONTRAINDICATIONS

Corifact is contraindicated in patients with known anaphylactic or severe systemic reactions to human plasma-derived products [see Description (11)].

5 WARNINGS AND PRECAUTIONS

5.1 Hypersensitivity

Hypersensitivity reactions have been observed with Corifact. If signs or symptoms of anaphylaxis or hypersensitivity reactions (including urticaria, rash, tightness of the chest, wheezing, hypotension) occur, immediately discontinue administration [see *Patient Counseling Information (17)*] and institute appropriate treatment.

5.2 Immunogenicity

Development of inhibitory antibodies against FXIII has been detected in patients receiving Corifact. Monitor patients for development of inhibitory antibodies. Presence of inhibitory antibodies may manifest as an inadequate response to treatment. If expected plasma FXIII activity levels are not attained, or if breakthrough bleeding occurs while receiving prophylaxis, perform an assay that measures FXIII inhibitory antibody concentrations.

5.3 Thromboembolic Risk

Thromboembolic complications have been reported. Monitor patients with known risk factors for thrombotic events.

5.4 Transmission of Infectious Agents

Corifact is made from human plasma. Because this product is made from human blood, it may carry a risk of transmitting infectious agents, e.g., viruses, and theoretically, the Creutzfeldt-Jakob disease (CJD) agent. This also applies to unknown or emerging viruses and other pathogens.

All infections thought by a physician to have been possibly transmitted by this product are to be reported by the physician or other healthcare provider to the CSL Behring Pharmacovigilance Department at 1-866-915-6958 or FDA at 1-800-FDA-1088 or www.fda.gov/medwatch.

5.5 Monitoring Laboratory Tests

- Monitor patient's trough FXIII activity level during treatment with Corifact [see *Dosage and Administration (2.2)*].
- If breakthrough bleeding occurs, or if expected peak plasma FXIII activity levels are not attained, perform an investigation to determine the presence of FXIII inhibitory antibodies [see *Clinical Pharmacology (12.3)*].

6 ADVERSE REACTIONS

The most common adverse reactions reported in frequency >1% are joint inflammation, hypersensitivity, rash, pruritus, erythema, hematoma, arthralgia, headache, elevated thrombin-antithrombin levels, and increased blood lactate dehydrogenase.

The serious adverse reactions, reported in one subject each (frequency 0.5%), were hypersensitivity, acute ischemia, and neutralizing antibodies against FXIII.

6.1 Clinical Trials Experience

Because clinical trials are conducted under widely varying conditions, adverse reaction rates observed in the clinical trials of a drug cannot be directly compared to rates in the clinical trials of another drug and may not reflect the rates observed in practice.

Twelve clinical studies included a total of 188 subjects, 108 subjects were <16 years of age [see *Use in Specific Populations (8.4)*] and a total of approximately 4314 infusions of Corifact were administered in the studies.

Efficacy and Safety Study

A 12-month, prospective, open-label, multicenter efficacy and safety study was conducted in 25 males and 16 females ranging in age from less than 1 year to 42 years old (2 infants, 8 children, 8 adolescents, and 23 adults). There were no reports of deaths, life-threatening events, or adverse events that led to discontinuation or withdrawal from the study. Four subjects received FXIII in the peri-operative setting, and no treatment-related AEs were reported. An additional subject was pre-treated with plasma and experienced a hypersensitivity reaction.

6.2 Immunogenicity

A case of neutralizing antibodies against FXIII was reported in the postmarketing clinical study. The patient received prophylactic treatment with Corifact for ten years. Concomitant medications included interferon for hepatitis C infection. This patient presented with bruising, and post-infusion FXIII levels were found to be lower than expected. Over several weeks, FXIII recovery values decreased, so the dose and frequency of treatments were increased. Neutralizing antibodies to FXIII were detected, interferon treatment was discontinued, and the subject underwent plasmapheresis. Within a month, neutralizing antibodies were no longer detectable, FXIII recovery levels improved, and the previous prophylactic regimen was resumed.

8 USE IN SPECIFIC POPULATIONS

8.1 Pregnancy

Pregnancy Category C. Animal reproduction studies have not been conducted with Corifact. Safety and effectiveness in pregnancy have not been established. It is also not known whether Corifact can cause fetal harm when administered to a pregnant woman or can affect reproduction capacity. Corifact should be given to a pregnant woman only if clearly needed.

8.2 Labor and Delivery

Corifact has not been studied for use during labor and delivery. Safety and effectiveness in labor and delivery is unknown.

8.3 Nursing Mothers

It is not known whether Corifact is excreted in human milk. Because many drugs are excreted in human milk, caution should be exercised when Corifact is administered to a nursing woman.

8.4 Pediatric Use

Of the 188 subjects in the Corifact clinical studies, 108 were subjects <16 years of age at the time of enrollment (see Table 1).

Table 1. Pediatric Subjects in Corifact Clinical Studies

Age Group	Subjects (n)
<1 month	2
1 month to <2 years	16
2 to 11 years	60
12 to <16 years	30

In the pharmacokinetic study [see *Clinical Pharmacology (12.3)*], 5 of the 14 subjects ranged in age from 2 to <16 years. Subjects less than 16 years had a shorter half-life (5.7 ± 1.00 days) and faster clearance (0.29 ± 0.12 mL/hr/kg) compared to adults (half-life: 7.1 ± 2.74 days, clearance: 0.22 ± 0.07 mL/hr/kg). Dose adjustments may be needed for patients <16 years of age. There were no differences in the safety

profile in children as compared to adults.

8.5 Geriatric Use

The safety and efficacy of Corifact in the geriatric population have not been established.

11 DESCRIPTION

Corifact, Factor XIII Concentrate (Human), is a heat-treated, lyophilized concentrate of coagulation factor XIII for reconstitution for intravenous use. Corifact (FXIII) consists of two A-subunits and two B-subunits, and is made from pooled human plasma. Each vial contains 1000-1600 units FXIII, 120 to 200 mg human albumin, 120 to 320 mg total protein, 80 to 120 mg glucose and 140 to 220 mg sodium chloride. Sodium hydroxide may have been used to adjust the pH.

All plasma used in the manufacture of Corifact is obtained from US donors and is tested using serological assays for hepatitis B surface antigen and antibodies to HIV-1/2 and HCV. The plasma is tested with Nucleic Acid Testing (NAT) for HCV, HIV-1, HAV and HBV and found to be non-reactive (negative), and the plasma is also tested by NAT for Human Parvovirus B19. Only plasma that passed virus screening is used for production, and the limit for Parvovirus B19 in the fractionation pool is set not to exceed 10^4 International Units of Parvovirus B19 DNA per mL.

Corifact is manufactured from cryo-depleted plasma into an ethanol precipitate, which is then purified by the following four steps:

- Precipitation/adsorption
- Ion exchange chromatography
- Heat-treatment (+60°C for 10 hours in an aqueous solution)
- Virus filtration over two 20 nm filters in series

The sterile filtered final bulk solution is filled into vials and lyophilized. These four manufacturing steps were independently validated in a series of in vitro experiments for their capacity to inactivate or remove both enveloped and non-enveloped viruses. Table 2 shows the virus clearance capacity of the Corifact manufacturing process, expressed as mean \log_{10} reduction factor.

Table 2. Overall Virus Inactivation/Removal in Corifact

Manufacturing Steps	Virus Reduction Factor (\log_{10})					
	Enveloped Viruses				Non-Enveloped Viruses	
	HIV	BVDV	WNV	PRV	HAV	CPV
Al(OH) ₃ Adsorption/ Vitacel [®] and Defibrination	n.d.	n.d.	n.d.	6.9	n.d.	n.d.
Ion Exchange Chromatography	5.0	3.3	n.d.	≥8.0	3.4	3.7
Heat Treatment	≥7.7	≥8.1	≥7.4	N/A*	4.3	1.0 [†]
20 nm/ 20 nm Virus Filtration	≥6.1	≥5.0	≥7.4	≥6.4	≥5.6	6.1
Cumulative Virus Reduction (\log_{10})	≥18.8	≥16.4	≥14.8	≥21.3	≥13.3	10.8

HIV, Human immunodeficiency virus type 1, model for HIV-1 and HIV-2

BVDV, bovine viral diarrhea virus, model for HCV

WNV, West Nile virus

PRV, pseudorabies virus, a model for large enveloped DNA viruses

HAV, Hepatitis A virus

CPV, canine parvovirus, model for B19V

B19V, Human parvovirus B19

N/A, not applicable

n.d., not done

* Not included in the calculation of the overall virus reduction factor.

† Studies using human parvovirus B19, which are considered experimental in nature, have demonstrated a virus reduction factor of $\geq 4.0 \log_{10}$ by heat treatment.

12 CLINICAL PHARMACOLOGY

12.1 Mechanism of Action

Corifact (FXIII) is an endogenous plasma glycoprotein consisting of two A-subunits and two B-subunits. FXIIIa promotes cross-linking of fibrin during coagulation and is essential to the physiological protection of the clot against fibrinolysis. FXIIIa is a transglutaminase enzyme that catalyzes the cross-linking of the fibrin α - and γ -chains for fibrin stabilization and renders the fibrin clot more elastic and resistant to fibrinolysis.^{1,2} FXIIIa also cross-links α_2 -plasmin inhibitor to the α -chain of fibrin, resulting in protection of the fibrin clot from degradation by plasmin. Cross-linked fibrin is the end result of the coagulation cascade, and provides tensile strength to a primary hemostatic platelet plug.²

The B-subunits in plasma have no enzymatic activity, and function as carrier molecules for the A-subunits. They stabilize the structure of the A-subunits and protect them from proteolysis.

12.3 Pharmacokinetics

A 12-week prospective, open-label, multicenter pharmacokinetic and safety study was conducted in 7 females and 7 males with congenital FXIII deficiency, ranging in age from 5 to 42 years (3 children, 2 adolescents, 9 adults). One adult male did not complete the pharmacokinetic study.

Each subject received 40 units per kg Corifact intravenously every 28 days for a total of three doses administered at approximately 250 units per minute. Blood samples for doses 1 and 2 were drawn from patients to determine the FXIII activity level at baseline and 30 and 60 minutes after the infusion. Following the infusion of the third dose of Corifact, blood samples were drawn at regular intervals up to 28 days to determine the pharmacokinetic parameters. The mean increase in FXIII activity levels was 83% with a range of 48 to 114% over the baseline after the third dose. The pharmacokinetic parameters based on baseline adjusted FXIII activity (Berichrom assay) are shown in Table 3.

**Table 3. Pharmacokinetic Parameters (n=13) by Berichrom Assay
Method - Baseline Adjusted Values**

Parameters	Mean \pmSD
AUC ss, 0-inf (units•hr/mL)	184.0 \pm 65.78
$C_{ss, max}$ (units/mL)*	0.9 \pm 0.20
$C_{ss, min}$ (units/mL)*	0.05 \pm 0.05
T_{max} (hr)	1.7 \pm 1.44
Half-life [days]	6.6 \pm 2.29
CL [mL/hr/kg]	0.25 \pm 0.09
V_{ss} [mL/kg]	51.1 \pm 12.61
MRT [days]	10.0 \pm 3.45

AUC ss, (0-inf) = Area under the plasma concentration curve from time 0 to infinity at steady state

$C_{ss, max}$: Peak concentration at steady state

$C_{ss, min}$: Trough concentration at steady state

T_{max} : Time to peak concentration

CL: Clearance

V_{ss} : Volume of distribution at steady state

MRT = Mean residence time

SD = Standard deviation

* 100% activity corresponds to 1 unit/mL

13 NONCLINICAL TOXICOLOGY

13.2 Animal Toxicology and/or Pharmacology

Corifact was studied in an acute toxicity study in mice and rats at doses up to 3550 units per kg and 1420 units per kg, respectively. Repeat dose toxicity was studied in rats at daily doses up to 350 units per kg for a period of 14 days. No signs of toxicity were observed in the single dose and repeat dose studies.

A local tolerance study in rabbits demonstrated no clinical or histopathological changes at the injection site after intravenous, intra-arterial or para-venous administration of Corifact.

A thrombogenicity test was performed in rabbits at doses up to 350 units per kg. Corifact showed no thrombogenic potential at the doses tested.

14 CLINICAL STUDIES

The postmarketing efficacy and safety trial conducted in 41 subjects who received routine prophylactic treatment (40 U/kg every 28 days for 52 weeks) for congenital FXIII deficiency, was to verify the clinical benefit of Corifact by showing correlation between trough levels of FXIII activity and clinical efficacy. The clinical benefit of Corifact was also demonstrated by comparing the incidence of bleeding in Corifact-treated subjects to historical control with congenital FXIII deficiency.

The incidence of spontaneous bleeding episodes requiring treatment was evaluated. Treatment was defined as an administration of a FXIII-containing product to treat the bleeding episode. None of the 5 subjects who experienced a spontaneous bleeding episode (2 nose bleeds, 2 rectal bleeds, and 1 episode of hematuria associated with a urinary tract infection, and an indwelling urinary catheter) required treatment with a FXIII-containing product.

An annualized bleeding rate of 0 episodes per subject per year for spontaneous bleeding was established when compared to a historical annualized bleeding rate of 2.5 episodes per subject per year in patients receiving on-demand treatment of acute bleeding in patients with congenital FXIII deficiency.³

Eight bleeding episodes secondary to trauma, and one associated with surgery were also reported during the 52 weeks of the trial. In the eight bleeding episodes secondary to trauma, six did not require treatment with a FXIII-containing product, and two were successfully treated with a FXIII-containing product (one was treated with Corifact and one with plasma).

The prophylactic administration of Factor XIII Concentrate (Human) every 28 days in subjects with congenital FXIII deficiency achieved mean FXIII activity levels between 5% and 20%. FXIII activity was maintained at $\geq 5\%$ in $\geq 97\%$ of subjects and $\geq 10\%$ in $\geq 85\%$ of subjects. Of the 533 doses administered to 41 subjects, dose adjustment was required on only eight occasions, supporting that 40 U/kg every 28 days is the appropriate dose for the majority of patients.

Five subjects underwent surgical procedures, four were elective and one was an emergency. Of the four elective surgeries, three subjects received Corifact prior to surgery (0 to 7 days prior to surgery) with no post-operative bleeding. One subject who received Corifact 7 days prior to surgery experienced bleeding post-extraction of all four wisdom teeth. The bleeding was stopped four hours after the oral surgery with an additional dose of Corifact (50% of the subject's routine dose). One subject who required emergency surgery was pre-treated with plasma.

15 REFERENCES

1. Lauer P, Metzner HJ, Zettlmeissl G, Li M, et al. Targeted Inactivation of the Mouse Locus Encoding Coagulation Factor XIII-A: Hemostatic Abnormalities in Mutant Mice and Characterization of the Coagulation Deficit. *Thromb Haemost.* 2002;88:967-74.
2. Dardik R, Loscalzo J, Inbal A. Factor XIII (FXIII) and Angiogenesis. *J Thromb Haemost.* 2006;4:19-25.
3. Lusher J, Pipe SW, Alexander S, Nugent D. Prophylactic therapy with Fibrogammin P is associated with a decreased incidence of bleeding episodes: a retrospective study. *Haemophilia.* 2009;1-6.

16 HOW SUPPLIED/STORAGE AND HANDLING

How Supplied

Presentation	Carton NDC Number	Components
1000-1600 units*	63833-518-02	<ul style="list-style-type: none">• Corifact in a single-use vial [NDC 63833-528-01]• 20 mL vial of Sterile Water for Injection, USP [NDC 63833-734-65]• Mix2Vial filter transfer set

* The actual units of potency of FXIII Concentrate (Human) are stated on each Corifact vial label and carton.

Storage and Handling

- Refrigerate Corifact at 2-8°C (36-46°F). Keep in original carton to protect from light. Do not freeze.
- Corifact is stable for 36 months, up to the expiration date on the carton and vial labels. Within the expiration date, Corifact may be stored at room temperature not to exceed 25°C (77°F) for up to 6 months.
 - Do not return the product to the refrigerator after it is stored at room temperature. Clearly mark the beginning date of room temperature storage on the carton label.
 - Do not use beyond the expiration date on the carton and vial labels, or end of the period for room temperature storage, whichever comes first.
- This product does not contain a preservative and must be used within 4 hours after reconstitution. Do not refrigerate or freeze the reconstituted solution.

17 PATIENT COUNSELING INFORMATION

See FDA-approved patient labeling (Patient Product Information)

- Inform patients of the signs and symptoms of allergic hypersensitivity reactions, such as urticaria, rash, tightness of the chest, wheezing, hypotension and/or anaphylaxis experienced during or after injection of Corifact [see *Warnings and Precautions (5.1)*].
- Inform patients of the signs and symptoms of immunogenicity such as breakthrough bleeding [see *Warnings and Precautions (5.2)*].
- Inform patients of signs and symptoms of thrombosis, such as limb or abdomen swelling and/or pain, chest pain, shortness of breath, loss of sensation or motor power, altered consciousness, vision, or speech [see *Warnings and Precautions (5.3)*].
- Inform patients that because Corifact is made from human blood, it may carry a risk of transmitting infectious agents, e.g., viruses, and theoretically, the Creutzfeldt-Jakob disease (CJD) agent [see *Warnings and Precautions (5.4) and Description (11)*].

Manufactured by:

CSL Behring GmbH

35041 Marburg Germany
US License No. 1765

Distributed by:
CSL Behring LLC
Kankakee, IL 60901 USA

Corifact®
Factor XIII Concentrate (Human)

This leaflet summarizes important information about Corifact. Please read it carefully before using Corifact and each time you get a refill. There may be new information provided. This information does not take the place of talking with your healthcare provider, and it does not include all of the important information about Corifact. If you have any questions after reading this, ask your healthcare provider.

What is Corifact?

Corifact is an injectable medicine used for routine prophylactic treatment and peri-operative management of surgical bleeding in adults and pediatric patients with congenital Factor XIII (FXIII) deficiency. Corifact is a coagulation FXIII concentrate made from human plasma, and has important functions in hemostasis (stopping of bleeding).

Who should not use Corifact?

You should not use Corifact if you have experienced hypersensitivity (allergy) reactions, including anaphylactic or severe systemic reactions to human plasma-derived products.

What should I tell my healthcare provider before Corifact is given?

Tell your healthcare provider about all of your medical conditions, including:

- If you are pregnant or planning to become pregnant. It has not been established if Corifact can harm your unborn baby.
- Labor and Delivery: Safety and effectiveness in labor and delivery have not been established.
- Breast feeding: It has not been established if Corifact passes into your milk.

Tell your healthcare provider and pharmacist about all of the medicines you take, including all prescription and non-prescription medicines such as over-the-counter medicines, supplements, or herbal remedies.

How is Corifact given?

Corifact is administered into your vein (intravenous injection). Before infusing, Corifact is dissolved using sterile water provided in the package. Your healthcare provider will prescribe the dose that you receive.

What could be the possible side effects of Corifact?

Call your healthcare provider or the emergency department right away if you have any of the following symptoms after using Corifact:

- shortness of breath
- rash
- pruritus (itching)
- erythema (redness of the skin)
- fainting/dizziness
- chest pain
- signs of a blood clot including pain, swelling, warmth, redness, or a lump in your legs or arms.

Other possible side effects may include:

- chills/rise in temperature
- arthralgia (joint pain)

- headache
- breakthrough bleeding and pain resulting from formation of antibodies against Corifact.

Because Corifact is made from human blood, it may carry a risk of transmitting infectious agents, e.g., viruses, and, theoretically, the Creutzfeldt-Jakob (CJD) agent.

These are not all the possible side effects of Corifact.

Tell your healthcare provider about any side effect that bothers you or that does not go away. You can also report side effects to the FDA at 1-800-FDA-1088.

What else should I know about Corifact?

Medicines are sometimes prescribed for purposes other than those listed here. Do not use Corifact for a condition for which it is not prescribed. Do not share Corifact with other people, even if they have the same symptoms that you have.

This leaflet summarizes the most important information about Corifact. If you would like more information, talk to your healthcare provider. You can ask your healthcare provider or pharmacist for information about Corifact that was written for healthcare professionals.

Talk to your healthcare provider before traveling.

Manufactured by:

CSL Behring GmbH
35041 Marburg Germany
US License No. 1765

Distributed by:

CSL Behring LLC
Kankakee, IL 60901 USA

Revised: 7/2016

PRINCIPAL DISPLAY PANEL - 1600 IU Single-Use Vial Label

Factor XIII Concentrate (Human)

Corifact®

For Intravenous Use Only

Rx only

Each Corifact® single-use vial contains 1000–1600 International Units (units) of lyophilized Factor XIII concentrate for reconstitution with 20 mL of Sterile Water for Injection, USP. Store Corifact® in a refrigerator at 2–8°C (36–46°F). Corifact® is stable for 36 months, up to the expiration date on the carton and vial labels. Do not use if the reconstituted solution is cloudy or contains particulates. Do not freeze. Protect from light. Contains no preservative.

↑ Corifact®

LOT:

Factor XIII:
units per vial

EXP:

LOT:



63833-528-01

Factor XIII Concentrate (Human) Corifact®

For Intravenous Use Only

Rx only

Each Corifact® single-use vial contains 1000–1600 International Units (units) of lyophilized Factor XIII concentrate for reconstitution with 20 mL of Sterile Water for Injection, USP. Store Corifact® in a refrigerator at 2–8°C (36–46°F). Corifact® is stable for 36 months, up to the expiration date on the carton and vial labels. Do not use if the reconstituted solution is cloudy or contains particulates. Do not freeze. Protect from light. Contains no preservative.

Manufactured by: CSL Behring GmbH
35041 Marburg, Germany
US License No. 1765
Distributed by: CSL Behring LLC
Kankakee, IL 60901 USA

F5790 Q46 A

PRINCIPAL DISPLAY PANEL - Kit Carton

NDC 63833-518-02

**Factor XIII Concentrate
(Human)**

Corifact®

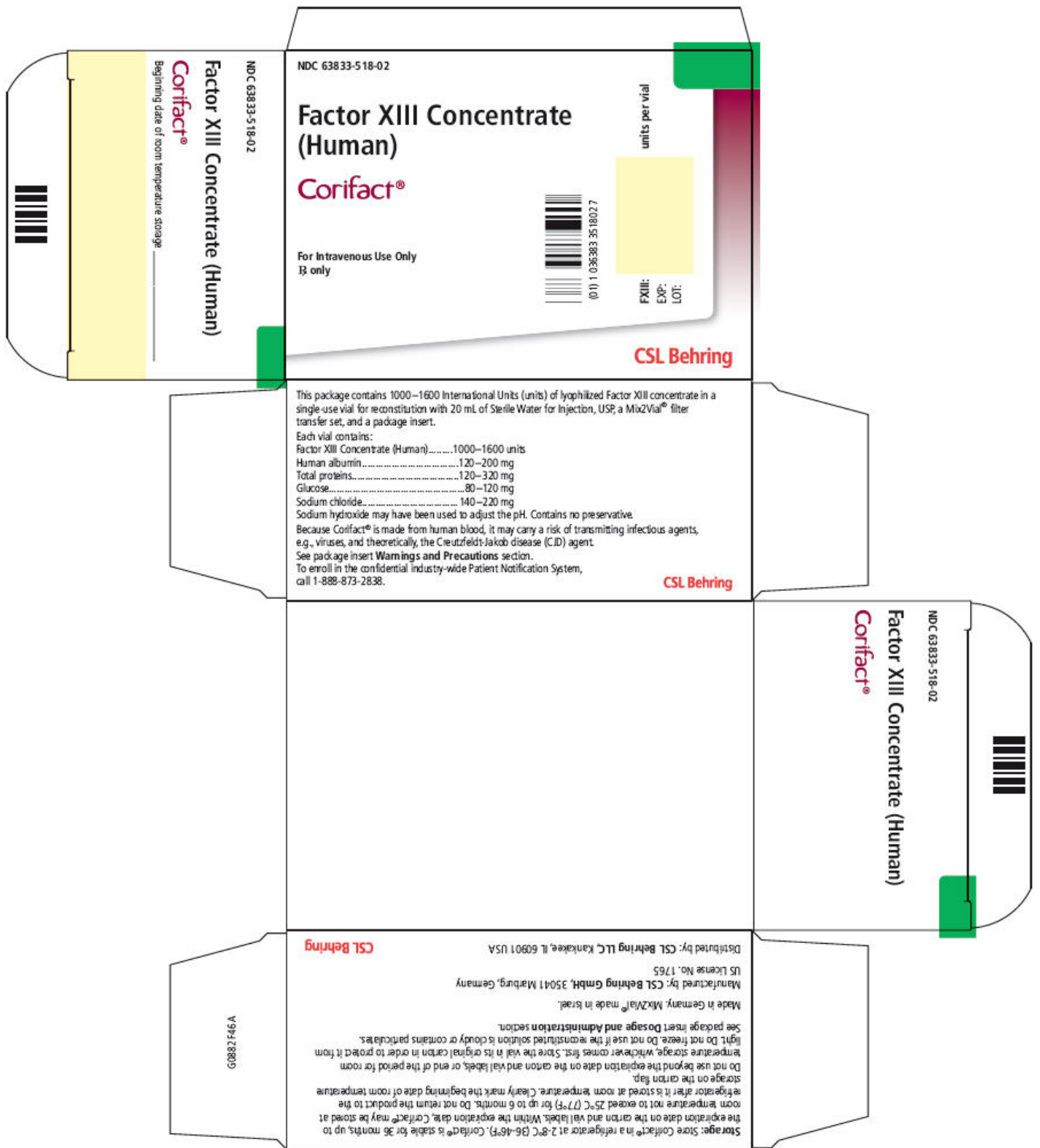
**For Intravenous Use Only
Rx only**

**FXIII:
units per vial**

EXP:

LOT:

CSL Behring



CORIFACT

factor xiii concentrate (human) kit

Product Information

Product Type	PLASMA DERIVATIVE	Item Code (Source)	NDC:63833-518
---------------------	-------------------	---------------------------	---------------

Packaging

#	Item Code	Package Description	Marketing Start Date	Marketing End Date
1	NDC:63833-518-02	1 in 1 CARTON		

Quantity of Parts

Part #	Package Quantity	Total Product Quantity
Part 1	1 VIAL, SINGLE-USE	20 mL
Part 2	1 VIAL, SINGLE-USE	20 mL

Part 1 of 2**FACTOR XIII CONCENTRATE (HUMAN)**

factor xiii concentrate (human) injection, powder, lyophilized, for solution

Product Information

Item Code (Source)	NDC:63833-528
Route of Administration	INTRAVENOUS

Active Ingredient/Active Moiety

Ingredient Name	Basis of Strength	Strength
Factor XIII Concentrate (Human) (UNII: F7R0FBC1XD) (Factor XIII Concentrate (Human) - UNII:F7R0FBC1XD)	Factor XIII Concentrate (Human)	1600 [iU] in 20 mL

Inactive Ingredients

Ingredient Name	Strength
Albumin Human (UNII: ZIF514RVZR)	200 [iU] in 20 mL
Sodium Chloride (UNII: 451W47IQ8X)	
Sodium Hydroxide (UNII: 55X04QC32I)	

Packaging

#	Item Code	Package Description	Marketing Start Date	Marketing End Date
1	NDC:63833-528-01	20 mL in 1 VIAL, SINGLE-USE; Type 0: Not a Combination Product		

Marketing Information

Marketing Category	Application Number or Monograph Citation	Marketing Start Date	Marketing End Date
BLA	BLA125385	02/17/2011	

Part 2 of 2

WATER

water liquid

Product Information

Item Code (Source) NDC:63833-734

Route of Administration INTRAVENOUS

Inactive Ingredients

Ingredient Name	Strength
Water (UNII: 059QF0KO0R)	

Packaging

#	Item Code	Package Description	Marketing Start Date	Marketing End Date
1	NDC:63833-734-65	20 mL in 1 VIAL, SINGLE-USE; Type 0: Not a Combination Product		

Marketing Information

Marketing Category	Application Number or Monograph Citation	Marketing Start Date	Marketing End Date
BLA	BLA125385	02/17/2011	

Marketing Information

Marketing Category	Application Number or Monograph Citation	Marketing Start Date	Marketing End Date
BLA	BLA125385	02/17/2011	

Labeler - CSL Behring GmbH (326530474)

Establishment

Name	Address	ID/FEI	Business Operations
CSL Behring GmbH		326530474	MANUFACTURE(63833-518)