

**GLIMEPIRIDE - glimepiride tablet**  
**Florida Pharmaceutical Products, LLC**

-----

**HIGHLIGHTS OF PRESCRIBING INFORMATION**

**These highlights do not include all the information needed to use Glimepiride Tablets USP safely and effectively. See full prescribing information for GLIMEPIRIDE TABLETS.**

**GLIMEPIRIDE tablets, for oral use**

**Initial U.S. Approval: 1995**

-----  
**INDICATIONS AND USAGE**

Glimepiride tablets is a sulfonylurea indicated as an adjunct to diet and exercise to improve glycemic control in adults with type 2 diabetes mellitus (1).

Limitations of Use:

- Not for treating type 1 diabetes mellitus or diabetic ketoacidosis (1). (1)

-----  
**DOSAGE AND ADMINISTRATION**

- Recommended starting dose is 1 or 2 mg once daily. Increase in 1 or 2 mg increments no more frequently than every 1-2 weeks based on glycemic response. Maximum recommended dose is 8 mg once daily. (2.1)
- Administer with breakfast or first meal of the day. (2.1)
- Use 1 mg starting dose and titrate slowly in patients at increased risk for hypoglycemia (e.g., elderly, patients with renal impairment). (2.1)

-----  
**DOSAGE FORMS AND STRENGTHS**

Tablets (scored): 1 mg, 2 mg, 4 mg (3) (3)

-----  
**CONTRAINDICATIONS**

- Hypersensitivity to glimepiride or any of the product's ingredients (4)
- Hypersensitivity to sulfonamide derivatives (4)

-----  
**WARNINGS AND PRECAUTIONS**

- Hypoglycemia: May be severe. Ensure proper patient selection, dosing, and instructions, particularly in at-risk populations (e.g., elderly, renally impaired) and when used with other anti-diabetic medications. (5.1)
- Hypersensitivity Reactions: Postmarketing reports include anaphylaxis, angioedema and Stevens-Johnson Syndrome. If a reaction is suspected, promptly discontinue glimepiride tablets, assess for other potential causes for the reaction, and institute alternative treatment for diabetes. (5.2)
- Hemolytic Anemia: Can occur if glucose 6-phosphate dehydrogenase (G6PD) deficient. Consider a non-sulfonylurea alternative. (5.3)
- Potential Increased Risk of Cardiovascular Mortality with Sulfonylureas: Inform patient of risks, benefits and treatment alternatives. (5.4)
- Macrovascular Outcomes: No clinical studies establishing conclusive evidence of macrovascular risk reduction with glimepiride tablets or any other antidiabetic drug. (5.5)

-----  
**ADVERSE REACTIONS**

Common adverse reactions in clinical trials ( $\geq 5\%$  and more common than with placebo) include hypoglycemia, headache, nausea, and dizziness (6.1).

**To report SUSPECTED ADVERSE REACTIONS, contact Florida Pharmaceutical Products, LLC at 1-800-315-0985 or FDA at 1-800-FDA-1088 or [www.fda.gov/medwatch](http://www.fda.gov/medwatch).** (6)

-----  
**DRUG INTERACTIONS**

- Certain medications may affect glucose metabolism, requiring glimepiride tablets dose adjustment and close monitoring of blood glucose. (7.1)
- Miconazole: Severe hypoglycemia can occur when glimepiride tablets and oral miconazole are used concomitantly. (7.2)
- Cytochrome P450 2C9 interactions: Inhibitors and inducers of cytochrome P450 2C9 may affect glycemic control by altering glimepiride plasma concentrations. (7.3)
- Colesevelam: Coadministration may reduce glimepiride absorption. Glimepiride tablets should be administered at least 4 hours prior to colesevelam. (2.1, 7.4)

-----**USE IN SPECIFIC POPULATIONS**-----

- Pediatric Patients: Not recommended because of adverse effects on body weight and hypoglycemia. (8.4)
- Geriatric or Renally Impaired Patients: At risk for hypoglycemia with glimepiride. Use caution in dose selection and titration, and monitor closely. (8.5, 8.6)

(8)

See 17 for **PATIENT COUNSELING INFORMATION**.

Revised: 6/2023

---

**FULL PRESCRIBING INFORMATION: CONTENTS\***

**1 INDICATIONS & USAGE**

**2 DOSAGE & ADMINISTRATION**

2.1 Recommended Dosing

**3 DOSAGE FORMS & STRENGTHS**

**4 CONTRAINDICATIONS**

**5 WARNINGS AND PRECAUTIONS**

5.1 Hypoglycemia

5.2 Hypersensitivity Reactions

5.3 Hemolytic Anemia

5.4 Increased Risk of Cardiovascular Mortality with Sulfonylureas

5.5 Macrovascular Outcomes

**6 ADVERSE REACTIONS**

6.1 Clinical Trials Experience

6.2 Post marketing Experience

**7 DRUG INTERACTIONS**

7.1 Drugs Affecting Glucose Metabolism

7.2 Miconazole

7.3 Cytochrome P450 2C9 Interaction

7.4 Concomitant Administration of Colesevelam

**8 USE IN SPECIFIC POPULATIONS**

8.1 Pregnancy

8.2 Lactation

8.4 Pediatric Use

8.5 Geriatric Use

8.6 Renal Impairment

**10 OVERDOSAGE**

**11 DESCRIPTION**

**12 CLINICAL PHARMACOLOGY**

12.1 Mechanism of Action

12.2 Pharmacodynamics

12.3 Pharmacokinetics

**13 NONCLINICAL TOXICOLOGY**

13.1 Carcinogenesis & Mutagenesis & Impairment Of Fertility

**14 CLINICAL STUDIES**

14.1 Monotherapy

**16 HOW SUPPLIED/STORAGE AND HANDLING**

**17 PATIENT COUNSELING INFORMATION**

\* Sections or subsections omitted from the full prescribing information are not listed.

---

## FULL PRESCRIBING INFORMATION

### 1 INDICATIONS & USAGE

Glimepiride tablets are indicated as an adjunct to diet and exercise to improve glycemic control in adults with type 2 diabetes mellitus [see *Clinical Studies (14.1)*].

#### Limitations of Use

Glimepiride tablets should not be used for the treatment of type 1 diabetes mellitus or diabetic ketoacidosis, as it would not be effective in these settings.

### 2 DOSAGE & ADMINISTRATION

#### 2.1 Recommended Dosing

- Glimepiride tablets should be administered with breakfast or the first main meal of the day.
- The recommended starting dose of glimepiride tablets is 1 mg or 2 mg once daily. Patients at increased risk for hypoglycemia (e.g., the elderly or patients with renal impairment) should be started on 1 mg once daily [see *Warnings and Precautions (5.1) and Use in Specific Populations (8.5, 8.6)*].  
After reaching a daily dose of 2 mg, further dose increases can be made in increments of 1 mg or 2 mg based upon the patient's glycemic response. Uptitration should not occur more frequently than every 1 to 2 weeks. A conservative titration scheme is recommended for patients at increased risk for hypoglycemia [see *Warnings and Precautions (5.1) and Use in Specific Populations (8.5, 8.6)*].
- The maximum recommended dose is 8 mg once daily.
- Patients being transferred to glimepiride tablets from longer half-life sulfonylureas (e.g., chlorpropamide) may have overlapping drug effect for 1 to 2 weeks and should be appropriately monitored for hypoglycemia.
- When colesevelam is coadministered with glimepiride, maximum plasma concentration and total exposure to glimepiride is reduced. Therefore, glimepiride tablets should be administered at least 4 hours prior to colesevelam.

### 3 DOSAGE FORMS & STRENGTHS

Glimepiride tablets USP are formulated as tablets of:

- 1 mg (Light pink capsule shaped flat-faced, bevelled edged tablets with breakline on both sides and debossed with '1' and '1' on either side of breakline only on one side)
- 2 mg (Yellow coloured capsule shaped flat-faced, bevelled edged tablets with breakline on both sides and debossed with '1' and '2' on either side of breakline only on one side)
- 4 mg (White capsule shaped flat-faced, bevelled edged tablets with breakline on both sides and debossed with '1' and '4' on either side of breakline only on one side)

### 4 CONTRAINDICATIONS

Glimepiride tablets are contraindicated in patients with a history of a hypersensitivity reaction to:

- Glimepiride or any of the product's ingredients [see *Warnings and Precautions (5.2)*].
- Sulfonamide derivatives: Patients who have developed an allergic reaction to sulfonamide derivatives may develop an allergic reaction to glimepiride tablets. Do not use glimepiride tablets in patients who have a history of an allergic reaction to sulfonamide derivatives.

## **5 WARNINGS AND PRECAUTIONS**

### **5.1 Hypoglycemia**

All sulfonylureas, including glimepiride, can cause severe hypoglycemia [see *Adverse Reactions (6.1)*]. The patient's ability to concentrate and react may be impaired as a result of hypoglycemia. These impairments may present a risk in situations where these abilities are especially important, such as driving or operating other machinery. Severe hypoglycemia can lead to unconsciousness or convulsions and may result in temporary or permanent impairment of brain function or death.

Patients must be educated to recognize and manage hypoglycemia. Use caution when initiating and increasing glimepiride doses in patients who may be predisposed to hypoglycemia (e.g., the elderly, patients with renal impairment, patients on other anti-diabetic medications). Debilitated or malnourished patients, and those with adrenal, pituitary, or hepatic impairment are particularly susceptible to the hypoglycemic action of glucose-lowering medications. Hypoglycemia is also more likely to occur when caloric intake is deficient, after severe or prolonged exercise, or when alcohol is ingested.

Early warning symptoms of hypoglycemia may be different or less pronounced in patients with autonomic neuropathy, the elderly, and in patients who are taking beta-adrenergic blocking medications or other sympatholytic agents. These situations may result in severe hypoglycemia before the patient is aware of the hypoglycemia.

### **5.2 Hypersensitivity Reactions**

There have been postmarketing reports of hypersensitivity reactions in patients treated with glimepiride, including serious reactions such as anaphylaxis, angioedema, and Stevens-Johnson Syndrome [see *Adverse Reactions (6.2)*]. If a hypersensitivity reaction is suspected, promptly discontinue glimepiride, assess for other potential causes for the reaction, and institute alternative treatment for diabetes.

### **5.3 Hemolytic Anemia**

Sulfonylureas can cause hemolytic anemia in patients with glucose 6-phosphate dehydrogenase (G6PD) deficiency. Because glimepiride is a sulfonylurea, use caution in patients with G6PD deficiency and consider the use of a non-sulfonylurea alternative. There are also postmarketing reports of hemolytic anemia in patients receiving glimepiride who did not have known G6PD deficiency [see *Adverse Reactions (6.2)*].

### **5.4 Increased Risk of Cardiovascular Mortality with Sulfonylureas**

The administration of oral hypoglycemic drugs has been reported to be associated with increased cardiovascular mortality as compared to treatment with diet alone or diet plus insulin. This warning is based on the study conducted by the University Group Diabetes

Program (UGDP), a long-term, prospective clinical trial designed to evaluate the effectiveness of glucose-lowering drugs in preventing or delaying vascular complications in patients with non-insulin-dependent diabetes. The study involved 823 patients who were randomly assigned to one of four treatment groups.

UGDP reported that patients treated for 5 to 8 years with diet plus a fixed dose of tolbutamide (1.5 grams per day) had a rate of cardiovascular mortality approximately 2 and a half times that of patients treated with diet alone. A significant increase in total mortality was not observed, but the use of tolbutamide was discontinued based on the increase in cardiovascular mortality, thus limiting the opportunity for the study to show an increase in overall mortality. Despite controversy regarding the interpretation of these results, the findings of the UGDP study provide an adequate basis for this warning. The patient should be informed of the potential risks and advantages of glimepiride and of alternative modes of therapy.

Although only one drug in the sulfonylurea class (tolbutamide) was included in this study, it is prudent from a safety standpoint to consider that this warning may also apply to other oral hypoglycemic drugs in this class, in view of their close similarities in mode of action and chemical structure.

## **5.5 Macrovascular Outcomes**

There have been no clinical studies establishing conclusive evidence of macrovascular risk reduction with glimepiride or any other anti-diabetic drug.

## **6 ADVERSE REACTIONS**

The following serious adverse reactions are discussed in more detail below and elsewhere in the labeling:

- Hypoglycemia [see *Warnings and Precautions* (5.1)]
- Hemolytic anemia [see *Warnings and Precautions* (5.3)]

### **6.1 Clinical Trials Experience**

Because clinical trials are conducted under widely varying conditions, adverse reaction rates observed in the clinical trials of a drug cannot be directly compared to rates in the clinical trials of another drug and may not reflect the rates observed in practice. Approximately 2,800 patients with type 2 diabetes have been treated with glimepiride in the controlled clinical trials. In these trials, approximately 1,700 patients were treated with glimepiride for at least 1 year. In clinical trials, the most common adverse reactions with glimepiride were hypoglycemia, dizziness, asthenia, headache, and nausea. Table 1 summarizes adverse events, other than hypoglycemia, that were reported in 11 pooled placebo-controlled trials, whether or not considered to be possibly or probably related to study medication. Treatment duration ranged from 13 weeks to 12 months. Terms that are reported represent those that occurred at an incidence of  $\geq 5\%$  among glimepiride-treated patients and more commonly than in patients who received placebo.

**Table 1. Eleven Pooled Placebo-Controlled Trials ranging from 13 weeks to 12 months: Adverse Events (Excluding Hypoglycemia) Occurring in  $\geq 5\%$  of Glimepiride-treated Patients and at a Greater Incidence than with Placebo**

	<b>Glimepiride N=745 %</b>	<b>Placebo N=294 %</b>
Headache	8.2	7.8
Accidental Injury <sup>†</sup>	5.8	3.4
Flu Syndrome	5.4	4.4
Nausea	5.0	3.4
Dizziness	5.0	2.4

\*Glimepiride doses ranged from 1-16 mg administered daily

<sup>†</sup>Insufficient information to determine whether any of the accidental injury events were associated with hypoglycemia

#### Hypoglycemia

In a randomized, double-blind, placebo-controlled monotherapy trial of 14 weeks duration, patients already on sulfonylurea therapy underwent a 3-week washout period then were randomized to glimepiride 1 mg, 4 mg, 8 mg, or placebo. Patients randomized to glimepiride 4 mg or 8 mg underwent forced-titration from an initial dose of 1 mg to these final doses, as tolerated [ see *Clinical Studies (14.1)*]. The overall incidence of possible hypoglycemia (defined by the presence of at least one symptom that the investigator believed might be related to hypoglycemia; a concurrent glucose measurement was not required) was 4% for glimepiride 1 mg, 17% for glimepiride 4 mg, 16% for glimepiride 8 mg and 0% for placebo. All of these events were self-treated.

In a randomized, double-blind, placebo-controlled monotherapy trial of 22 weeks duration, patients received a starting dose of either 1 mg glimepiride or placebo daily. The dose of glimepiride was titrated to a target fasting plasma glucose of 90-150 mg/dL. Final daily doses of glimepiride were 1, 2, 3, 4, 6, or 8 mg [see *Clinical Studies (14.1)*]. The overall incidence of possible hypoglycemia (as defined above for the 14-week trial) for glimepiride vs. placebo was 19.7% vs. 3.2%. All of these events were self-treated.

#### Weight gain

Glimepiride, like all sulfonylureas, can cause weight gain [see *Clinical Studies (14.1)*].

#### Allergic Reactions

In clinical trials, allergic reactions, such as pruritus, erythema, urticaria, and morbilliform or maculopapular eruptions, occurred in less than 1% of glimepiride-treated patients. These may resolve despite continued treatment with glimepiride. There are postmarketing reports of more serious allergic reactions (e.g., dyspnea, hypotension, shock) [see *Warnings and Precautions (5.2)*].

#### Laboratory Tests

Elevated serum alanine aminotransferase (ALT)

In 11 pooled placebo-controlled trials of glimepiride, 1.9% of glimepiride-treated patients and 0.8% of placebo-treated patients developed serum ALT greater than 2 times the upper limit of the reference range.

## 6.2 Post marketing Experience

The following adverse reactions have been identified during post-approval use of glimepiride. Because these reactions are reported voluntarily from a population of uncertain size, it is not always possible to reliably estimate their frequency or establish a causal relationship to drug exposure.

- Serious hypersensitivity reactions, including anaphylaxis, angioedema, and Stevens-Johnson Syndrome [see *Warnings and Precautions* (5.2)]
- Hemolytic anemia in patients with and without G6PD deficiency [see *Warnings and Precautions* (5.3)]
- Impairment of liver function (e.g., with cholestasis and jaundice), as well as hepatitis, which may progress to liver failure
- Porphyria cutanea tarda, photosensitivity reactions and allergic vasculitis
- Leukopenia, agranulocytosis, aplastic anemia, and pancytopenia
- Thrombocytopenia (including severe cases with platelet count less than 10,000/ $\mu$ L) and thrombocytopenic purpura
- Hepatic porphyria reactions and disulfiram-like reactions
- Hyponatremia and syndrome of inappropriate antidiuretic hormone secretion (SIADH), most often in patients who are on other medications or who have medical conditions known to cause hyponatremia or increase release of antidiuretic hormone
- Dysgeusia
- Alopecia

## 7 DRUG INTERACTIONS

### 7.1 Drugs Affecting Glucose Metabolism

A number of medications affect glucose metabolism and may require glimepiride dose adjustment and particularly close monitoring for hypoglycemia or worsening glycemic control.

The following are examples of medications that may increase the glucose-lowering effect of sulfonylureas including glimepiride, increasing the susceptibility to and/or intensity of hypoglycemia: oral anti-diabetic medications, pramlintide acetate, insulin, angiotensin converting enzyme (ACE) inhibitors, H<sub>2</sub> receptor antagonists, fibrates, propoxyphene, pentoxifylline, somatostatin analogs, anabolic steroids and androgens, cyclophosphamide, phenyramidol, guanethidine, fluconazole, sulfapyrazone, tetracyclines, clarithromycin, disopyramide, quinolones, and those drugs that are highly protein-bound, such as fluoxetine, nonsteroidal anti-inflammatory drugs, salicylates, sulfonamides, chloramphenicol, coumarins, probenecid and monoamine oxidase inhibitors. When these medications are administered to a patient receiving glimepiride, monitor the patient closely for hypoglycemia. When these medications are withdrawn from a patient receiving glimepiride, monitor the patient closely for worsening glycemic control.

The following are examples of medications that may reduce the glucose-lowering effect of sulfonylureas including glimepiride, leading to worsening glycemic control: danazol,

glucagon, somatropin, protease inhibitors, atypical antipsychotic medications (e.g., olanzapine and clozapine), barbiturates, diazoxide, laxatives, rifampin, thiazides and other diuretics, corticosteroids, phenothiazines, thyroid hormones, estrogens, oral contraceptives, phenytoin, nicotinic acid, sympathomimetics (e.g., epinephrine, albuterol, terbutaline), and isoniazid. When these medications are administered to a patient receiving glimepiride, monitor the patient closely for worsening glycemic control. When these medications are withdrawn from a patient receiving glimepiride, monitor the patient closely for hypoglycemia.

Beta-blockers, clonidine, and reserpine may lead to either potentiation or weakening of glimepiride's glucose-lowering effect.

Both acute and chronic alcohol intake may potentiate or weaken the glucose-lowering action of glimepiride in an unpredictable fashion.

The signs of hypoglycemia may be reduced or absent in patients taking sympatholytic drugs such as beta-blockers, clonidine, guanethidine, and reserpine.

## **7.2 Miconazole**

A potential interaction between oral miconazole and sulfonylureas leading to severe hypoglycemia has been reported. Whether this interaction also occurs with other dosage forms of miconazole is not known

## **7.3 Cytochrome P450 2C9 Interaction**

There may be an interaction between glimepiride and inhibitors (e.g., fluconazole) and inducers (e.g., rifampin) of cytochrome P450 2C9. Fluconazole may inhibit the metabolism of glimepiride, causing increased plasma concentrations of glimepiride which may lead to hypoglycemia. Rifampin may induce the metabolism of glimepiride, causing decreased plasma concentrations of glimepiride which may lead to worsening glycemic control.

## **7.4 Concomitant Administration of Colesevelam**

Colesevelam can reduce the maximum plasma concentration and total exposure of glimepiride when the two are coadministered. However, absorption is not reduced when glimepiride is administered 4 hours prior to colesevelam. Therefore, glimepiride should be administered at least 4 hours prior to colesevelam.

# **8 USE IN SPECIFIC POPULATIONS**

## **8.1 Pregnancy**

### Risk Summary

Available data from a small number of published studies and postmarketing experience with glimepiride tablets use in pregnancy over decades have not identified any drug



associated risks for major birth defects, miscarriage, or adverse maternal outcomes. However, sulfonylureas (including glimepiride) cross the placenta and have been associated with neonatal adverse reactions such as hypoglycemia. Therefore, glimepiride tablets should be discontinued at least two weeks before expected delivery (*see Clinical Considerations*). Poorly controlled diabetes in pregnancy is also associated with risks to the mother and fetus (*see Clinical Considerations*). In animal studies (*see Data*), there were no effects on embryo-fetal development following administration of glimepiride to pregnant rats and rabbits at oral doses approximately 4000 times and 60 times the maximum human dose based on body surface area, respectively. However, fetotoxicity was observed in rats and rabbits at doses 50 times and 0.1 times the maximum human dose, respectively.

The estimated background risk of major birth defects is 6% to 10% in women with pre-gestational diabetes with a HbA1c >7% and has been reported to be as high as 20% to 25% in women with a HbA1c >10%. The estimated background risk of miscarriage for the indicated population is unknown. In the U.S. general population, the estimated background risk of major birth defects and miscarriage in clinically recognized pregnancies is 2% to 4% and 15% to 20%, respectively.

### Clinical Considerations

#### Disease-associated maternal and/or embryo-fetal risk

Poorly controlled diabetes in pregnancy increases the maternal risk for diabetic ketoacidosis, preeclampsia, spontaneous abortions, preterm delivery, and delivery complications. Poorly controlled diabetes increases the fetal risk for major birth defects, still birth, and macrosomia-related morbidity.

#### Fetal/neonatal adverse reactions

Neonates of women with gestational diabetes who are treated with sulfonylureas during pregnancy may be at increased risk for neonatal intensive care admission and may develop respiratory distress, hypoglycemia, birth injury, and be large for gestational age. Prolonged severe hypoglycemia, lasting 4–10 days, has been reported in neonates born to mothers receiving a sulfonylurea at the time of delivery and has been reported with the use of agents with a prolonged half-life. Observe newborns for symptoms of hypoglycemia and respiratory distress and manage accordingly.

#### Dose adjustments during pregnancy and the postpartum period

Due to reports of prolonged severe hypoglycemia in neonates born to mothers receiving a sulfonylurea at the time of delivery, glimepiride tablets should be discontinued at least two weeks before expected delivery (*see Fetal/Neonatal Adverse Reactions*).

### Data

#### - Animal data

In animal studies, there was no increase in congenital anomalies, but an increase in fetal deaths occurred in rats and rabbits at glimepiride doses 50 times (rats) and 0.1 times (rabbits) the maximum recommended human dose (based on body surface area). This fetotoxicity was observed only at doses inducing maternal hypoglycemia and is believed

to be directly related to the pharmacologic (hypoglycemic) action of glimepiride, as has been similarly noted with other sulfonylureas.

## 8.2 Lactation

### Risk Summary

Breastfed infants of lactating women using glimepiride tablets should be monitored for symptoms of hypoglycemia (*see Clinical Considerations*). It is not known whether glimepiride is excreted in human milk and there are no data on the effects of glimepiride on milk production. Glimepiride is present in rat milk [*see Data*]. The developmental and health benefits of breastfeeding should be considered along with the mother's clinical need for glimepiride tablets and any potential adverse effects on the breastfed child from glimepiride tablets or from the underlying maternal condition.

### Clinical Considerations

Monitoring for adverse reactions

Monitor breastfed infants for signs of hypoglycemia (e.g., jitters, cyanosis, apnea, hypothermia, excessive sleepiness, poor feeding, seizures).

### Data

During prenatal and postnatal studies in rats, significant concentrations of glimepiride were present in breast milk and the serum of the pups. Offspring of rats exposed to high levels of glimepiride during pregnancy and lactation developed skeletal deformities consisting of shortening, thickening, and bending of the humerus during the postnatal period. These skeletal deformations were determined to be the result of nursing from mothers exposed to glimepiride.

## 8.4 Pediatric Use

The pharmacokinetics, efficacy and safety of glimepiride have been evaluated in pediatric patients with type 2 diabetes as described below. Glimepiride is not recommended in pediatric patients because of its adverse effects on body weight and hypoglycemia.

The pharmacokinetics of a 1 mg single dose of glimepiride was evaluated in 30 patients with type 2 diabetes (male = 7; female = 23) between ages 10 and 17 years. The mean ( $\pm$  SD)  $AUC_{(0-last)}$  ( $339 \pm 203$  ng·hr/mL),  $C_{max}$  ( $102 \pm 48$  ng/mL) and  $t_{1/2}$  ( $3.1 \pm 1.7$  hours) for glimepiride were comparable to historical data from adults ( $AUC_{(0-last)}$   $315 \pm 96$  ng·hr/mL,  $C_{max}$   $103 \pm 34$  ng/mL, and  $t_{1/2}$   $5.3 \pm 4.1$  hours).

The safety and efficacy of glimepiride in pediatric patients was evaluated in a single-blind, 24-week trial that randomized 272 patients (8-17 years of age) with type 2 diabetes to glimepiride (n=135) or metformin (n=137). Both treatment-naïve patients (those treated with only diet and exercise for at least 2 weeks prior to randomization) and previously treated patients (those previously treated or currently treated with other oral antidiabetic medications for at least 3 months) were eligible to participate. Patients who were receiving oral antidiabetic agents at the time of study entry discontinued these medications before randomization without a washout period. Glimepiride was initiated at 1 mg, and then titrated up to 2, 4, or 8 mg (mean last dose 4 mg) through Week 12, targeting a self-monitored fasting fingerstick blood glucose < 126 mg/dL. Metformin was initiated at 500 mg twice daily and titrated at Week 12 up to 1000 mg twice daily (mean last dose 1365 mg).

After 24 weeks, the overall mean treatment difference in HbA1c between glimepiride and metformin was 0.2%, favoring metformin (95% confidence interval -0.3% to +0.6%). Based on these results, the trial did not meet its primary objective of showing a similar reduction in HbA1c with glimepiride compared to metformin.

<b>Table 2. Change from Baseline in HbA1c and Body Weight in Pediatric Patients Taking Glimepiride or Metformin</b>		
	<b>Metformin</b>	<b>Glimepiride</b>
<b>Treatment-Naïve Patients*</b>	N=69	N=72
<b>HbA1c(%)</b>		
Baseline (mean)	8.2	8.3
Change from baseline (adjusted LS mean) <sup>†</sup>	-1.2	-1.0
Adjusted Treatment Difference <sup>‡</sup> (95%CI)	0.2 (-0.3; 0.6)	
<b>Previously Treated Patients*</b>	N=57	N=55
<b>HbA1c(%)</b>		
Baseline (mean)	9.0	8.7
Change from baseline (adjusted LS mean) <sup>†</sup>	-0.2	0.2
Adjusted Treatment Difference <sup>‡</sup> (95%CI)	0.4 (-0.4; 1.2)	
<b>Body Weight (kg)*</b>	N=126	N=129
Baseline (mean)	67.3	66.5
Change from baseline (adjusted LS mean) <sup>†</sup>	0.7	2.0
Adjusted Treatment Difference <sup>‡</sup> (95% CI)	1.3 (0.3; 2.3)	

\* Intent-to-treat population using last-observation-carried-forward for missing data (glimepiride, n=127; metformin, n=126)

<sup>†</sup> adjusted for baseline HbA1c and Tanner Stage

<sup>‡</sup> Difference is glimepiride - metformin with positive differences favoring metformin

The profile of adverse reactions in pediatric patients treated with glimepiride was similar to that observed in adults [see *Adverse Reactions (6)*].

Hypoglycemic events documented by blood glucose values <36 mg/dL were observed in 4% of pediatric patients treated with glimepiride and in 1% of pediatric patients treated with metformin. One patient in each treatment group experienced a severe hypoglycemic episode (severity was determined by the investigator based on observed signs and symptoms).

## 8.5 Geriatric Use

In clinical trials of glimepiride, 1053 of 3491 patients (30%) were >65 years of age. No overall differences in safety or effectiveness were observed between these patients and younger patients, but greater sensitivity of some older individuals cannot be ruled out.

There were no significant differences in glimepiride pharmacokinetics between patients

with type 2 diabetes  $\leq 65$  years (n=49) and those  $>65$  years (n=42) [see *Clinical Pharmacology (12.3)*].

Glimepiride is substantially excreted by the kidney. Elderly patients are more likely to have renal impairment. In addition, hypoglycemia may be difficult to recognize in the elderly [see *Dosage and Administration (2.1)* and *Warnings and Precautions (5.1)*]. Use caution when initiating glimepiride and increasing the dose of glimepiride in this patient population.

## 8.6 Renal Impairment

To minimize the risk of hypoglycemia, the recommended starting dose of glimepiride is 1 mg daily for all patients with type 2 diabetes and renal impairment [see *Dosage and Administration (2.1)* and *Warnings and Precautions (5.1)*].

A multiple-dose titration study was conducted in 16 patients with type 2 diabetes and renal impairment using doses ranging from 1 mg to 8 mg daily for 3 months. Baseline creatinine clearance ranged from 10-60 mL/min. The pharmacokinetics of glimepiride was evaluated in the multiple-dose titration study and the results were consistent with those observed in patients enrolled in a single-dose study. In both studies, the relative total clearance of glimepiride increased when kidney function was impaired. Both studies also demonstrated that the elimination of the two major metabolites was reduced in patients with renal impairment [see *Clinical Pharmacology (12.3)*].

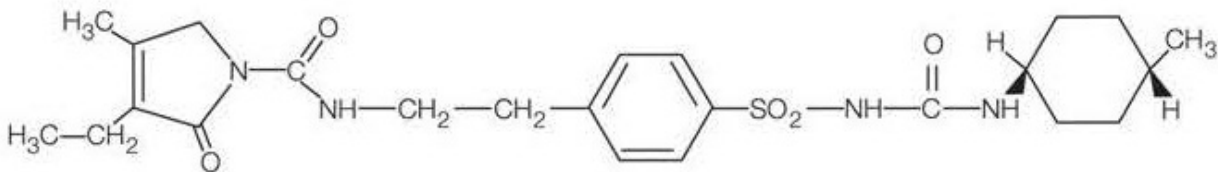
## 10 OVERDOSAGE

An overdose of glimepiride, as with other sulfonylureas, can produce severe hypoglycemia. Mild episodes of hypoglycemia can be treated with oral glucose. Severe hypoglycemic reactions constitute medical emergencies requiring immediate treatment. Severe hypoglycemia with coma, seizure, or neurological impairment can be treated with glucagon or intravenous glucose. Continued observation and additional carbohydrate intake may be necessary because hypoglycemia may recur after apparent clinical recovery [see *Warnings and Precautions (5.1)*].

## 11 DESCRIPTION

Glimepiride tablets USP is an oral sulfonylurea that contains the active ingredient glimepiride. Chemically, glimepiride is identified as 1-[[p-[2-(3-ethyl-4-methyl-2-oxo-3-pyrroline-1-carboxamido) ethyl]phenyl]sulfonyl]-3-(trans-4-methylcyclohexyl)urea ( $C_{24}H_{34}N_4O_5S$ ) with a molecular weight of 490.62. Glimepiride is a white to yellowish-white, crystalline, odorless to practically odorless powder and is practically insoluble in water.

The structural formula is:



Glimepiride tablets USP contain the active ingredient glimepiride and the following inactive ingredients: lactose monohydrate, polysorbate 80, sodium starch glycolate, povidone, microcrystalline cellulose, and magnesium stearate. In addition, Glimepiride 1 mg tablets contain Ferric Oxide Red and glimepiride 2 mg tablets contain Ferric Oxide Yellow.

## 12 CLINICAL PHARMACOLOGY

### 12.1 Mechanism of Action

Glimepiride primarily lowers blood glucose by stimulating the release of insulin from pancreatic beta cells. Sulfonylureas bind to the sulfonylurea receptor in the pancreatic beta-cell plasma membrane, leading to closure of the ATP-sensitive potassium channel, thereby stimulating the release of insulin.

### 12.2 Pharmacodynamics

In healthy subjects, the time to reach maximal effect (minimum blood glucose concentrations) was approximately 2-3 hours after single oral doses of glimepiride. The effects of glimepiride on HbA1c, fasting plasma glucose, and postprandial glucose have been assessed in clinical trials [see *Clinical Studies (14)*].

### 12.3 Pharmacokinetics

#### Absorption

Studies with single oral doses of glimepiride in healthy subjects and with multiple oral doses in patients with type 2 diabetes showed peak drug concentrations ( $C_{max}$ ) 2 to 3 hours postdose. When glimepiride was given with meals, the mean  $C_{max}$  and AUC (area under the curve) were decreased by 8% and 9%, respectively.

Glimepiride does not accumulate in serum following multiple dosing. The pharmacokinetics of glimepiride does not differ between healthy subjects and patients with type 2 diabetes. Clearance of glimepiride after oral administration does not change over the 1 mg to 8 mg dose range, indicating linear pharmacokinetics.

In healthy subjects, the intraindividual and interindividual variabilities of glimepiride pharmacokinetic parameters were 15%–23% and 24%–29%, respectively.

### Distribution

After intravenous dosing in healthy subjects, the volume of distribution (Vd) was 8.8 L (113 mL/kg), and the total body clearance (CL) was 47.8 mL/min. Protein binding was greater than 99.5%.

### Metabolism

Glimepiride is completely metabolized by oxidative biotransformation after either an intravenous or oral dose. The major metabolites are the cyclohexyl hydroxy methyl derivative (M1) and the carboxyl derivative (M2). Cytochrome P450 2C9 is involved in the biotransformation of glimepiride to M1. M1 is further metabolized to M2 by one or several cytosolic enzymes. M2 is inactive. In animals, M1 possesses about one-third of the pharmacological activity of glimepiride, but it is unclear whether M1 results in clinically meaningful effects on blood glucose in humans.

### Excretion

When <sup>14</sup>C-glimepiride was given orally to 3 healthy male subjects, approximately 60% of the total radioactivity was recovered in the urine in 7 days. M1 and M2 accounted for 80%–90% of the radioactivity recovered in the urine. The ratio of M1 to M2 in the urine was approximately 3:2 in two subjects and 4:1 in one subject. Approximately 40% of the total radioactivity was recovered in feces. M1 and M2 accounted for about 70% (ratio of M1 to M2 was 1:3) of the radioactivity recovered in feces. No parent drug was recovered from urine or feces. After intravenous dosing in patients, no significant biliary excretion of glimepiride or its M1 metabolite was observed.

### Specific populations

#### Geriatric Patients

A comparison of glimepiride pharmacokinetics in patients with type 2 diabetes ≤65 years and those >65 years was evaluated in a multiple-dose study using glimepiride 6 mg daily. There were no significant differences in glimepiride pharmacokinetics between the two age groups. The mean AUC at steady state for the older patients was approximately 13% lower than that for the younger patients; the mean weight-adjusted clearance for the older patients was approximately 11% higher than that for the younger patients.

#### Gender

There were no differences between males and females in the pharmacokinetics of glimepiride when adjustment was made for differences in body weight.

#### Race

No studies have been conducted to assess the effects of race on glimepiride pharmacokinetics but in placebo-controlled trials of glimepiride in patients with type 2 diabetes, the reduction in HbA1c was comparable in Caucasians (n = 536), blacks (n = 63), and Hispanics (n = 63).

#### Renal Impairment

In a single-dose, open-label study glimepiride 3 mg was administered to patients with mild, moderate and severe renal impairment as estimated by creatinine clearance (CLcr): Group I consisted of 5 patients with mild renal impairment (CLcr > 50 mL/min), Group II consisted of 3 patients with moderate renal impairment (CLcr = 20–50 mL/min) and Group III consisted of 7 patients with severe renal impairment (CLcr < 20 mL/min). Although, glimepiride serum concentrations decreased with decreasing renal function,

Group III had a 2.3-fold higher mean AUC for M1 and an 8.6-fold higher mean AUC for M2 compared to corresponding mean AUCs in Group I. The apparent terminal half-life ( $T_{1/2}$ ) for glimepiride did not change, while the half-lives for M1 and M2 increased as renal function decreased. Mean urinary excretion of M1 plus M2 as a percentage of dose decreased from 44.4% for Group I to 21.9% for Group II and 9.3% for Group III.

#### Hepatic Impairment

It is unknown whether there is an effect of hepatic impairment on glimepiride pharmacokinetics because the pharmacokinetics of glimepiride has not been adequately evaluated in patients with hepatic impairment.

#### Obese Patients:

The pharmacokinetics of glimepiride and its metabolites were measured in a single-dose study involving 28 patients with type 2 diabetes who either had normal body weight or were morbidly obese. While the  $t_{max}$ , clearance, and volume of distribution of glimepiride in the morbidly obese patients were similar to those in the normal weight group, the morbidly obese had lower  $C_{max}$  and AUC than those of normal body weight. The mean  $C_{max}$ ,  $AUC_{0-24}$ ,  $AUC_{0-\infty}$  values of glimepiride in normal vs. morbidly obese patients were  $547 \pm 218$  ng/mL vs.  $410 \pm 124$  ng/mL,  $3210 \pm 1030$  hours·ng/mL vs.  $2820 \pm 1110$  hours·ng/mL and  $4000 \pm 1320$  hours·ng/mL vs.  $3280 \pm 1360$  hours·ng/mL, respectively.

#### Drug Interactions

##### Aspirin

In a randomized, double-blind, two-period, crossover study, healthy subjects were given either placebo or aspirin 1 gram three times daily for a total treatment period of 5 days. On Day 4 of each study period, a single 1 mg dose of glimepiride was administered. The glimepiride doses were separated by a 14-day washout period. Co-administration of aspirin and glimepiride resulted in a 34% decrease in the mean glimepiride AUC and a 4% decrease in the mean glimepiride  $C_{max}$ .

##### Colesevelam

Concomitant administration of colesevelam and glimepiride resulted in reductions in glimepiride  $AUC_{0-\infty}$  and  $C_{max}$  of 18% and 8%, respectively. When glimepiride was administered 4 hours prior to colesevelam, there was no significant change in glimepiride  $AUC_{0-\infty}$  or  $C_{max}$ , -6% and 3%, respectively [see *Dosage and Administration (2.1)* and *Drug Interactions (7.4)*].

##### Cimetidine and Ranitidine

In a randomized, open-label, 3-way crossover study, healthy subjects received either a single 4 mg dose of glimepiride alone, glimepiride with ranitidine (150 mg twice daily for 4 days; glimepiride was administered on Day 3), or glimepiride with cimetidine (800 mg daily for 4 days; glimepiride was administered on Day 3). Co-administration of cimetidine or ranitidine with a single 4 mg oral dose of glimepiride did not significantly alter the absorption and disposition of glimepiride.

##### Propranolol

In a randomized, double-blind, two-period, crossover study, healthy subjects were given

either placebo or propranolol 40 mg three times daily for a total treatment period of 5 days. On Day 4 of each study period, a single 2 mg dose of glimepiride was administered. The glimepiride doses were separated by a 14-day washout period. Concomitant administration of propranolol and glimepiride significantly increased glimepiride  $C_{max}$ , AUC, and  $T_{1/2}$  by 23%, 22%, and 15%, respectively, and decreased glimepiride CL/f by 18%. The recovery of M1 and M2 from urine was not changed.

### Warfarin

In an open-label, two-way, crossover study, healthy subjects received 4 mg of glimepiride daily for 10 days. Single 25 mg doses of warfarin were administered 6 days before starting glimepiride and on Day 4 of glimepiride administration. The concomitant administration of glimepiride did not alter the pharmacokinetics of R- and S-warfarin enantiomers. No changes were observed in warfarin plasma protein binding. Glimepiride resulted in a statistically significant decrease in the pharmacodynamic response to warfarin. The reductions in mean area under the prothrombin time (PT) curve and maximum PT values during glimepiride treatment were 3.3% and 9.9%, respectively, and are unlikely to be clinically relevant.

## 13 NONCLINICAL TOXICOLOGY

### 13.1 Carcinogenesis & Mutagenesis & Impairment Of Fertility

Studies in rats at doses of up to 5000 parts per million (ppm) in complete feed (approximately 340 times the maximum recommended human dose, based on surface area) for 30 months showed no evidence of carcinogenesis. In mice, administration of glimepiride for 24 months resulted in an increase in benign pancreatic adenoma formation that was dose-related and was thought to be the result of chronic pancreatic stimulation. No adenoma formation in mice was observed at a dose of 320 ppm in complete feed, or 46–54 mg/kg body weight/day. This is at least 28 times the maximum human recommended dose of 8 mg once daily based on surface area.

Glimepiride was non-mutagenic in a battery of *in vitro* and *in vivo* mutagenicity studies (Ames test, somatic cell mutation, chromosomal aberration, unscheduled DNA synthesis, and mouse micronucleus test).

There was no effect of glimepiride on male mouse fertility in animals exposed up to 2500 mg/kg body weight (>1,500 times the maximum recommended human dose based on surface area). Glimepiride had no effect on the fertility of male and female rats administered up to 4000 mg/kg body weight (approximately 4,000 times the maximum recommended human dose based on surface area).

## 14 CLINICAL STUDIES

### 14.1 Monotherapy

A total of 304 patients with type 2 diabetes already treated with sulfonylurea therapy participated in a 14-week, multicenter, randomized, double-blind, placebo-controlled trial evaluating the safety and efficacy of glimepiride monotherapy. Patients discontinued



their sulfonylurea therapy then entered a 3-week placebo washout period followed by randomization into 1 of 4 treatment groups: placebo (n=74), glimepiride 1 mg (n=78), glimepiride 4 mg (n=76), and glimepiride 8 mg (n=76). All patients randomized to glimepiride started 1 mg daily. Patients randomized to glimepiride 4 mg or 8 mg had blinded, forced titration of the glimepiride dose at weekly intervals, first to 4 mg and then to 8 mg, as long as the dose was tolerated, until the randomized dose was reached. Patients randomized to the 4 mg dose reached the assigned dose at Week 2. Patients randomized to the 8 mg dose reached the assigned dose at Week 3. Once the randomized dose level was reached, patients were to be maintained at that dose until Week 14. Approximately 66% of the placebo-treated patients completed the trial compared to 81% of patients treated with glimepiride 1 mg and 92% of patients treated with glimepiride 4 mg or 8 mg. Compared to placebo, treatment with glimepiride 1 mg, 4 mg, and 8 mg daily provided statistically significant improvements in HbA1c compared to placebo (Table 3).

<b>Table 3. 14-week Monotherapy Trial Comparing Glimepiride to Placebo in Patients Previously Treated With Sulfonylurea Therapy<sup>a</sup></b>				
	<b>Placebo (N=74)</b>	<b>Glimepiride</b>		
		<b>1 mg (N=78)</b>	<b>4 mg (N=76)</b>	<b>8 mg (N=76)</b>
<b>HbA1C (%)</b>				
	n=59	n=65	n=65	n=68
Baseline (mean)	8.0	7.9	7.9	8.0
Change from Baseline (adjusted mean <sup>b</sup> )	1.5	0.3	-0.3	-0.4
Difference from Placebo (adjusted mean <sup>b</sup> )		-1.2*	-1.8*	-1.8*
95% confidence interval		(-1.5, -0.8)	(-2.1, -1.4)	(-2.2, -1.5)
<b>Mean Baseline Weight (kg)</b>				
	n=67	n=76	n=75	n=73
Baseline (mean)	85.7	84.3	86.1	85.5
Change from Baseline (adjusted mean <sup>b</sup> )	-2.3	-0.2	0.5	1.0
Difference from Placebo (adjusted mean <sup>b</sup> )		2.0*	2.8*	3.2*
95% confidence interval		(1.4, 2.7)	(2.1, 3.5)	(2.5, 4.0)

<sup>a</sup> Intent-to-treat population using last observation on study

<sup>b</sup> Least squares mean adjusted for baseline value

\* p<0.001

A total of 249 patients who were treatment-naïve or who had received limited treatment with antidiabetic therapy in the past were randomized to receive 22 weeks of treatment with either glimepiride (n=123) or placebo (n=126) in a multicenter, randomized, double-blind, placebo-controlled, dose-titration trial. The starting dose of glimepiride was 1 mg

daily and was titrated upward or downward at 2-week intervals to a goal FPG of 90-150 mg/dL. Blood glucose levels for both FPG and PPG were analyzed in the laboratory. Following 10 weeks of dose adjustment, patients were maintained at their optimal dose (1, 2, 3, 4, 6 or 8 mg) for the remaining 12 weeks of the trial. Treatment with glimepiride provided statistically significant improvements in HbA1c and FPG compared to placebo (Table 4).

<b>Table 4. 22-Week Monotherapy Trial Comparing Glimepiride to Placebo in Patients Who Were Treatment-Naïve or Who Had No Recent Treatment with Antidiabetic Therapy<sup>a</sup></b>		
	<b>Placebo (N=126)</b>	<b>Glimepiride (N=123)</b>
<b>HbA1c (%)</b>	n=97	n=106
Baseline (mean)	9.1	9.3
Change from Baseline (adjusted mean <sup>b</sup> )	-1.11*	-2.2*
Difference from Placebo (adjusted mean <sup>b</sup> )	-1.1*	
95% confidence interval	(-1.5, -0.8)	
<b>Body Weight (kg)</b>		
	n=122	n=119
Baseline (mean)	86.5	87.1
Change from Baseline (adjusted mean <sup>b</sup> )	-0.9	1.8
Difference from Placebo (adjusted mean <sup>b</sup> ) 95% confidence interval	2.7 (1.9, 3.6)	

<sup>a</sup> Intent-to-treat population using last observation on study

<sup>b</sup> Least-squares mean adjusted for baseline value

\* p<0.0001

## 16 HOW SUPPLIED/STORAGE AND HANDLING

Glimepiride tablets USP are available in the following strengths and package sizes:

- 1 mg (Light pink capsule shaped flat-faced, bevelled edged tablets with breakline on both sides and debossed with '1' and '1' on either side of breakline only on one side)

Bottles of 100 (NDC 71921-214-01)

Bottles of 500 (NDC 71921-214-50)

- 2 mg (Yellow coloured capsule shaped flat-faced, bevelled edged tablets with breakline on both sides and debossed with '1' and '2' on either side of breakline only on one side)

Bottles of 100 (NDC 71921-215-01)

Bottles of 500 (NDC 71921-215-50)

- 4 mg (White capsule shaped flat-faced, bevelled edged tablets with breakline on both sides and debossed with '1' and '4' on either side of breakline only on one side)

Bottles of 100 (NDC 71921-216-01)

Bottles of 500 (NDC 71921-216-50)

Store at 20°C- 25°C (68° - 77°F) [See USP Controlled Room Temperature]

Dispense in well-closed containers with safety closures.

## 17 PATIENT COUNSELING INFORMATION

Hypoglycemia

Explain the symptoms and treatment of hypoglycemia as well as conditions that predispose to hypoglycemia. Inform patients that their ability to concentrate and react may be impaired as a result of hypoglycemia and that this may present a risk in situations where these abilities are especially important, such as driving or operating other machinery [see *Warnings and Precautions (5.1)*].

#### Hypersensitivity Reactions

Inform patients that hypersensitivity reactions may occur with glimepiride tablets and that if a reaction occurs to seek medical treatment and discontinue glimepiride tablets [see *Warnings and Precautions (5.2)*].

#### Pregnancy

Advise females of reproductive potential to inform their prescriber of a known or suspected pregnancy [see *Use in Specific Populations (8.1)*].

#### Lactation

Advise breastfeeding women taking glimepiride tablets to monitor breastfed infants for signs of hypoglycemia (e.g., jitters, cyanosis, apnea, hypothermia, excessive sleepiness, poor feeding, seizures) [see *Use in Specific Populations (8.2)*].

#### **Manufactured by:**

Indoco Remedies Limited,  
India.



#### **Manufactured For:**

Florida Pharmaceutical Products, LLC  
Boca Raton, FL 33487  
Toll-free # 1-800-315-0985

Revised: 05/2023

#### **PACKAGE LABEL PRINCIPAL DISPLAY PANEL - 1 mg Tablet Bottle Label**

NDC 71921-214-01  
Glimepiride Tablets USP

**1 mg**

ONCE A DAY

100 Tablets

**Florida Pharmaceutical Products,LLC**

Each uncoated tablet contains:  
Glimepiride USP ..... 1 mg  
**Dosage and Administration:** See package insert for dosage information.  
**WARNING:** Keep out of reach of children.  
**Pharmacist:** Dispense in well-closed container with child-resistant closure.  
**Important:** This package is not child-resistant.  
**Storage:** Store at 20° to 25°C (68° to 77°F) [See USP Controlled Room Temperature]  
**Manufactured For:**  
Florida Pharmaceutical Products, LLC  
Boca Raton, FL 33487  
Toll-free # 1-800-315-0985  
**Manufactured by:**  
Indoco Remedies Limited, India.

NDC 71921-214-01 Rx ONLY

**Glimepiride Tablets USP**

**1 mg**

**ONCE A DAY**  
100 Tablets

2009137  
Code No.: 600DRUGS/218

Revised: 05/2023

**FPP**



N 317192112140113



NDC 71921-215-01

Glimepiride Tablets USP

2 mg

ONCE A DAY

100 Tablets

**Florida Pharmaceutical Products,LLC**

Each uncoated tablet contains:  
Glimepiride USP ..... 2 mg  
**Dosage and Administration:** See package insert for dosage information.  
**WARNING:** Keep out of reach of children.  
**Pharmacist:** Dispense in well-closed container with child-resistant closure.  
**Important:** This package is not child-resistant.  
**Storage:** Store at 20° to 25°C (68° to 77°F) [See USP Controlled Room Temperature]  
**Manufactured For:**  
Florida Pharmaceutical Products, LLC  
Boca Raton, FL 33487  
Toll-free # 1-800-315-0985  
**Manufactured by:**  
Indoco Remedies Limited, India.

NDC 71921-215-01 Rx ONLY

**Glimepiride Tablets USP**

**2 mg**

**ONCE A DAY**  
100 Tablets

2009138  
Code No.: 600DRUGS/318

Revised: 05/2023

**FPP**



N 317192112150110



NDC 71921-216-01

Glimepiride Tablets USP

4 mg

ONCE A DAY

100 Tablets

**Florida Pharmaceutical Products,LLC**

Each uncoated tablet contains:  
Glimepiride USP ..... 4 mg  
**Dosage and Administration:** See package insert for dosage information.  
**WARNING:** Keep out of reach of children.  
**Pharmacist:** Dispense in well-closed container with child-resistant closure.  
**Important:** This package is not child-resistant.  
**Storage:** Store at 20° to 25°C (68° to 77°F) [See USP Controlled Room Temperature]  
**Manufactured For:**  
Florida Pharmaceutical Products, LLC  
Boca Raton, FL 33487  
Toll-free # 1-800-315-0985  
**Manufactured by:**  
Indoco Remedies Limited, India.

NDC 71921-216-01 Rx ONLY

**Glimepiride Tablets USP**


**4 mg**

**ONCE A DAY**  
100 Tablets


2009134  
Code No.: 600DRUGS/318

Revised: 05/2023

**FPP**



N 317192112160117



# GLIMEPIRIDE

glimepiride tablet

## Product Information

<b>Product Type</b>	HUMAN PRESCRIPTION DRUG	<b>Item Code (Source)</b>	NDC:71921-214
<b>Route of Administration</b>	ORAL		

## Active Ingredient/Active Moiety

Ingredient Name	Basis of Strength	Strength
GLIMEPIRIDE (UNII: 6KY687524K) (GLIMEPIRIDE - UNII:6KY687524K)	GLIMEPIRIDE	1 mg

## Inactive Ingredients

Ingredient Name	Strength
LACTOSE MONOHYDRATE (UNII: EWQ57Q8I5X)	
POLYSORBATE 80 (UNII: 6OZP39ZG8H)	
POVIDONE (UNII: FZ989GH94E)	
MICROCRYSTALLINE CELLULOSE (UNII: OP1R32D61U)	
MAGNESIUM STEARATE (UNII: 70097M6I30)	
FERRIC OXIDE RED (UNII: 1K09F3G675)	
SODIUM STARCH GLYCOLATE TYPE A POTATO (UNII: 5856J3G2A2)	

## Product Characteristics

<b>Color</b>	PINK ((Light pink))	<b>Score</b>	score with uneven pieces
<b>Shape</b>	OVAL ((capsule shaped flat faced, bevelled edged))	<b>Size</b>	8mm
<b>Flavor</b>		<b>Imprint Code</b>	l;1
<b>Contains</b>			

## Packaging

#	Item Code	Package Description	Marketing Start Date	Marketing End Date
1	NDC:71921-214-01	100 in 1 BOTTLE; Type 0: Not a Combination Product	07/31/2023	
2	NDC:71921-214-50	500 in 1 BOTTLE; Type 0: Not a Combination Product	07/31/2023	

## Marketing Information

Marketing Category	Application Number or Monograph Citation	Marketing Start Date	Marketing End Date
ANDA	ANDA202112	07/31/2023	

# GLIMEPIRIDE

glimepiride tablet

## Product Information

<b>Product Type</b>	HUMAN PRESCRIPTION DRUG	<b>Item Code (Source)</b>	NDC:71921-215	
<b>Route of Administration</b>	ORAL			
<b>Active Ingredient/Active Moiety</b>				
	<b>Ingredient Name</b>	<b>Basis of Strength</b>	<b>Strength</b>	
	GLIMEPIRIDE (UNII: 6KY687524K) (GLIMEPIRIDE - UNII:6KY687524K)	GLIMEPIRIDE	2 mg	
<b>Inactive Ingredients</b>				
	<b>Ingredient Name</b>	<b>Strength</b>		
	LACTOSE MONOHYDRATE (UNII: EWQ57Q8I5X)			
	POLYSORBATE 80 (UNII: 6OZP39ZG8H)			
	POVIDONE (UNII: FZ989GH94E)			
	MICROCRYSTALLINE CELLULOSE (UNII: OP1R32D61U)			
	MAGNESIUM STEARATE (UNII: 70097M6I30)			
	FERRIC OXIDE YELLOW (UNII: EX438O2MRT)			
	SODIUM STARCH GLYCOLATE TYPE A POTATO (UNII: 5856J3G2A2)			
<b>Product Characteristics</b>				
<b>Color</b>	YELLOW	<b>Score</b>	score with uneven pieces	
<b>Shape</b>	OVAL ((capsule shaped flat faced, bevelled edged))	<b>Size</b>	8mm	
<b>Flavor</b>		<b>Imprint Code</b>	I;2	
<b>Contains</b>				
<b>Packaging</b>				
<b>#</b>	<b>Item Code</b>	<b>Package Description</b>	<b>Marketing Start Date</b>	<b>Marketing End Date</b>
1	NDC:71921-215-01	100 in 1 BOTTLE; Type 0: Not a Combination Product	07/31/2023	
2	NDC:71921-215-50	500 in 1 BOTTLE; Type 0: Not a Combination Product	07/31/2023	
<b>Marketing Information</b>				
<b>Marketing Category</b>	<b>Application Number or Monograph Citation</b>	<b>Marketing Start Date</b>	<b>Marketing End Date</b>	
ANDA	ANDA202112	07/31/2023		

## GLIMEPIRIDE

glimepiride tablet

### Product Information

<b>Product Type</b>	HUMAN PRESCRIPTION DRUG	<b>Item Code (Source)</b>	NDC:71921-216
<b>Route of Administration</b>	ORAL		

### Active Ingredient/Active Moiety

Ingredient Name		Basis of Strength	Strength	
GLIMEPIRIDE (UNII: 6KY687524K) (GLIMEPIRIDE - UNII:6KY687524K)		GLIMEPIRIDE	4 mg	
<b>Inactive Ingredients</b>				
Ingredient Name		Strength		
LACTOSE MONOHYDRATE (UNII: EWQ57Q8I5X)				
POLYSORBATE 80 (UNII: 6OZP39ZG8H)				
POVIDONE (UNII: FZ989GH94E)				
MICROCRYSTALLINE CELLULOSE (UNII: OP1R32D61U)				
MAGNESIUM STEARATE (UNII: 70097M6I30)				
SODIUM STARCH GLYCOLATE TYPE A POTATO (UNII: 5856J3G2A2)				
<b>Product Characteristics</b>				
Color	WHITE	Score	score with uneven pieces	
Shape	OVAL ((capsule shaped flat faced, bevelled edged))	Size	8mm	
Flavor		Imprint Code	l;4	
Contains				
<b>Packaging</b>				
#	Item Code	Package Description	Marketing Start Date	Marketing End Date
1	NDC:71921-216-01	100 in 1 BOTTLE; Type 0: Not a Combination Product	07/31/2023	
2	NDC:71921-216-50	500 in 1 BOTTLE; Type 0: Not a Combination Product	07/31/2023	
<b>Marketing Information</b>				
Marketing Category	Application Number or Monograph Citation	Marketing Start Date	Marketing End Date	
ANDA	ANDA202112	07/31/2023		

**Labeler** - Florida Pharmaceutical Products, LLC (084014259)

### Establishment

Name	Address	ID/FEI	Business Operations
INDOCO REMEDIES LIMITED		918608431	ANALYSIS(71921-214, 71921-215, 71921-216) , LABEL(71921-214, 71921-215) , MANUFACTURE(71921-214, 71921-215, 71921-216) , PACK(71921-214, 71921-215, 71921-216)

Revised: 11/2012

Florida Pharmaceutical Products, LLC