

# DEXTROSE - dextrose monohydrate injection, solution

## Becton Dickinson and Company

### HIGHLIGHTS OF PRESCRIBING INFORMATION

These highlights do not include all the information needed to use 10% DEXTROSE INJECTION safely and effectively. See full prescribing information for DEXTROSE INJECTION.

10% DEXTROSE injection, USP for intravenous use

Initial U.S. Approval: 1940

### RECENT MAJOR CHANGES

Dosage and Administration (2.1, 2.2, 2.3)	9/2021
Contraindications (4)	9/2021
Warnings and Precautions (5.1, 5.2, 5.3, 5.4, 5.5, 5.6)	9/2021

### INDICATIONS AND USAGE

Dextrose Injection is indicated as a source of water and calories. (1)

### DOSAGE AND ADMINISTRATION

- Only for intravenous infusion. (2.1)
- See full prescribing information for information on preparation, administration, dosing considerations and instructions for use. (2.1, 2.2, 2.3)

### DOSAGE FORMS AND STRENGTHS

Injection:

- 10% (0.1 grams/mL): 10 grams of dextrose hydrous per 100 mL in flexible containers: 250 mL, 500 mL, and 1000 mL. (3)

### CONTRAINDICATIONS

- Clinically significant hyperglycemia. (4)
- Known hypersensitivity to dextrose. (4)

### WARNINGS AND PRECAUTIONS

- Hyperglycemia or Hyperosmolar Hyperglycemic State: Monitor blood glucose and administer insulin as needed. (5.1)
- Hypersensitivity Reactions: Monitor for signs and symptoms and discontinue infusion if reactions occur. (5.2)
- Vein Damage and Thrombosis: Consider central vein when administering more than 5% dextrose or with an osmolarity of at least 900 mOsm/L or when there is peripheral vein irritation, phlebitis, and/or associated pain. (2.2, 5.3)
- Hyponatremia: Avoid in patients with or at risk for hyponatremia. If use cannot be avoided, monitor serum sodium concentrations. (5.4)
- Electrolyte Imbalance and Fluid Overload: Avoid in patients with or at risk for fluid and/or solute overloading. If use cannot be avoided, monitor daily fluid balance, electrolyte concentrations, and acid-base balance, as needed and especially during prolonged use. (5.5)
- Refeeding Syndrome: Monitor severely undernourished patients and slowly increase nutrient intake. (5.6)

### ADVERSE REACTIONS

The most common adverse reactions are, hyperglycemia, hypersensitivity reactions, hyponatremia, infection both systemic and at the injection site, vein thrombosis or phlebitis, and electrolyte imbalance. (6)

**To report SUSPECTED ADVERSE REACTIONS, contact Fresenius Kabi USA, LLC at 1-800-551-7176 or FDA at 1-800-FDA-1088 or [www.fda.gov/medwatch](http://www.fda.gov/medwatch).**

### DRUG INTERACTIONS

Other Products that Affect Glycemic Control, Vasopressin or Fluid and/or Electrolyte Balance: Monitor blood glucose concentrations, fluid balance, serum electrolyte concentrations and acid-base balance. (7.1)

### USE IN SPECIFIC POPULATIONS

**FULL PRESCRIBING INFORMATION: CONTENTS\***

**1 INDICATIONS AND USAGE**

**2 DOSAGE AND ADMINISTRATION**

- 2.1 Important Administration Instructions
- 2.2 Recommended Dosage
- 2.3 Instructions for Use

**3 DOSAGE FORMS AND STRENGTHS**

**4 CONTRAINDICATIONS**

**5 WARNINGS AND PRECAUTIONS**

- 5.1 Hyperglycemia and Hyperosmolar Hyperglycemic State
- 5.2 Hypersensitivity Reactions
- 5.3 Vein Damage and Thrombosis
- 5.4 Hyponatremia
- 5.5 Electrolyte Imbalance and Fluid Overload
- 5.6 Refeeding Syndrome

**6 ADVERSE REACTIONS**

**7 DRUG INTERACTIONS**

- 7.1 Other Products that Affect Glycemic Control, Vasopressin or Fluid and/or Electrolyte Balance

**8 USE IN SPECIFIC POPULATIONS**

- 8.1 Pregnancy
- 8.2 Lactation
- 8.4 Pediatric Use
- 8.5 Geriatric Use

**10 OVERDOSAGE**

**11 DESCRIPTION**

**12 CLINICAL PHARMACOLOGY**

- 12.1 Mechanism of Action

**16 HOW SUPPLIED/STORAGE AND HANDLING**

**17 PATIENT COUNSELING INFORMATION**

\* Sections or subsections omitted from the full prescribing information are not listed.

---

**FULL PRESCRIBING INFORMATION**

**1 INDICATIONS AND USAGE**

10% Dextrose Injection is indicated as source of water and calories.

## 2 DOSAGE AND ADMINISTRATION

### 2.1 Important Administration Instructions

- 10% Dextrose Injection is intended for intravenous use.
- Peripheral administration of 5% dextrose is generally acceptable, however, consider central vein when administering more than 5% dextrose or with an osmolarity of at least 900 mOsm/L or when there is peripheral vein irritation, phlebitis, and/or associated pain [see *Warnings and Precautions (5.3)*].
- Do not administer 10% Dextrose Injection simultaneously with blood products through the same administration set because of the possibility of pseudoagglutination or hemolysis.
- To prevent air embolism, use a non-vented infusion set or close the vent on a vented set, avoid multiple connections, do not connect flexible containers in series, fully evacuate residual gas in the container prior to administration, do not pressurize the flexible container to increase flow rates, and if administration is controlled by a pumping device, turn off pump before the container runs dry.
- Prior to infusion, visually inspect the diluted dextrose solution for particulate matter. The solution should be clear and there should be no precipitates. Do not administer unless solution is clear and container is undamaged.
- Use of a final filter is recommended during administration of parenteral solutions, where possible.

### 2.2 Recommended Dosage

The choice of dextrose concentration, rate and volume depends on the age, weight, clinical and metabolic conditions of the patient and concomitant therapy. Electrolyte supplementation may be indicated according to the clinical needs of the patient.

The administration rate should be governed, especially for premature infants with low birth weight, during the first few days of therapy, by the patient's tolerance to dextrose.

Increase the infusion rate gradually as indicated by frequent monitoring of blood glucose concentrations [see *Warnings and Precautions (5.1)*, *Use in Specific Populations (8.4)*].

### 2.3 Instructions for Use

Check flexible container solution composition, lot number, and expiry date. Prior to administration, visually inspect for particulate matter and discoloration.

The intact port caps provides visual tamper evidence. Do not use if a port cap is prematurely removed. Do not remove solution container from its overwrap until immediately before use. Use sterile equipment and aseptic technique.

#### To Open

1. Place the solution container on a clean, flat surface. Using the pre-cut corner tabs, peel open the overwrap and remove solution container.
2. Check the solution container for leaks by squeezing firmly. If leaks are found, or if the seal is not intact, discard the solution.
3. Do not use if the solution is cloudy or a precipitate is present.

#### To Add Medication

1. Identify WHITE Additive Port with arrow pointing toward container.

2. Immediately before injecting additives, break off WHITE Additive Port Cap with the arrow pointing toward container.
3. Hold base of WHITE Additive Port horizontally.
4. Insert needle (18 to 23 gauge) horizontally through the center of WHITE Additive Port's septum and inject additives.
5. Mix container contents thoroughly. For high density medication such as potassium chloride, squeeze ports while ports are upright and mix thoroughly.

#### Preparation for Administration

1. Immediately before inserting the infusion set, break off BLUE Infusion Port Cap with the arrow pointing away from container.
2. Use a non-vented infusion set or close the air-inlet on a vented set.
3. Close the roller clamp of the infusion set.
4. Hold the base of BLUE Infusion Port.
5. Insert spike through BLUE Infusion Port by rotating wrist slightly until the spike is inserted.
6. Suspend solution container from hanger hole
7. For Single Use Only. Discard unused portion.

**NOTE:** See full directions accompanying administration set.

**WARNING: Do not use flexible container in series connections.**

### **3 DOSAGE FORMS AND STRENGTHS**

10% Dextrose Injection, USP is a clear, sterile, non-pyrogenic solution of dextrose in single-dose flexible plastic containers

- 10% (0.1 grams/mL): 10 grams of dextrose hydrous per 100 mL in flexible plastic containers: 250 mL, 500 mL, and 1000 mL

### **4 CONTRAINDICATIONS**

The use of Dextrose Injection is contraindicated in patients with:

- Clinically significant hyperglycemia [*see Warnings and Precautions (5.1)*].
- Known hypersensitivity to dextrose [*see Warnings and Precautions (5.2)*].

### **5 WARNINGS AND PRECAUTIONS**

#### **5.1 Hyperglycemia and Hyperosmolar Hyperglycemic State**

The use of dextrose infusions in patients with impaired glucose tolerance may worsen hyperglycemia. Administration of dextrose at a rate exceeding the patient's utilization rate may lead to hyperglycemia, coma, and death.

Hyperglycemia is associated with an increase in serum osmolality, resulting in osmotic diuresis, dehydration and electrolyte losses [*see Warnings and Precautions (5.5)*]. Patients with underlying CNS disease and renal impairment who receive dextrose infusions, may be at greater risk of developing hyperosmolar hyperglycemic state.

Monitor blood glucose levels and treat hyperglycemia to maintain levels within normal

limits while administering 10% Dextrose Injection. Insulin may be administered or adjusted to maintain optimal blood glucose levels during 10% Dextrose Injection administration.

## **5.2 Hypersensitivity Reactions**

Hypersensitivity and infusion reactions, including anaphylaxis, have been reported with 10% Dextrose Injection [see *Adverse Reactions (6)*]. Stop infusion immediately and treat patient accordingly if signs or symptoms of a hypersensitivity reaction develop. Appropriate therapeutic countermeasures must be instituted as clinically indicated.

## **5.3 Vein Damage and Thrombosis**

Peripheral administration of 5% Dextrose Injection is generally acceptable, however, consider central vein when administering more than 5% dextrose or with an osmolarity of  $\geq$  at least 900 mOsm/L or when there is peripheral vein irritation, phlebitis, and/or associated pain [see *Dosage and Administration (2.1)*]. The infusion of hypertonic solutions into a peripheral vein may result in vein irritation, vein damage, and/or thrombosis. The primary complication of peripheral access is venous thrombophlebitis, which manifests as pain, erythema, tenderness or a palpable cord. Remove the catheter as soon as possible, if thrombophlebitis develops.

## **5.4 Hyponatremia**

10% Dextrose Injection is a hypertonic solution [see *Description, Table 1 (11)*]. In the body, however, glucose containing fluids can become extremely physiologically hypotonic due to rapid glucose metabolization. Monitoring of serum sodium is particularly important for hypotonic fluids.

Depending on the tonicity of the solution, the volume and rate of infusion, and depending on a patient's underlying clinical condition and capability to metabolize glucose, intravenous administration of glucose can cause electrolyte disturbances, most importantly hypo- or hyperosmotic hyponatremia. Monitor serum sodium to minimize the risk of hyponatremia.

The risk for hyponatremia is increased in pediatric patients, elderly patients, postoperative patients, those with psychogenic polydipsia, and in patients treated with medications that increase the risk of hyponatremia (such as diuretics, certain antiepileptic and psychotropic medications). Close clinical monitoring may be warranted.

Acute hyponatremia can lead to acute hyponatremic encephalopathy characterized by headache, nausea, seizures, lethargy and vomiting. Patients with brain edema are at particular risk of severe, irreversible and life-threatening brain injury. Patients at increased risk for developing complications of hyponatremia, such as hyponatremic encephalopathy include pediatric patients; women, in particular, premenopausal women; patients with hypoxemia; and in patients with underlying central nervous system disease [see *Use in Specific Populations (8.4, 8.5)*].

Avoid Dextrose Injection in patients with or at risk for hyponatremia. If use cannot be avoided, monitor serum sodium concentrations.

Rapid correction of hyponatremia is potentially dangerous with risk of serious neurologic complications. Brain adaptations reducing risk of cerebral edema make the brain vulnerable to injury when chronic hyponatremia is too rapidly corrected, which is known

as osmotic demyelination syndrome (ODS). To avoid complications, monitor serum sodium and chloride concentrations, fluid status, acid-base balance, and signs of neurologic complications.

High volume infusion must be used with close monitoring in patients with cardiac or pulmonary failure, and in patients with non-osmotic vasopressin release (including SIADH), due to the risk of hospital-acquired hyponatremia.

### **5.5 Electrolyte Imbalance and Fluid Overload**

Electrolyte deficits, particularly in serum potassium and phosphate, may occur during prolonged use of concentrated dextrose solutions.

Depending on the volume and rate of infusion, the patient's underlying clinical condition and capability to metabolize dextrose, intravenous administration of 10% Dextrose Injection can cause fluid and/or solute overloading resulting in dilution of serum electrolyte concentrations, (including hypoosmotic hyponatremia), overhydration, congested states or pulmonary edema. The risk of dilutional states is inversely proportional to the electrolyte concentrations in the administered solution. The risk of solute overload causing congested states with peripheral and pulmonary edema is directly proportional to the electrolyte concentrations in the solution.

Avoid Dextrose Injection in patients with or at risk for fluid and/or solute overloading. If use cannot be avoided, monitor fluid balance, blood electrolyte levels, concentration of glucose, acid-base balance, correct fluid and electrolyte imbalances during prolonged parenteral therapy or whenever the condition of the patient or the rate of administration warrants such evaluation and acid-base balance as needed and especially during prolonged use. Additional monitoring is recommended for patients with water and electrolyte disturbances that could be aggravated by increased glucose, insulin administration and/or free water load. Patients at increased risk for developing hyponatremic encephalopathy include pediatric patients; elderly patients, women, in particular premenopausal women; patients with hypoxemia; and patients with underlying CNS disease [see *Use in Specific Populations (8.4, 8.5)*].

### **5.6 Refeeding Syndrome**

Refeeding severely undernourished patients may result in refeeding syndrome, characterized by the intracellular shift of potassium, phosphorus, and magnesium as the patient becomes anabolic. Thiamine deficiency and fluid retention may also develop. To prevent these complications, monitor severely undernourished patients and slowly increase nutrient intake.

## **6 ADVERSE REACTIONS**

The following adverse reactions associated with the use of dextrose injection were identified in clinical trials or postmarketing reports. Because these reactions were reported voluntarily from a population of uncertain size, it is not always possible to estimate their frequency, reliably, or to establish a causal relationship to drug exposure.

The following clinically significant adverse reactions are described elsewhere in the labeling:

- Hyperglycemia and hyperosmolar hyperglycemic state [see *Warnings and Precautions*

(5.1)]

- *Hypersensitivity Reactions*: anaphylaxis, pruritus, bronchospasm, cyanosis, angioedema, hypotension, pyrexia, chills, and rash [see *Warnings and Precautions (5.2)*]
- *Infusion Site Reactions*: infusion site phlebitis, infusion site erythema, vein damage and thrombosis, and infusion site thrombophlebitis [see *Warnings and Precautions (5.3)*]
- Hyponatremia and hyponatremic encephalopathy [see *Warnings and Precautions (5.4)*]
- Electrolyte imbalance, fluid overload and hypervolemia [see *Warnings and Precautions (5.5)*]
- Refeeding syndrome [see *Warnings and Precautions (5.6)*]
- Pulmonary vascular precipitates

## **7 DRUG INTERACTIONS**

### **7.1 Other Products that Affect Glycemic Control, Vasopressin or Fluid and/or Electrolyte Balance**

Dextrose Injection can affect glycemic control, vasopressin and fluid and/or electrolyte balance [see *Warnings and Precautions (5.1, 5.4, 5.5)*]. Monitor blood glucose concentrations, fluid balance, serum electrolyte concentrations and acid-base balance when using Dextrose Injection in patients treated with other substances that affect glycemic control, vasopressin or fluid and/or electrolyte balance.

## **8 USE IN SPECIFIC POPULATIONS**

### **8.1 Pregnancy**

#### Risk Summary

Appropriate administration of 10% Dextrose Injection during pregnancy is not expected to cause adverse developmental outcomes, including congenital malformations. Animal reproduction studies have not been conducted with injectable dextrose solutions.

The estimated background risk of major birth defects and miscarriage for the indicated population is unknown. All pregnancies have a background risk of birth defect, loss, or other adverse outcomes. In the U.S. general population, the estimated background risk of major birth defects and miscarriage in clinically recognized pregnancies is 2 to 4% and 15 to 20%, respectively.

### **8.2 Lactation**

#### Risk Summary

There are no data on the presence of dextrose in human milk, the effects on a breastfed infant, or the effects on milk production. The lack of clinical data during lactation precludes a clear determination of the risk of 10% Dextrose Injection to an infant during lactation; therefore, the developmental and health benefits of breastfeeding should be considered along with the mother's clinical need for 10% Dextrose Injection and any potential adverse effects on the breastfed infant from 10% Dextrose Injection or from

the underlying maternal condition.

#### **8.4 Pediatric Use**

The safety profile of 10% Dextrose Injection in pediatric patients is similar to adults.

Neonates, especially premature infants with low birth weight, are at increased risk of developing hypo- or hyperglycemia and therefore need close monitoring during treatment with intravenous glucose infusions to ensure adequate glycemic control in order to avoid potential long-term adverse effects.

Closely monitor plasma electrolyte concentrations in pediatric patients who may have impaired ability to regulate fluids and electrolytes. In very low birth weight infants, excessive or rapid administration of 10% Dextrose Injection may result in increased serum osmolality and risk of intracerebral hemorrhage.

Children (including neonates and older children) are at increased risk of developing hyponatremia as well as for developing hyponatremic encephalopathy [see *Warnings and Precautions (5.4)*].

#### **8.5 Geriatric Use**

Clinical studies of 10% Dextrose Injection did not include sufficient numbers of subjects aged 65 and over to determine whether they respond differently from younger subjects. Elderly patients are at increased risk of developing hyponatremia as well as for developing hyponatremic encephalopathy [see *Warnings and Precautions (5.4)*]. Other reported clinical experience has not identified differences in responses between the elderly and younger patients. In general, dose selection for an elderly patient should be cautious, usually starting at the low end of the dosing range, reflecting the greater frequency of decreased hepatic, renal, or cardiac function, and of concomitant disease or other drug therapy.

Dextrose is known to be substantially excreted by the kidney, and the risk of toxic reactions to this drug may be greater in patients with impaired renal function. Because elderly patients are more likely to have decreased renal function, care should be taken in dose selection, and it may be useful to monitor renal function.

### **10 OVERDOSAGE**

An increased infusion rate of 10% Dextrose Injection or administration of dextrose solutions can cause hyperglycemia, hyperosmolality, and adverse effects on water and electrolyte balance [see *Warnings and Precautions (5.1, 5.5)*].

Severe hyperglycemia and severe dilutional hyponatremia, and their complications, can be fatal. Discontinue infusion, reduce dose and institute appropriate corrective measures such as administration of exogenous insulin.

Discontinue infusion and institute appropriate corrective measures in the event of overhydration or solute overload during therapy, with particular attention to CNS, respiratory and cardiovascular systems.

If over-exposure occurs, call your Poison Control Center at 1-800-222-1222 for current information on the management of poisoning or overdose.



## 11 DESCRIPTION

10% Dextrose Injection, USP is a sterile, non-pyrogenic solution for fluid replenishment and caloric supply in single dose containers for intravenous administration.

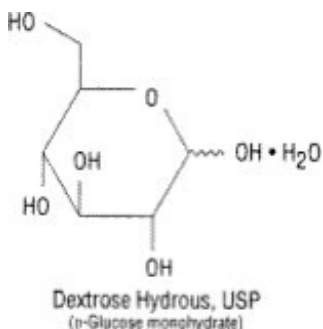
The solution contains no bacteriostatic, antimicrobial agent or added buffer and is intended only for use as a single-dose injection. The pH range is 4.0 (3.2 to 6.5)

**Table 1. Contents and Characteristics of Dextrose Injection 10%, USP**

Strength	Fill Volume	Amount of Dextrose Hydrus per Container	kcal* per Container	Osmolarity (mOsmol per liter)
Dextrose Injection 10%, USP (0.1 grams/mL)	250 mL	25 grams	85	505
	500 mL	50 grams	170	505
	1000 mL	100 grams	340	505

\*Caloric value calculated on the basis of 3.4 kcal/g of dextrose, hydrous

Dextrose, USP is chemically designated D-glucose, monohydrate ( $C_6H_{12}O_6 \cdot H_2O$ ), a hexose sugar freely soluble in water. The molecular weight of dextrose (D-glucose) monohydrate is 198.17. It has the following structural formula:



Water for Injection, USP is chemically designated  $H_2O$ .

Dextrose is derived from corn.

The flexible container is fabricated from a specially formulated non-plasticized, film containing polypropylene and thermoplastic elastomers (**freeflex**<sup>®</sup> bag). The amount of water that can permeate from the container into the overwrap is insufficient to affect the solution significantly. Solutions in contact with the flexible container can leach out certain of the container's chemical components in very small amounts within the expiration period. The suitability of the container material has been confirmed by tests in animals according to USP biological tests for plastic containers.

The flexible container is a closed system, and air is prefilled in the container to facilitate drainage. The container does not require entry of external air during administration.

The container has two ports: one is the administration outlet port for attachment of an intravenous administration set and the other port has a medication site for addition of supplemental medication ([see *Instructions for Use* (2.3)]). The primary function of the overwrap is to protect the container from the physical environment.

## 12 CLINICAL PHARMACOLOGY

### 12.1 Mechanism of Action

Dextrose is oxidized to carbon dioxide and water, yielding energy.

## 16 HOW SUPPLIED/STORAGE AND HANDLING

10% Dextrose Injection, USP is supplied in single dose flexible plastic containers as follows:

Product Number	Unit of Sale	Strength	Each
1727172105	NDC 17271-721-05 Package of 30 <b>freeflex</b> <sup>®</sup> bag	25 grams per 250 mL (100 mg per mL)	NDC 17271-721-05 One 250 mL <b>freeflex</b> <sup>®</sup> bag
1727172106	NDC 17271-721-06 Package of 20 <b>freeflex</b> <sup>®</sup> bag	50 grams per 500 mL (100 mg per mL)	NDC 17271-721-06 One 500 mL <b>freeflex</b> <sup>®</sup> bag
1727172107	NDC 17271-721-07 Package of 10 <b>freeflex</b> <sup>®</sup> bag	100 grams per 1,000 mL (100 mg per mL)	NDC 17271-721-07 One 1000 mL <b>freeflex</b> <sup>®</sup> bag

Exposure of pharmaceutical products to heat should be minimized. Avoid excessive heat.

**STORE AT: 20° to 25°C (68° to 77°F)** [see USP Controlled Room Temperature]; brief exposure up to 40°C/104°F does not adversely affect the product. Keep from freezing.

The container closure is not made with natural rubber latex. Non-PVC, Non-DEHP, Sterile.

## 17 PATIENT COUNSELING INFORMATION

Inform patients, caregivers, or home healthcare providers of the following risks of 10% Dextrose Injection:

- Hyperglycemia and hyperosmolar hyperglycemic state [see *Warnings and Precautions (5.1)*]
- Hypersensitivity reactions [see *Warnings and Precautions (5.2)*]
- Vein damage and thrombosis [see *Warnings and Precautions (5.3)*]
- Hyponatremia [see *Warnings and Precautions (5.4)*]
- Electrolyte imbalance and fluid overload [see *Warnings and Precautions (5.5)*]
- Refeeding syndrome [see *Warnings and Precautions (5.6)*]

Manufactured for:



Becton, Dickinson and Company  
1 Becton Drive

Franklin Lakes, NJ 07417 USA

**For product inquiry: 1-800-523-0502**

Distributed by BD. Manufactured by Fresenius Kabi.

Made in Germany

451636A

**PACKAGE LABEL - PRINCIPAL DISPLAY - 10% Dextrose Bag Label**

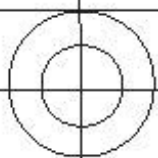
NDC 17271-721-05

**free flex<sup>®</sup> 250 mL**

**10% Dextrose Injection, USP**

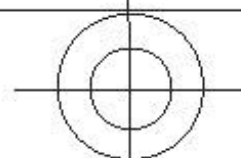
**25 grams per 250 mL** (100 mg per mL)

For intravenous use. Rx only



**freeflex<sup>®</sup>**

NDC 17271-721-05



**250 mL**

# 10% Dextrose Injection, USP

**25 grams per 250 mL**  
(100 mg per mL)

**50**

For intravenous use.

Rx only

**Each 100 mL contains:** Dextrose monohydrate 10 g;  
water for injection, 100 mL.

Hypertonic

505 mOsmol/L (CALC.)      pH 4.5 (3.2 to 6.5).

Single-dose Container. Discard Unused Portion.

**100**

Additives may be incompatible. Consult with pharmacist.  
When introducing additives, use aseptic technique, mix thoroughly and do not store. Do not administer simultaneously with blood.

**Usual dosage:** See package insert.

The overwrap is a moisture barrier.


Use immediately once removed from overwrap.

**150**

**STORE AT: 20° to 25°C (68° to 77°F)** [see USP Controlled Room Temperature]. Protect from freezing. Avoid excessive heat.

The container closure is not made with natural rubber latex.  
Non-PVC, Non-DEHP, Sterile.

**200**



(01)00317271721054



LOT

Becton, Dickinson and Company  
1 Becton Drive

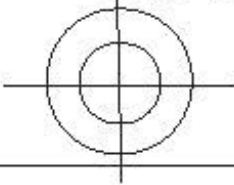
EXP

Franklin Lakes, NJ 07417 USA

For product inquiry: 1-800-523-0502

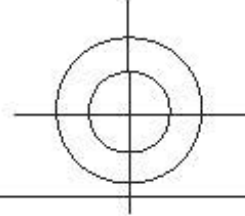
Distributed by BD. Manufactured by Fresenius Kabi.

Made in Germany.



403564

0744061/00 US BD



**PACKAGE LABEL - PRINCIPAL DISPLAY - 10% Dextrose Case Label**

NDC 17271-721-05

**10% Dextrose Injection, USP**

**250 mL x 30**

NDC 17271-721-05

**REF** 1727172105



**10% Dextrose Injection, USP**

**250 mL x 30**

Store at 20° to 25°C (68° to 77°F) [see USP Controlled Room Temperature]. Protect from freezing.

Becton, Dickinson and Company  
1 Becton Drive,  
Franklin Lakes, NJ 07417 USA


For product inquiry: 1-800-523-0502

Distributed by BD.

Manufactured by Fresenius Kabi.

Made in Germany.

QTY 30



(01)50317271721059

LOT

EXP

63741

0718421/00 US BD

**PACKAGE LABEL - PRINCIPAL DISPLAY PANEL - 10% Dextrose Bag Label**


NDC 17271-721-06

**free flex<sup>®</sup> 500 mL**

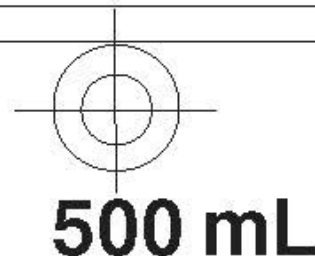
**10% Dextrose Injection, USP**

**50 grams per 500 mL** (100 mg per mL)

For intravenous use. Rx only



NDC 17271-721-06



# 10% Dextrose Injection, USP

**50 grams per 500 mL**  
(100 mg per mL)

**100** For intravenous use. Rx only

**Each 100 mL contains:** Dextrose monohydrate 10 g;  
water for injection, 100 mL.

Hypertonic

505 mOsmol/L (CALC.)      pH 4.5 (3.2 to 6.5).

**200** Single-dose Container. Discard Unused Portion.

Additives may be incompatible. Consult with pharmacist. When introducing additives, use aseptic technique, mix thoroughly and do not store. Do not administer simultaneously with blood.

**Usual dosage:** See package insert.


The overwrap is a moisture barrier.

Use immediately once removed from overwrap.

**300** **STORE AT: 20° to 25°C (68° to 77°F)** [see USP Controlled Room Temperature]. Protect from freezing. Avoid excessive heat.

The container closure is not made with natural rubber latex.  
Non-PVC, Non-DEHP, Sterile.

**400**



(01)00317271721061

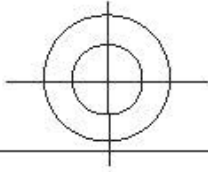


Becton, Dickinson and

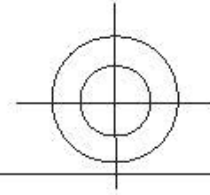
LOT

Company  
1 Becton Drive  
Franklin Lakes, NJ 07417 USA  
For product inquiry: 1-800-523-0502  
Distributed by BD. Manufactured by Fresenius Kabi.  
Made in Germany.

EXP



403565  
0744071/00 US BD



**PACKAGE LABEL - PRINCIPAL DISPLAY PANEL - 10% Dextrose Case Label**

NDC 17271-721-06

**10% Dextrose Injection, USP**

**500 mL x 20**

NDC 17271-721-06	<b>REF</b> 1727172106		<b>QTY 20</b>
<b>10% Dextrose Injection, USP</b>		Becton, Dickinson and Company 1 Becton Drive, Franklin Lakes, NJ 07417 USA For product inquiry: 1-800-523-0502 Distributed by BD. Manufactured by Fresenius Kabi. Made in Germany.	
500 mL x 20			
Store at 20° to 25°C (68° to 77°F) [see USP Controlled Room Temperature]. Protect from freezing.			
			
		LOT	
		EXP	
(01)50317271721066		63742	0718431/00 US BD

**PACKAGE LABEL - PRINCIPAL DISPLAY PANEL - 10% Dextrose Bag Label**

NDC 17271-721-07

**free flex<sup>®</sup> 1,000 mL**

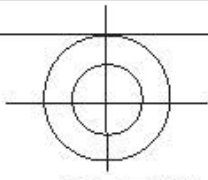
**10% Dextrose Injection, USP**

**100 grams per 1,000 mL** (100 mg per mL)

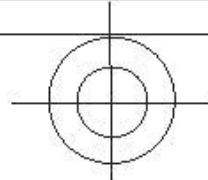
For intravenous use. Rx only







NDC 17271-721-07



100

**freeflex<sup>®</sup>**

**1,000 mL**

# 10% Dextrose Injection, USP

200

**100 grams per 1,000 mL**  
(100 mg per mL)

For intravenous use.

Rx only

300

**Each 100 mL contains:** Dextrose monohydrate 10 g;  
water for injection, 100 mL.

Hypertonic

505 mOsmol/L (CALC.)      pH 4.5 (3.2 to 6.5).

Single-dose Container. Discard Unused Portion.

400

Additives may be incompatible. Consult with pharmacist. When introducing additives, use aseptic technique, mix thoroughly and do not store. Do not administer simultaneously with blood.

**Usual dosage:** See package insert.

The overwrap is a moisture barrier.


Use immediately once removed from overwrap.

500

**STORE AT: 20° to 25°C (68° to 77°F)** [see USP Controlled Room Temperature]. Protect from freezing. Avoid excessive heat.

The container closure is not made with natural rubber latex.  
Non-PVC, Non-DEHP, Sterile.

600



(01)00317271721078



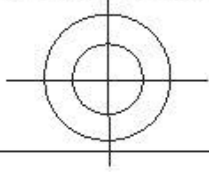
LOT

700

Becton, Dickinson and

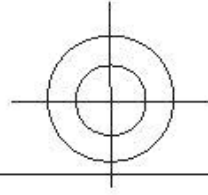
Company  
1 Becton Drive  
Franklin Lakes, NJ 07417 USA  
For product inquiry: 1-800-523-0502  
Distributed by BD. Manufactured by Fresenius Kabi.  
Made in Germany.

EXP



403566

0744081/00 US BD



**PACKAGE LABEL - PRINCIPAL DISPLAY PANEL - 10% Dextrose Case Label**

NDC 17271-721-07

**10% Dextrose Injection, USP**

**1,000 mL x 10**

NDC 17271-721-07

**REF** 1727172107

QTY 10

# 10% Dextrose Injection, USP

1,000 mL x 10

Store at 20° to 25°C (68° to 77°F) [see USP Controlled Room Temperature].  
Protect from freezing.


LOT

EXP



Becton, Dickinson and Company  
1 Becton Drive,  
Franklin Lakes, NJ 07417 USA  
**For product inquiry: 1-800-523-0502**  
Distributed by BD.  
Manufactured by Fresenius Kabi.  
Made in Germany.

63743  
0718441/00 US BD



(01)50317271721073

## DEXTROSE

dextrose monohydrate injection, solution

### Product Information

<b>Product Type</b>	HUMAN PRESCRIPTION DRUG	<b>Item Code (Source)</b>	NDC:17271-721
<b>Route of Administration</b>	INTRAVENOUS		

<b>Active Ingredient/Active Moiety</b>				
<b>Ingredient Name</b>		<b>Basis of Strength</b>	<b>Strength</b>	
DEXTROSE MONOHYDRATE (UNII: LX22YL083G) (ANHYDROUS DEXTROSE - UNII:5SLOG7R0OK)		DEXTROSE MONOHYDRATE	100 mg in 1 mL	
<b>Packaging</b>				
<b>#</b>	<b>Item Code</b>	<b>Package Description</b>	<b>Marketing Start Date</b>	<b>Marketing End Date</b>
1	NDC:17271-721-05	30 in 1 CASE	02/05/2020	
1		250 mL in 1 BAG; Type 0: Not a Combination Product		
2	NDC:17271-721-06	20 in 1 CASE	02/05/2020	
2		500 mL in 1 BAG; Type 0: Not a Combination Product		
3	NDC:17271-721-07	10 in 1 CASE	02/05/2020	
3		1000 mL in 1 BAG; Type 0: Not a Combination Product		
<b>Marketing Information</b>				
<b>Marketing Category</b>	<b>Application Number or Monograph Citation</b>	<b>Marketing Start Date</b>	<b>Marketing End Date</b>	
ANDA	ANDA209448	02/05/2020		

**Labeler** - Becton Dickinson and Company (124987988)

<b>Establishment</b>			
<b>Name</b>	<b>Address</b>	<b>ID/FEI</b>	<b>Business Operations</b>
Fresenius Kabi Deutschland GmbH		506719546	ANALYSIS(17271-721) , MANUFACTURE(17271-721)

Revised: 5/2022

Becton Dickinson and Company