

FLUCYTOSINE - flucytosine capsule
Aurobindo Pharma Limited

Flucytosine Capsules, USP

Rx only

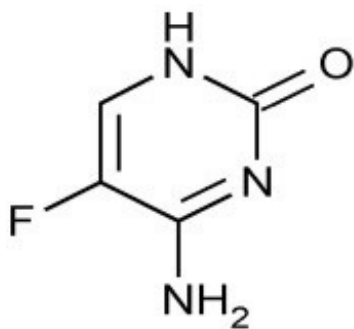
WARNING

Use with extreme caution in patients with impaired renal function. Close monitoring of hematologic, renal and hepatic status of all patients is essential. These instructions should be thoroughly reviewed before administration of flucytosine.

DESCRIPTION

Flucytosine Capsules USP, an antifungal agent, is available as 250 mg and 500 mg capsules for oral administration. In addition to the active ingredient of flucytosine USP, each capsule contains anhydrous lactose, gelatin, iron oxide black, potassium hydroxide, potato starch, shellac, silicon dioxide, talc and titanium dioxide. In addition, the 250 mg capsule shell contains D&C yellow 10, FD&C blue 1 and FD&C yellow 6.

Chemically, flucytosine is 5-fluorocytosine, a fluorinated pyrimidine which is related to fluorouracil and floxuridine. It is a white or almost white crystalline powder with a molecular weight of 129.09 and the following structural formula:



CLINICAL PHARMACOLOGY

Flucytosine is rapidly and virtually completely absorbed following oral administration. Flucytosine is not metabolized significantly when given orally to man. Bioavailability estimated by comparing the area under the curve of serum concentrations after oral and intravenous administration showed 78% to 89% absorption of the oral dose. Peak serum concentrations of 30 to 40 mcg/mL were reached within 2 hours of administration of a 2 g oral dose to normal subjects. Other studies revealed mean serum concentrations of approximately 70 to 80 mcg/mL 1 to 2 hours after a dose in patients

with normal renal function receiving a 6-week regimen of flucytosine (150 mg/kg/day given in divided doses every 6 hours) in combination with amphotericin B. The half-life in the majority of healthy subjects ranged between 2.4 and 4.8 hours. Flucytosine is excreted via the kidneys by means of glomerular filtration without significant tubular reabsorption. More than 90% of the total radioactivity after oral administration was recovered in the urine as intact drug. Flucytosine is deaminated (probably by gut bacteria) to 5-fluorouracil. The area under the curve (AUC) ratio of 5-fluorouracil to flucytosine is 4%. Approximately 1% of the dose is present in the urine as the α -fluoro- β -ureido-propionic acid metabolite. A small portion of the dose is excreted in the feces.

The half-life of flucytosine is prolonged in patients with renal insufficiency; the average half-life in nephrectomized or anuric patients was 85 hours (range: 29.9 to 250 hours). A linear correlation was found between the elimination rate constant of flucytosine and creatinine clearance.

In vitro studies have shown that 2.9% to 4% of flucytosine is protein-bound over the range of therapeutic concentrations found in the blood. Flucytosine readily penetrates the blood-brain barrier, achieving clinically significant concentrations in cerebrospinal fluid.

Pharmacokinetics in Pediatric Patients

Limited data are available regarding the pharmacokinetics of flucytosine administered to neonatal patients being treated for systemic candidiasis. After five days of continuous therapy, median peak levels in infants were 19.6 mcg/mL, 27.7 mcg/mL, and 83.9 mcg/mL at doses of 25 mg/kg (N=3), 50 mg/kg (N=4), and 100 mg/kg (N=3), respectively. Mean time to peak serum levels was of 2.5 ± 1.3 hours, similar to that observed in adult patients. A good deal of interindividual variability was noted, which did not correlate with gestational age. Some patients had serum levels > 100 mcg/mL, suggesting a need for drug level monitoring during therapy. In another study, serum concentrations were determined during flucytosine therapy in two patients (total assays performed =10). Median serum flucytosine concentrations at steady state were calculated to be 57 ± 10 mcg/mL (doses of 50 to 125 mg/kg/day, normalized to 25 mg/kg per dose for comparison). In three infants receiving flucytosine 25 mg/kg/day (four divided doses), a median flucytosine half-life of 7.4 hours was observed, approximately double that seen in adult patients. The concentration of flucytosine in the cerebrospinal fluid of one infant was 43 mcg/mL 3 hours after a 25 mg oral dose, and ranged from 20 to 67 mg/L in another neonate receiving oral doses of 120 to 150 mg/kg/day.

MICROBIOLOGY

Mechanism of Action

Flucytosine is taken up by fungal organisms via the enzyme cytosine permease. Inside the fungal cell, flucytosine is rapidly converted to fluorouracil by the enzyme cytosine deaminase. Fluorouracil exerts its antifungal activity through the subsequent conversion into several active metabolites, which inhibit protein synthesis by being falsely incorporated into fungal RNA or interfere with the biosynthesis of fungal DNA through

the inhibition of the enzyme thymidylate synthetase.

Activity In Vitro

Flucytosine has been shown to be active against most strains of the following microorganisms **both in vitro and in clinical infections.**

Candida albicans

Cryptococcus neoformans

Susceptibility Testing

For specific information regarding susceptibility test interpretive criteria and associated test methods and quality control standards recognized by FDA for this drug, please see: <https://www.fda.gov/STIC>.

Drug Resistance

Flucytosine resistance may arise from a mutation of an enzyme necessary for the cellular uptake or metabolism of flucytosine or from an increased synthesis of pyrimidines, which compete with the active metabolites of flucytosine (fluorinated antimetabolites). Resistance to flucytosine has been shown to develop during monotherapy after prolonged exposure to the drug.

Drug Combination

Antifungal synergism between flucytosine and polyene antibiotics, particularly amphotericin B has been reported *in vitro*. Flucytosine is usually administered in combination with amphotericin B due to lack of cross-resistance and reported synergistic activity of both drugs.

INDICATIONS AND USAGE

Flucytosine capsules are indicated only in the treatment of serious infections caused by susceptible strains of *Candida* and/or *Cryptococcus*.

Candida: Septicemia, endocarditis and urinary system infections have been effectively treated with flucytosine. Limited trials in pulmonary infections justify the use of flucytosine.

Cryptococcus: Meningitis and pulmonary infections have been treated effectively. Studies in septicemias and urinary tract infections are limited, but good responses have been reported.

Flucytosine capsules should be used in combination with amphotericin B for the treatment of systemic candidiasis and cryptococcosis because of the emergence of resistance to flucytosine (see **MICROBIOLOGY**).

CONTRAINDICATIONS

Flucytosine capsules are contraindicated in patients with a known hypersensitivity to the drug.

Flucytosine capsules are contraindicated in patients with known complete dihydropyrimidine dehydrogenase (DPD) enzyme deficiency (see **WARNINGS**).

WARNINGS

Flucytosine must be given with extreme caution to patients with impaired renal function. Since flucytosine is excreted primarily by the kidneys, renal impairment may lead to accumulation of the drug. Flucytosine serum concentrations should be monitored to determine the adequacy of renal excretion in such patients. Dosage adjustments should be made in patients with renal insufficiency to prevent progressive accumulation of active drug.

Flucytosine must be given with extreme caution to patients with bone marrow depression. Patients may be more prone to depression of bone marrow function if they: 1) have a hematologic disease, 2) are being treated with radiation or drugs which depress bone marrow, or 3) have a history of treatment with such drugs or radiation. Bone marrow toxicity can be irreversible and may lead to death in immunosuppressed patients. Frequent monitoring of hepatic function and of the hematopoietic system is indicated during therapy.

5-Fluorouracil is a metabolite of flucytosine. Dihydropyrimidine dehydrogenase is a key enzyme involved in the metabolism and elimination of 5-fluorouracil. Therefore, the risk of severe drug toxicity is increased when flucytosine is used in individuals with deficiency in DPD. Possible drug toxicities include mucositis, diarrhea, neutropenia, and neurotoxicity. Determination of DPD activity may be considered where drug toxicity is confirmed or suspected. In the event of suspected drug toxicity, consider stopping flucytosine treatment.

PRECAUTIONS

General

Before therapy with flucytosine is instituted, electrolytes (because of hypokalemia) and the hematologic and renal status of the patient should be determined (see **WARNINGS**). Close monitoring of the patient during therapy is essential.

Laboratory Tests

Since renal impairment can cause progressive accumulation of the drug, blood concentrations and kidney function should be monitored during therapy. Hematologic status (leukocyte and thrombocyte count) and liver function (alkaline phosphatase, SGOT and SGPT) should be determined at frequent intervals during treatment as indicated.

Drug Interactions

Cytosine arabinoside, a cytostatic agent, has been reported to inactivate the antifungal activity of flucytosine by competitive inhibition. Drugs which impair glomerular filtration may prolong the biological half-life of flucytosine.

Drug/Laboratory Test Interactions

Measurement of serum creatinine levels should be determined by the Jaffé reaction, since flucytosine do not interfere with the determination of creatinine values by this method. Most automated equipment for measurement of creatinine makes use of the Jaffé reaction.

Carcinogenesis, Mutagenesis, Impairment of Fertility

Flucytosine has not undergone adequate animal testing to evaluate carcinogenic potential. The mutagenic potential of flucytosine was evaluated in Ames-type studies with five different mutants of *S. typhimurium* and no mutagenicity was detected in the presence or absence of activating enzymes. Flucytosine was nonmutagenic in three different repair assay systems (i.e., rec, uvr and pol).

There have been no adequate trials in animals on the effects of flucytosine on fertility or reproductive performance. The fertility and reproductive performance of the offspring (F1 generation) of mice treated with 100 mg/kg/day (345 mg/M²/day or 0.059 times the human dose), 200 mg/kg/day (690 mg/M²/day or 0.118 times the human dose) or 400 mg/kg/day (1380 mg/M²/day or 0.236 times the human dose) of flucytosine on days 7 to 13 of gestation was studied; the in utero treatment had no adverse effect on the fertility or reproductive performance of the offspring.

Pregnancy

Teratogenic Effects

Flucytosine was shown to be teratogenic (vertebral fusions) in the rat at doses of 40 mg/kg/day (298 mg/M²/day or 0.051 times the human dose) administered on days 7 to 13 of gestation. At higher doses (700 mg/kg/day; 5208 mg/M²/day or 0.89 times the human dose administered on days 9 to 12 of gestation), cleft lip and palate and micrognathia were reported. Flucytosine was not teratogenic in rabbits up to a dose of 100 mg/kg/day (1423 mg/M²/day or 0.243 times the human dose) administered on days 6 to 18 of gestation. In mice, 400 mg/kg/day of flucytosine (1380 mg/M²/day or 0.236 times the human dose) administered on days 7 to 13 of gestation was associated with a low incidence of cleft palate that was not statistically significant. Studies in pregnant rats have shown that flucytosine injected intraperitoneally crosses the placental barrier. There are no adequate and well-controlled studies in pregnant women. Flucytosine should be used during pregnancy only if the potential benefit justifies the potential risk to the fetus.

Nursing Mothers

It is not known whether this drug is excreted in human milk. Because many drugs are excreted in human milk and because of the potential for serious adverse reactions in

nursing infants from flucytosine, a decision should be made whether to discontinue nursing or to discontinue the drug, taking into account the importance of the drug to the mother.

Pediatric Use

The efficacy and safety of flucytosine has not been systematically studied in pediatric patients. A small number of neonates have been treated with 25 to 200 mg/kg/day of flucytosine, with and without the addition of amphotericin B, for systemic candidiasis. No unexpected adverse reactions were reported in these patients. It should be noted, however, that hypokalemia and acidemia were reported in one patient who received flucytosine in combination with amphotericin B, and anemia was observed in a second patient who received flucytosine alone. Transient thrombocytopenia was noted in two additional patients, one of whom also received amphotericin B.

ADVERSE REACTIONS

The adverse reactions which have occurred during treatment with flucytosine is grouped according to organ system affected.

Cardiovascular: Cardiac arrest, myocardial toxicity, ventricular dysfunction.

Respiratory: Respiratory arrest, chest pain, dyspnea.

Dermatologic: Rash, pruritus, urticaria, photosensitivity.

Gastrointestinal: Nausea, emesis, abdominal pain, diarrhea, anorexia, dry mouth, duodenal ulcer,

gastrointestinal hemorrhage, acute hepatic injury including hepatic necrosis with possible fatal outcome in debilitated patients, hepatic dysfunction, jaundice, ulcerative colitis, enterocolitis, bilirubin elevation, increased hepatic enzymes.

Genitourinary: Azotemia, creatinine and BUN elevation, crystalluria, renal failure.

Hematologic: Anemia, agranulocytosis, aplastic anemia, eosinophilia, leukopenia, pancytopenia,

thrombocytopenia, and fatal cases of bone marrow aplasia.

Neurologic: Ataxia, hearing loss, headache, paresthesia, parkinsonism, peripheral neuropathy, pyrexia, vertigo, sedation, convulsions.

Psychiatric: Confusion, hallucinations, psychosis.

Miscellaneous: Fatigue, hypoglycemia, hypokalemia, weakness, allergic reactions, Lyell's

syndrome.

To report SUSPECTED ADVERSE REACTIONS, contact Aurobindo Pharma USA, Inc. at 1-866-850-2876 or FDA at 1-800-FDA-1088 or www.fda.gov/medwatch.

OVERDOSAGE

There is no experience with intentional overdosage. It is reasonable to expect that overdosage may produce pronounced manifestations of the known clinical adverse reactions. Prolonged serum concentrations in excess of 100 mcg/mL may be associated with an increased incidence of toxicity, especially gastrointestinal (diarrhea, nausea, vomiting), hematologic (leukopenia, thrombocytopenia) and hepatic (hepatitis).

In the management of overdosage, prompt gastric lavage or the use of an emetic is recommended. Adequate fluid intake should be maintained, by the intravenous route if necessary, since flucytosine is excreted unchanged via the renal tract. The hematologic parameters should be monitored frequently; liver and kidney function should be carefully monitored. Should any abnormalities appear in any of these parameters, appropriate therapeutic measures should be instituted.

Since hemodialysis has been shown to rapidly reduce serum concentrations in anuric patients, this method may be considered in the management of overdosage.

DOSAGE AND ADMINISTRATION

The usual dosage of flucytosine capsules are 50 to 150 mg/kg/day administered in divided doses at 6-hour intervals. Nausea or vomiting may be reduced or avoided if the capsules are given a few at a time over a 15-minute period. If the BUN or the serum creatinine is elevated, or if there are other signs of renal impairment, the initial dose should be at the lower level (see **WARNINGS**).

Flucytosine capsules should be used in combination with amphotericin B for the treatment of systemic candidiasis and cryptococcosis because of the emergence of resistance to flucytosine (see **MICROBIOLOGY**).

HOW SUPPLIED

Flucytosine Capsules, USP 250 mg are grey opaque cap and green opaque body size '2' hard gelatin capsules, imprinted FLU on cap and 250 on body filled with white to off white powder.

Bottles of 100

NDC 59651-331-01

Flucytosine Capsules, USP 500 mg are grey opaque cap and white opaque body size '0' hard gelatin capsules, imprinted FLU on cap and 500 on body filled with white to

off white powder.

Bottles of 100

NDC 59651-332-01

Store at 20° to 25°C (68° to 77°F) [see USP Controlled Room Temperature].

Distributed by:

Aurobindo Pharma USA, Inc.
279 Princeton-Hightstown Road
East Windsor, NJ 08520

Manufactured by:

Aurobindo Pharma Limited
Hyderabad-500 032, India

Revised: 03/2022

PACKAGE LABEL-PRINCIPAL DISPLAY PANEL - 250 mg (100 Capsules Bottle)
NDC 59651-331-01

Rx only
Flucytosine Capsules, USP
250 mg

AUROBINDO **100 Capsules**

NDC 59651-331-01

Rx only

Flucytosine Capsules, USP
250 mg

100 Capsules **KEEP OUT OF REACH OF CHILDREN**

Each capsule contains:
Flucytosine USP 250 mg.

Usual Dosage: For dosage recommendations and other important prescribing information, read accompanying insert.

Store at 20° to 25°C (68° to 77°F) [see USP Controlled Room Temperature].

Dispense in a tight, light-resistant container, with a child-resistant closure, as defined in the USP.

Distributed by:
Aurobindo Pharma USA, Inc.
279 Princeton-Hightstown Road
East Windsor, NJ 08520

Made in India

Code: TS/DRUGS/16/2014

N 59651331019

P1423011

* Over Printing Zone

Coding Area
(45 x 20 mm)
Dotted lines not to be printed

PACKAGE LABEL-PRINCIPAL DISPLAY PANEL - 500 mg (100 Capsules Bottle)
NDC 59651-332-01

Rx only

Flucytosine Capsules, USP 500 mg


AUROBINDO 100 Capsules

NDC 59651-332-01

Rx only

Flucytosine Capsules, USP

500 mg

 **AUROBINDO**

Each capsule contains:
Flucytosine USP 500 mg.

Usual Dosage: For dosage recommendations and other important prescribing information, read accompanying insert.

Store at 20° to 25°C (68° to 77°F) [see USP Controlled Room Temperature].


Dispense in a tight, light-resistant container, with a child-resistant closure, as defined in the USP.

Distributed by:
Aurobindo Pharma USA, Inc.
279 Princeton-Hightstown Road
East Windsor, NJ 08520

Made in India

Code: TS/DRUGS/16/2014

N 59651332016



P1423013

*

*Over Printing Zone

Coding Area
(45 x 20 mm)
Dotted lines not to be printed

FLUCYTOSINE

flucytosine capsule

Product Information

Product Type	HUMAN PRESCRIPTION DRUG	Item Code (Source)	NDC:59651-331
Route of Administration	ORAL		

Active Ingredient/Active Moiety

Ingredient Name	Basis of Strength	Strength
FLUCYTOSINE (UNII: D83282DT06) (FLUCYTOSINE - UNII:D83282DT06)	FLUCYTOSINE	250 mg

Inactive Ingredients

Ingredient Name	Strength
ANHYDROUS LACTOSE (UNII: 3SY5LH9PMK)	
GELATIN, UNSPECIFIED (UNII: 2G86QN327L)	
FERROSFERRIC OXIDE (UNII: XM0M87F357)	
POTASSIUM HYDROXIDE (UNII: WZH3C48M4T)	
STARCH, POTATO (UNII: 8I089SAH3T)	
SHELLAC (UNII: 46N107B71O)	
SILICON DIOXIDE (UNII: ETJ7Z6XBU4)	
TALC (UNII: 7SEV7J4R1U)	
TITANIUM DIOXIDE (UNII: 15FIX9V2JP)	
D&C YELLOW NO. 10 (UNII: 35SW5USQ3G)	

FD&C BLUE NO. 1 (UNII: H3R47K3TBD)				
FD&C YELLOW NO. 6 (UNII: H77VEI93A8)				
Product Characteristics				
Color	GRAY (cap) , GREEN (body)	Score no score		
Shape	CAPSULE	Size 18mm		
Flavor		Imprint Code FLU;250		
Contains				
Packaging				
#	Item Code	Package Description	Marketing Start Date	Marketing End Date
1	NDC:59651-331-01	100 in 1 BOTTLE; Type 0: Not a Combination Product	05/01/2020	
Marketing Information				
Marketing Category	Application Number or Monograph Citation	Marketing Start Date	Marketing End Date	
ANDA	ANDA213665	05/01/2020		

FLUCYTOSINE			
flucytosine capsule			
Product Information			
Product Type	HUMAN PRESCRIPTION DRUG	Item Code (Source)	NDC:59651-332
Route of Administration	ORAL		
Active Ingredient/Active Moiety			
Ingredient Name	Basis of Strength	Strength	
FLUCYTOSINE (UNII: D83282DT06) (FLUCYTOSINE - UNII:D83282DT06)	FLUCYTOSINE	500 mg	
Inactive Ingredients			
Ingredient Name	Strength		
ANHYDROUS LACTOSE (UNII: 3SY5LH9PMK)			
GELATIN, UNSPECIFIED (UNII: 2G86QN327L)			
FERROSO FERRIC OXIDE (UNII: XM0M87F357)			
POTASSIUM HYDROXIDE (UNII: WZH3C48M4T)			
STARCH, POTATO (UNII: 8I089SAH3T)			
SHELLAC (UNII: 46N107B71O)			
SILICON DIOXIDE (UNII: ETJ7Z6XBU4)			
TALC (UNII: 7SEV7J4R1U)			

TITANIUM DIOXIDE (UNII: 15FIX9V2JP)

Product Characteristics

Color	GRAY (cap) , WHITE (body)	Score	no score
Shape	CAPSULE	Size	21mm
Flavor		Imprint Code	FLU;500
Contains			

Packaging

#	Item Code	Package Description	Marketing Start Date	Marketing End Date
1	NDC:59651-332-01	100 in 1 BOTTLE; Type 0: Not a Combination Product	05/01/2020	

Marketing Information

Marketing Category	Application Number or Monograph Citation	Marketing Start Date	Marketing End Date
ANDA	ANDA213665	05/01/2020	

Labeler - Aurobindo Pharma Limited (650082092)

Establishment

Name	Address	ID/FEI	Business Operations
APL HEALTHCARE LIMITED		650844777	ANALYSIS(59651-331, 59651-332) , MANUFACTURE(59651-331, 59651-332)

Revised: 3/2022

Aurobindo Pharma Limited