

**AZITHROMYCIN- azithromycin tablet, film coated**  
**Unit Dose Services**

**HIGHLIGHTS OF PRESCRIBING INFORMATION**

These highlights do not include all the information needed to use AZITHROMYCIN TABLETS safely and effectively. See full prescribing information for AZITHROMYCIN TABLETS.

**AZITHROMYCIN Tablets, for oral use**  
**Initial U.S. Approval: 1991**

**RECENT MAJOR CHANGES**

Warnings and Precautions, Hypersensitivity (5.1) 3/2017  
Warnings and Precautions, Infantile Hypertrophic Pyloric Stenosis (5.3) 2/2017

**INDICATIONS AND USAGE**

Azithromycin is a macrolide antibacterial drug indicated for mild to moderate infections caused by designated, susceptible bacteria:

- Acute bacterial exacerbations of chronic bronchitis in adults (1.1)
- Acute bacterial sinusitis in adults (1.1)
- Uncomplicated skin and skin structure infections in adults (1.1)
- Urethritis and cervicitis in adults (1.1)
- Genital ulcer disease in men (1.1)
- Acute otitis media in pediatric patients (1.2)
- Community-acquired pneumonia in adults and pediatric patients (1.1, 1.2)
- Pharyngitis/tonsillitis in adults and pediatric patients (1.1, 1.2)

**Limitation of Use:**

Azithromycin should not be used in patients with pneumonia who are judged to be inappropriate for oral therapy because of moderate to severe illness or risk factors. (1.3)

To reduce the development of drug-resistant bacteria and maintain the effectiveness of azithromycin and other antibacterial drugs, azithromycin should be used only to treat infections that are proven or strongly suspected to be caused by susceptible bacteria. (1.4)

**DOSAGE AND ADMINISTRATION**

**Adult Patients (2.1)**

Infection	Recommended Dose/Duration of Therapy
Community-acquired pneumonia (mild severity) Pharyngitis/tonsillitis (second-line therapy) Skin/skin structure (uncomplicated)	500 mg as a single dose on Day 1, followed by 250 mg once daily on Days 2 through 5.
Acute bacterial exacerbations of chronic bronchitis (mild to moderate)	500 mg as a single dose on Day 1, followed by 250 mg once daily on Days 2 through 5 or 500 mg once daily for 3 days.
Acute bacterial sinusitis	500 mg once daily for 3 days.
Genital ulcer disease (chancroid)	One single 1 gram dose.
Non-gonococcal urethritis and cervicitis	
Gonococcal urethritis and cervicitis	One single 2 gram dose.

**Pediatric Patients (2.2)**

Infection	Recommended Dose/Duration of Therapy
Acute otitis media	30 mg/kg as a single dose or 10 mg/kg once daily for 3 days or 10 mg/kg as a single dose on Day 1 followed by 5 mg/kg/day on Days 2 through 5.
Acute bacterial sinusitis	10 mg/kg once daily for 3 days.
Community-acquired pneumonia	10 mg/kg as a single dose on Day 1 followed by 5 mg/kg once daily on Days 2 through 5.
Pharyngitis/tonsillitis	12 mg/kg once daily for 5 days.

**DOSAGE FORMS AND STRENGTHS**

- Azithromycin tablets, 250 mg and 500 mg (3)

**CONTRAINDICATIONS**

- Patients with known hypersensitivity to azithromycin, erythromycin, any macrolide or ketolide drug. (4.1)
- Patients with a history of cholestatic jaundice/hepatic dysfunction associated with prior use of azithromycin. (4.2)

**WARNINGS AND PRECAUTIONS**

- Serious (including fatal) allergic and skin reactions: Discontinue azithromycin if reaction occurs. (5.1)
- Hepatotoxicity: Severe, and sometimes fatal, hepatotoxicity has been reported, Discontinue azithromycin immediately if signs and symptoms of hepatitis occur. (5.2)
- Infantile Hypertrophic Pyloric Stenosis (IHPS): Following the use of azithromycin in neonates (treatment up to 42 days of life), IHPS has been reported. Direct parents and caregivers to contact their physician if vomiting or irritability with feeding occurs. (5.3)
- Prolongation of QT interval and cases of torsades de pointes have been reported. This risk which can be fatal should be considered in patients with certain cardiovascular disorders including known QT prolongation or history torsades de pointes, those with proarrhythmic conditions, and with other drugs that prolong the QT interval. (5.4)
- *Clostridium difficile* -Associated Diarrhea: Evaluate patients if diarrhea occurs. (5.5)
- Azithromycin may exacerbate muscle weakness in persons with myasthenia gravis. (5.6)

**ADVERSE REACTIONS**

Most common adverse reactions are diarrhea (5 to 14%), nausea (3 to 18%), abdominal pain (3 to 7%), or vomiting (2 to 7%). (6.1)

To report SUSPECTED ADVERSE REACTIONS, contact Wockhardt USA LLC, at 1-800-346-6854 or FDA at 1-800-FDA-1088 or [www.fda.gov/medwatch](http://www.fda.gov/medwatch).

**DRUG INTERACTIONS**

- Nelfinavir: Close monitoring for known adverse reactions of azithromycin, such as liver enzyme abnormalities and hearing impairment, is warranted. (7.1)
- Warfarin: Use with azithromycin may increase coagulation times; monitor prothrombin time. (7.2)

**USE IN SPECIFIC POPULATIONS**

- Pediatric use: Safety and effectiveness in the treatment of patients under 6 months of age have not been established. (8.4)
- Geriatric use: Elderly patients may be more susceptible to development of torsades de pointes arrhythmias. (8.5)

**FULL PRESCRIBING INFORMATION: CONTENTS\*****1 INDICATIONS AND USAGE**

- 1.1 Adult Patients
- 1.2 Pediatric Patients
- 1.3 Limitations of Use
- 1.4 Usage

**2 DOSAGE AND ADMINISTRATION**

- 2.1 Adult Patients
- 2.2 Pediatric Patients

**3 DOSAGE FORMS AND STRENGTHS****4 CONTRAINDICATIONS**

- 4.1 Hypersensitivity
- 4.2 Hepatic Dysfunction

**5 WARNINGS AND PRECAUTIONS**

- 5.1 Hypersensitivity
- 5.2 Hepatotoxicity
- 5.3 Infantile Hypertrophic Pyloric Stenosis
- 5.4 QT Prolongation
- 5.5 Clostridium difficile-Associated Diarrhea (CDAD)
- 5.6 Exacerbation of Myasthenia Gravis
- 5.7 Use in Sexually Transmitted Infections
- 5.8 Development of Drug-Resistant Bacteria

**6 ADVERSE REACTIONS**

- 6.1 Clinical Trials Experience
- 6.2 Postmarketing Experience
- 6.3 Laboratory Abnormalities

**7 DRUG INTERACTIONS**

- 7.1 Nelfinavir
- 7.2 Warfarin
- 7.3 Potential Drug-Drug Interactions with Macrolides

**8 USE IN SPECIFIC POPULATIONS**

- 8.1 Pregnancy
- 8.3 Nursing Mothers
- 8.4 Pediatric Use
- 8.5 Geriatric Use

**10 OVERDOSAGE****11 DESCRIPTION****12 CLINICAL PHARMACOLOGY**

- 12.1 Mechanism of Action
- 12.2 Pharmacodynamics
- 12.3 Pharmacokinetics
- 12.4 Microbiology

**13 NONCLINICAL TOXICOLOGY**

- 13.1 Carcinogenesis, Mutagenesis, Impairment of Fertility
- 13.2 Animal Toxicology and/or Pharmacology

**14 CLINICAL STUDIES**

- 14.1 Adult Patients
- 14.2 Pediatric Patients

**15 REFERENCES****16 HOW SUPPLIED/STORAGE AND HANDLING****17 PATIENT COUNSELING INFORMATION**

\* Sections or subsections omitted from the full prescribing information are not listed.

**FULL PRESCRIBING INFORMATION****1 INDICATIONS AND USAGE**

Azithromycin is a macrolide antibacterial drug indicated for the treatment of patients with mild to moderate infections caused by susceptible strains of the designated microorganisms in the specific conditions listed below. Recommended dosages and durations of therapy in adult and pediatric patient populations vary in these indications. [see *Dosage and Administration* (2)]

**1.1 Adult Patients**

- Acute bacterial exacerbations of chronic bronchitis due to *Haemophilus influenzae*, *Moraxella catarrhalis*, or *Streptococcus pneumoniae*.
- Acute bacterial sinusitis due to *Haemophilus influenzae*, *Moraxella catarrhalis*, or *Streptococcus pneumoniae*.
- Community-acquired pneumonia due to *Chlamydomyphila pneumoniae*, *Haemophilus influenzae*, *Mycoplasma pneumoniae*, or *Streptococcus pneumoniae* in patients appropriate for oral therapy.
- Pharyngitis/tonsillitis caused by *Streptococcus pyogenes* as an alternative to first-line therapy in individuals who cannot use first-line therapy.
- Uncomplicated skin and skin structure infections due to *Staphylococcus aureus*, *Streptococcus pyogenes*, or *Streptococcus agalactiae*.
- Urethritis and cervicitis due to *Chlamydia trachomatis* or *Neisseria gonorrhoeae*.
- Genital ulcer disease in men due to *Haemophilus ducreyi* (chancroid). Due to the small number of

women included in clinical trials, the efficacy of azithromycin in the treatment of chancroid in women has not been established.

## 1.2 Pediatric Patients

[see Use in Specific Populations (8.4) and Clinical Studies (14.2)]

- Acute otitis media (>6 months of age) caused by *Haemophilus influenzae*, *Moraxella catarrhalis*, or *Streptococcus pneumoniae*
- Community-acquired pneumonia (>6 months of age) due to *Chlamydomphila pneumoniae*, *Haemophilus influenzae*, *Mycoplasma pneumoniae*, or *Streptococcus pneumoniae* in patients appropriate for oral therapy.
- Pharyngitis/tonsillitis (>2 years of age) caused by *Streptococcus pyogenes* as an alternative to first-line therapy in individuals who cannot use first-line therapy.

## 1.3 Limitations of Use

Azithromycin should not be used in patients with pneumonia who are judged to be inappropriate for oral therapy because of moderate to severe illness or risk factors such as any of the following:

- patients with cystic fibrosis,
- patients with nosocomial infections,
- patients with known or suspected bacteremia,
- patients requiring hospitalization,
- elderly or debilitated patients, or
- patients with significant underlying health problems that may compromise their ability to respond to their illness (including immunodeficiency or functional asplenia).

## 1.4 Usage

To reduce the development of drug-resistant bacteria and maintain the effectiveness of azithromycin and other antibacterial drugs, azithromycin should be used only to treat infections that are proven or strongly suspected to be caused by susceptible bacteria. When culture and susceptibility information are available, they should be considered in selecting or modifying antibacterial therapy. In the absence of such data, local epidemiology and susceptibility patterns may contribute to the empiric selection of therapy.

## 2 DOSAGE AND ADMINISTRATION

### 2.1 Adult Patients

[see Indications and Usage (1.1) and Clinical Pharmacology (12.3)]

Infection*	Recommended Dose/Duration of Therapy
Community-acquired pneumonia Pharyngitis/tonsillitis (second-line therapy) Skin/skin structure (uncomplicated)	500 mg as a single dose on Day 1, followed by 250 mg once daily on Days 2 through 5
Acute bacterial exacerbations of chronic obstructive pulmonary disease	500 mg once daily for 3 days OR 500 mg as a single dose on Day 1, followed by 250 mg once daily on Days 2 through 5
Acute bacterial sinusitis	500 mg once daily for 3 days
Genital ulcer disease (chancroid)	One single 1 gram dose
Non-gonococcal urethritis and cervicitis	One single 1 gram dose
Gonococcal urethritis and cervicitis	One single 2 gram dose

\*DUE TO THE INDICATED ORGANISMS [see Indications and Usage (1.1)]

Azithromycin tablets, USP can be taken with or without food.

### 2.2 Pediatric Patients 1

Infection*	Recommended Dose/Duration of Therapy
Acute otitis media	30 mg/kg as a single dose or 10 mg/kg once daily for 3 days or 10 mg/kg as a single dose on Day 1 followed by 5 mg/kg/day on Days 2 through 5.
Acute bacterial sinusitis	10 mg/kg once daily for 3 days.
Community-acquired pneumonia	10 mg/kg as a single dose on Day 1 followed by 5 mg/kg once daily on Days 2 through 5.
Pharyngitis/tonsillitis	12 mg/kg once daily for 5 days.

\*DUE TO THE INDICATED ORGANISMS [see Indications and Usage (1.2)] 1 see dosing tables below for maximum doses evaluated by indication

Azithromycin for oral suspension can be taken with or without food.

### PEDIATRIC DOSAGE GUIDELINES FOR OTITIS MEDIA, ACUTE BACTERIAL SINUSITIS, AND COMMUNITY-ACQUIRED PNEUMONIA (Age 6 months and above, [see Use in Specific Populations (8.4)]) Based on Body Weight

OTITIS MEDIA AND COMMUNITY-ACQUIRED PNEUMONIA: (5-Day Regimen)*							
Dosing Calculated on 10 mg/kg/day Day 1 and 5 mg/kg/day Days 2 to 5.							
Weight		100 mg/5 mL		200 mg/5 mL		Total mL per Treatment Course	Total mg per Treatment Course
Kg	Lbs.	Day 1	Days 2 to 5	Day 1	Days 2 to 5		
5	11	2.5 mL; (½ tsp)	1.25 mL; (¼ tsp)			7.5 mL	150 mg
10	22	5 mL; (1tsp)	2.5 mL; (½ tsp)			15 mL	300 mg
20	44			5 mL;	2.5 mL;	15 mL	600 mg

				(1 tsp)	(½ tsp)		
30	66			7.5 mL; (1½ tsp)	3.75 mL; (¾ tsp)	22.5 mL	900 mg
40	88			10 mL; (2 tsp)	5 mL; (1 tsp)	30 mL	1200 mg
50 and above	110 and above			12.5 mL; (2½ tsp)	6.25 mL; (1¼ tsp)	37.5 mL	1500 mg

\*Effectiveness of the 3-day or 1-day regimen in pediatric patients with community-acquired pneumonia has not been established.

<b>OTITIS MEDIA AND ACUTE BACTERIAL SINUSITIS: (3-Day Regimen)*</b>					
<b>Dosing Calculated on 10 mg/kg/day.</b>					
<b>Weight</b>		<b>100 mg/5 mL</b>	<b>200 mg/5 mL</b>	<b>Total mL per</b>	<b>Total mg per</b>
<b>Kg</b>	<b>Lbs.</b>	<b>Days 1 to 3</b>	<b>Days 1 to 3</b>	<b>Treatment Course</b>	<b>Treatment Course</b>
5	11	2.5 mL; (½ tsp)		7.5 mL	150 mg
10	22	5 mL; (1 tsp)		15 mL	300 mg
20	44		5 mL (1 tsp)	15 mL	600 mg
30	66		7.5 mL (1 ½ tsp)	22.5 mL	900 mg
40	88		10 mL (2 tsp)	30 mL	1200 mg
50 and above	110 and above		12.5 mL (2 ½ tsp)	37.5 mL	1500 mg

\*Effectiveness of the 5-day or 1-day regimen in pediatric patients with acute bacterial sinusitis has not been established.

<b>OTITIS MEDIA: (1-Day Regimen)</b>				
<b>Dosing Calculated on 30 mg/kg as a single dose.</b>				
<b>Weight</b>		<b>200 mg/5 mL</b>	<b>Total mL per</b>	<b>Total mg per</b>
<b>Kg</b>	<b>Lbs.</b>	<b>1-Day Regimen</b>	<b>Treatment Course</b>	<b>Treatment Course</b>
5	11	3.75 mL; (¾ tsp)	3.75 mL	150 mg
10	22	7.5 mL; (1 ½ tsp)	7.5 mL	300 mg
20	44	15 mL; (3 tsp)	15 mL	600 mg
30	66	22.5 mL; (4 ½ tsp)	22.5 mL	900 mg
40	88	30 mL; (6 tsp)	30 mL	1200 mg
50 and above	110 and above	37.5 mL; (7 ½ tsp)	37.5 mL	1500 mg

The safety of re-dosing azithromycin in pediatric patients who vomit after receiving 30 mg/kg as a single dose has not been established. In clinical studies involving 487 patients with acute otitis media given a single 30 mg/kg dose of azithromycin, 8 patients who vomited within 30 minutes of dosing were re-dosed at the same total dose.

**Pharyngitis/Tonsillitis:** The recommended dose of azithromycin tablets for children with pharyngitis/tonsillitis is 12 mg/kg once daily for 5 days. (See chart below.)

#### **PEDIATRIC DOSAGE GUIDELINES FOR PHARYNGITIS/TONSILLITIS (Age 2 years and above, [see Use in Specific Populations (8.4)]) Based on Body Weight**

<b>PHARYNGITIS/TONSILLITIS: (5-Day Regimen)</b>				
<b>Dosing Calculated on 12 mg/kg/day for 5 days.</b>				
<b>Weight</b>		<b>200 mg/5 mL</b>	<b>Total mL per</b>	<b>Total mg per</b>
<b>Kg</b>	<b>Lbs.</b>	<b>Day 1 to 5</b>	<b>Treatment Course</b>	<b>Treatment Course</b>
8	18	2.5 mL; (½ tsp)	12.5 mL	500 mg
17	37	5 mL; (1 tsp)	25 mL	1000 mg
25	55	7.5 mL; (1½ tsp)	37.5 mL	1500 mg
33	73	10 mL; (2 tsp)	50 mL	2000 mg
40	88	12.5 mL; (2½ tsp)	62.5 mL	2500 mg

### **3 DOSAGE FORMS AND STRENGTHS**

Azithromycin tablets 250 mg are supplied as white film-coated oval shaped biconvex tablets debossed with W961 on one side and other side plain containing anhydrous azithromycin 250 mg.

Azithromycin tablets 500 mg are supplied as white film-coated oval shaped biconvex tablets debossed with W964 on one side and other side plain containing anhydrous azithromycin 500 mg.

### **4 CONTRAINDICATIONS**

#### **4.1 Hypersensitivity**

Azithromycin tablets are contraindicated in patients with known hypersensitivity to azithromycin, erythromycin, any macrolide or ketolide drug.

#### **4.2 Hepatic Dysfunction**

Azithromycin tablets are contraindicated in patients with a history of cholestatic jaundice/hepatic dysfunction associated with prior use of azithromycin.

## 5 WARNINGS AND PRECAUTIONS

### 5.1 Hypersensitivity

Serious allergic reactions, including angioedema, anaphylaxis, and dermatologic reactions including Acute Generalized Exanthematous Pustulosis (AGEP), Stevens-Johnson syndrome, and toxic epidermal necrolysis have been reported in patients on azithromycin therapy. [see Contraindications (4.1)]

Fatalities have been reported. Cases of Drug Reaction with Eosinophilia and Systemic Symptoms (DRESS) have also been reported. Despite initially successful symptomatic treatment of the allergic symptoms, when symptomatic therapy was discontinued, the allergic symptoms recurred soon thereafter in some patients without further azithromycin exposure. These patients required prolonged periods of observation and symptomatic treatment. The relationship of these episodes to the long tissue half-life of azithromycin and subsequent prolonged exposure to antigen is presently unknown.

If an allergic reaction occurs, the drug should be discontinued and appropriate therapy should be instituted. Physicians should be aware that allergic symptoms may reappear when symptomatic therapy has been discontinued.

### 5.2 Hepatotoxicity

Abnormal liver function, hepatitis, cholestatic jaundice, hepatic necrosis, and hepatic failure have been reported, some of which have resulted in death. Discontinue azithromycin immediately if signs and symptoms of hepatitis occur.

### 5.3 Infantile Hypertrophic Pyloric Stenosis

Following the use of azithromycin in neonates (treatment up to 42 days of life), IHPS has been reported. Direct parents and caregivers to contact their physician if vomiting or irritability with feeding occurs.

### 5.4 QT Prolongation

Prolonged cardiac repolarization and QT interval, imparting a risk of developing cardiac arrhythmia and torsades de pointes, have been seen with treatment with macrolides, including azithromycin. Cases of torsades de pointes have been spontaneously reported during postmarketing surveillance in patients receiving azithromycin. Providers should consider the risk of QT prolongation which can be fatal when weighing the risks and benefits of azithromycin for at-risk groups including:

- patients with known prolongation of the QT interval, a history of torsades de pointes, congenital long QT syndrome, bradyarrhythmias or uncompensated heart failure
- patients on drugs known to prolong the QT interval
- patients with ongoing proarrhythmic conditions such as uncorrected hypokalemia or hypomagnesemia, clinically significant bradycardia, and in patients receiving Class IA (quinidine, procainamide) or Class III (dofetilide, amiodarone, sotalol) antiarrhythmic agents.

Elderly patients may be more susceptible to drug-associated effects on the QT interval.

### 5.5 Clostridium difficile-Associated Diarrhea (CDAD)

*Clostridium difficile*-associated diarrhea has been reported with use of nearly all antibacterial agents, including azithromycin, and may range in severity from mild diarrhea to fatal colitis. Treatment with antibacterial agents alters the normal flora of the colon, leading to overgrowth of *C. difficile*.

*C. difficile* produces toxins A and B which contribute to the development of CDAD. Hypertoxin producing strains of *C. difficile* cause increased morbidity and mortality, as these infections can be refractory to antibacterial therapy and may require colectomy. CDAD must be considered in all patients who present with diarrhea following antibiotic use. Careful medical history is necessary since CDAD has been reported to occur over two months after the administration of antibacterial agents.

If CDAD is suspected or confirmed, ongoing antibiotic use not directed against *C. difficile* may need to be discontinued. Appropriate fluid and electrolyte management, protein supplementation, antibiotic treatment of *C. difficile*, and surgical evaluation should be instituted as clinically indicated.

### 5.6 Exacerbation of Myasthenia Gravis

Exacerbation of symptoms of myasthenia gravis and new onset of myasthenic syndrome have been reported in patients receiving azithromycin therapy.

### 5.7 Use in Sexually Transmitted Infections

Azithromycin at the recommended dose, should not be relied upon to treat syphilis. Antibacterial agents used to treat non-gonococcal urethritis may mask or delay the symptoms of incubating syphilis. All patients with sexually transmitted urethritis or cervicitis should have a serologic test for syphilis and appropriate testing for gonorrhea performed at the time of diagnosis. Appropriate antibacterial therapy and follow-up tests for these diseases should be initiated if infection is confirmed.

### 5.8 Development of Drug-Resistant Bacteria

Prescribing azithromycin in the absence of a proven or strongly suspected bacterial infection is unlikely to provide benefit to the patient and increases the risk of the development of drug-resistant bacteria.

## 6 ADVERSE REACTIONS

### 6.1 Clinical Trials Experience

Because clinical trials are conducted under widely varying conditions, adverse reaction rates observed in the clinical trials of a drug cannot be directly compared to rates in the clinical trials of another drug and may not reflect the rates observed in practice.

In clinical trials, most of the reported side effects were mild to moderate in severity and were reversible upon discontinuation of the drug. Potentially serious adverse reactions of angioedema and cholestatic jaundice were reported. Approximately 0.7% of the patients (adults and pediatric patients) from the 5-day multiple-dose clinical trials discontinued azithromycin therapy because of treatment-related adverse reactions. In adults given 500 mg/day for 3 days, the discontinuation rate due to

treatment-related adverse reactions was 0.6%. In clinical trials in pediatric patients given 30 mg/kg, either as a single dose or over 3 days, discontinuation from the trials due to treatment-related adverse reactions was approximately 1%. Most of the adverse reactions leading to discontinuation were related to the gastrointestinal tract, e.g., nausea, vomiting, diarrhea, or abdominal pain. [see *Clinical Studies (14.2)*]

#### Adults

Multiple-dose regimens: Overall, the most common treatment-related adverse reactions in adult patients receiving multiple-dose regimens of azithromycin were related to the gastrointestinal system with diarrhea/loose stools (4 to 5%), nausea (3%), and abdominal pain (2 to 3%) being the most frequently reported.

No other adverse reactions occurred in patients on the multiple-dose regimens of azithromycin with a frequency greater than 1%. Adverse reactions that occurred with a frequency of 1% or less included the following:

*Cardiovascular:* Palpitations, chest pain.

*Gastrointestinal:* Dyspepsia, flatulence, vomiting, melena, and cholestatic jaundice.

*Genitourinary:* Monilia, vaginitis, and nephritis.

*Nervous System:* Dizziness, headache, vertigo, and somnolence.

*General:* Fatigue.

*Allergic:* Rash, pruritus, photosensitivity, and angioedema.

Single 1-gram dose regimen:

Overall, the most common adverse reactions in patients receiving a single-dose regimen of 1 gram of azithromycin were related to the gastrointestinal system and were more frequently reported than in patients receiving the multiple-dose regimen.

Adverse reactions that occurred in patients on the single 1-gram dosing regimen of azithromycin with a frequency of 1% or greater included diarrhea/loose stools (7%), nausea (5%), abdominal pain (5%), vomiting (2%), dyspepsia (1%), and vaginitis (1%).

Single 2-gram dose regimen:

Overall, the most common adverse reactions in patients receiving a single 2-gram dose of azithromycin were related to the gastrointestinal system. Adverse reactions that occurred in patients in this study with a frequency of 1% or greater included nausea (18%), diarrhea/loose stools (14%), vomiting (7%), abdominal pain (7%), vaginitis (2%), dyspepsia (1%), and dizziness (1%). The majority of these complaints were mild in nature.

#### Pediatric Patients

Single and Multiple-dose regimens: The types of adverse reactions in pediatric patients were comparable to those seen in adults, with different incidence rates for the dosage regimens recommended in pediatric patients.

*Acute Otitis Media:* For the recommended total dosage regimen of 30 mg/kg, the most frequent adverse reactions ( $\geq 1\%$ ) attributed to treatment were diarrhea, abdominal pain, vomiting, nausea, and rash. [see *Dosage and Administration (2)* and *Clinical Studies (14.2)*]

**The incidence, based on dosing regimen, is described in the table below:**

Dosage Regimen	Diarrhea %	Abdominal Pain %	Vomiting %	Nausea %	Rash %
1-day	4.3%	1.4%	4.9%	1%	1%
3-day	2.6%	1.7%	2.3%	0.4%	0.6%
5-day	1.8%	1.2%	1.1%	0.5%	0.4%

*Community-Acquired Pneumonia:* For the recommended dosage regimen of 10 mg/kg on Day 1 followed by 5 mg/kg on Days 2 to 5, the most frequent adverse reactions attributed to treatment were diarrhea/loose stools, abdominal pain, vomiting, nausea, and rash.

**The incidence is described in the table below:**

Dosage Regimen	Diarrhea/Loose stools %	Abdominal Pain %	Vomiting %	Nausea %	Rash %
5-day	5.8%	1.9%	1.9%	1.9%	1.6%

*Pharyngitis/tonsillitis:* For the recommended dosage regimen of 12 mg/kg on Days 1 to 5, the most frequent adverse reactions attributed to treatment were diarrhea, vomiting, abdominal pain, nausea, and headache.

**The incidence is described in the table below:**

Dosage Regimen	Diarrhea %	Abdominal Pain %	Vomiting %	Nausea %	Rash %	Headache %
5-day	5.4%	3.4%	5.6%	1.8%	0.7%	1.1%

With any of the treatment regimens, no other adverse reactions occurred in pediatric patients treated with azithromycin tablets with a frequency greater than 1%. Adverse reactions that occurred with a frequency of 1% or less included the following:

*Cardiovascular:* Chest pain.

*Gastrointestinal:* Dyspepsia, constipation, anorexia, enteritis, flatulence, gastritis, jaundice, loose stools, and oral moniliasis.

*Hematologic and Lymphatic:* Anemia and leukopenia.

*Nervous System:* Headache (otitis media dosage), hyperkinesia, dizziness nervousness, and insomnia.

*General:* Fever, face edema, fatigue, fungal infection, malaise, and pain.

*Allergic:* Rash and allergic reaction.

*Respiratory:* Increased cough, pharyngitis, pleural effusion, and rhinitis.

*Skin and Appendages:* Eczema, fungal dermatitis, pruritus, sweating, urticaria, and vesicubullous rash.

*Special Senses:* Conjunctivitis.

## 6.2 Postmarketing Experience

The following adverse reactions have been identified during post-approval use of azithromycin. Because these reactions are reported voluntarily from a population of uncertain size, it is not always possible to reliably estimate their frequency or establish a causal relationship to drug exposure.

Adverse reactions reported with azithromycin during the postmarketing period in adult and/or pediatric patients for which a causal relationship may not be established include:

*Allergic:* Arthralgia, edema, urticaria, and angioedema.

*Cardiovascular:* Arrhythmias including ventricular tachycardia and hypotension. There have been reports of QT prolongation and *torsades de pointes*.

*Gastrointestinal:* Anorexia, constipation, dyspepsia, flatulence, vomiting/diarrhea, pseudomembranous colitis, pancreatitis, oral candidiasis, pyloric stenosis, and reports of tongue discoloration.

*General:* Asthenia, paresthesia, fatigue, malaise, and anaphylaxis.

*Genitourinary:* Interstitial nephritis and acute renal failure and vaginitis.

*Hematopoietic:* Thrombocytopenia.

*Liver/Biliary:* Abnormal liver function, hepatitis, cholestatic jaundice, hepatic necrosis, and hepatic failure [see *Warnings and Precautions (5.2)*].

*Nervous System:* Convulsions, dizziness/vertigo, headache, somnolence, hyperactivity, nervousness, agitation, and syncope.

*Psychiatric:* Aggressive reaction and anxiety.

*Skin/Appendages:* Pruritus, serious skin reactions including erythema multiforme, AGEP, Stevens-Johnson Syndrome and toxic epidermal necrolysis.

*Special Senses:* Hearing disturbances including hearing loss, deafness and/or tinnitus, and reports of taste/smell perversion and/or loss.

## 6.3 Laboratory Abnormalities

### Adults:

Clinically significant abnormalities (irrespective of drug relationship) occurring during the clinical trials were reported as follows: with an incidence of greater than 1%: decreased hemoglobin, hematocrit, lymphocytes, neutrophils, and blood glucose; elevated serum creatine phosphokinase, potassium, ALT, GGT, AST, BUN, creatinine, blood glucose, platelet count, lymphocytes, neutrophils, and eosinophils; with an incidence of less than 1%: leukopenia, neutropenia, decreased sodium, potassium, platelet count, elevated monocytes, basophils, bicarbonate, serum alkaline phosphatase, bilirubin, LDH, and phosphate. The majority of subjects with elevated serum creatinine also had abnormal values at baseline. When follow-up was provided, changes in laboratory tests appeared to be reversible.

In multiple-dose clinical trials involving more than 5000 patients, four patients discontinued therapy because of treatment-related liver enzyme abnormalities and one because of a renal function abnormality.

### Pediatric Patients:

#### One, Three, and Five Day Regimens

Laboratory data collected from comparative clinical trials employing two 3-day regimens (30 mg/kg or 60 mg/kg in divided doses over 3 days), or two 5-day regimens (30 mg/kg or 60 mg/kg in divided doses over 5 days) were similar for regimens of azithromycin and all comparators combined, with most clinically significant laboratory abnormalities occurring at incidences of 1 to 5%. Laboratory data for patients receiving 30 mg/kg as a single dose were collected in one single center trial. In that trial, an absolute neutrophil count between 500 to 1500 cells/mm<sup>3</sup> was observed in 10/64 patients receiving 30 mg/kg as a single dose, 9/62 patients receiving 30 mg/kg given over 3 days, and 8/63 comparator patients. No patient had an absolute neutrophil count <500 cells/mm<sup>3</sup>.

In multiple-dose clinical trials involving approximately 4700 pediatric patients, no patients discontinued therapy because of treatment-related laboratory abnormalities.

## 7 DRUG INTERACTIONS

### 7.1 Nelfinavir

Co-administration of nelfinavir at steady-state with a single oral dose of azithromycin resulted in increased azithromycin serum concentrations. Although a dose adjustment of azithromycin is not recommended when administered in combination with nelfinavir, close monitoring for known adverse reactions of azithromycin, such as liver enzyme abnormalities and hearing impairment, is warranted. [see *Adverse Reactions (6)*]

### 7.2 Warfarin

Spontaneous postmarketing reports suggest that concomitant administration of azithromycin may potentiate the effects of oral anticoagulants such as warfarin, although the prothrombin time was not affected in the dedicated drug interaction study with azithromycin and warfarin. Prothrombin times should be carefully monitored while patients are receiving azithromycin and oral anticoagulants concomitantly.

### 7.3 Potential Drug-Drug Interactions with Macrolides

Interactions with digoxin or phenytoin have not been reported in clinical trials with azithromycin; however, no specific drug interaction studies have been performed to evaluate potential drug-drug interactions. However, drug interactions have been observed with other macrolide products. Until further data are developed regarding drug interactions when digoxin or phenytoin are used concomitantly with azithromycin careful monitoring of patients is advised.

## 8 USE IN SPECIFIC POPULATIONS

### 8.1 Pregnancy

Teratogenic Effects: Pregnancy Category B: Reproduction studies have been performed in rats and mice at doses up to moderately maternally toxic dose concentrations (i.e., 200 mg/kg/day). These daily doses in rats and mice, based on body surface area, are estimated to be 4 and 2 times, respectively, an adult daily dose of 500 mg. In the animal studies, no evidence of harm to the fetus due to azithromycin was found. There are, however, no adequate and well-controlled studies in pregnant women. Because animal reproduction studies are not always predictive of human response, azithromycin should be used during pregnancy only if clearly needed.

### 8.3 Nursing Mothers

Azithromycin has been reported to be excreted in human breast milk in small amounts. Caution should be exercised when azithromycin is administered to a nursing woman.

### 8.4 Pediatric Use

[see *Clinical Pharmacology* (12.3), *Indications and Usage* (1.2), and *Dosage and Administration* (2.2)]

Safety and effectiveness in the treatment of pediatric patients with acute otitis media, acute bacterial sinusitis and community-acquired pneumonia under 6 months of age have not been established. Use of azithromycin for the treatment of acute bacterial sinusitis and community-acquired pneumonia in pediatric patients (6 months of age or greater) is supported by adequate and well-controlled trials in adults

*Pharyngitis/Tonsillitis*: Safety and effectiveness in the treatment of pediatric patients with pharyngitis/tonsillitis under 2 years of age have not been established.

### 8.5 Geriatric Use

In multiple-dose clinical trials of oral azithromycin, 9% of patients were at least 65 years of age (458/4949) and 3% of patients (144/4949) were at least 75 years of age. No overall differences in safety or effectiveness were observed between these subjects and younger subjects, and other reported clinical experience has not identified differences in response between the elderly and younger patients, but greater sensitivity of some older individuals cannot be ruled out.

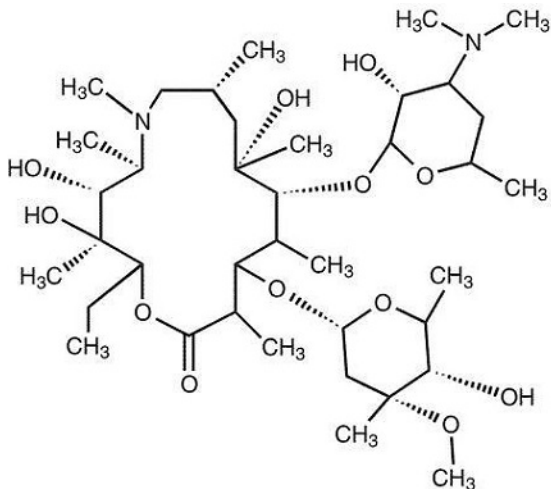
Elderly patients may be more susceptible to development of torsades de pointes arrhythmias than younger patients. [see *WARNINGS AND PRECAUTIONS* (5.4)]

## 10 OVERDOSAGE

Adverse reactions experienced at higher than recommended doses were similar to those seen at normal doses particularly nausea, diarrhea, and vomiting. In the event of overdosage, general symptomatic and supportive measures are indicated as required.

## 11 DESCRIPTION

Azithromycin tablets, USP contain the active ingredient azithromycin, a macrolide antibacterial drug, for oral administration. Azithromycin has the chemical name (2R,3S,4R,5R,8R,10R,11R,12S,13S,14R)-13-[[2,6-dideoxy-3-C-methyl-3-O-methyl- $\alpha$ -L-ribo-hexopyranosyl]oxy]-2-ethyl-3,4,10-trihydroxy-3,5,6,8,10,12,14-heptamethyl-11-[[[3,4,6-trideoxy-3-(dimethylamino)- $\beta$ -D-xylo-hexopyranosyl]oxy]-1-oxa-6-azacyclopentadecan-15-one. Azithromycin is derived from erythromycin; however, it differs chemically from erythromycin in that a methyl-substituted nitrogen atom is incorporated into the lactone ring. Its molecular formula is  $C_{38}H_{72}N_2O_{12}$ , and its molecular weight is 749. Azithromycin has the following structural formula:





Anhydrous azithromycin USP is a white amorphous powder with a molecular formula of  $C_{38}H_{72}N_2O_{12}$  and a molecular weight of 749.

Azithromycin tablet, USP is supplied for oral administration as white, film-coated, oval shaped biconvex tablets containing anhydrous azithromycin 250 mg or 500 mg and the following inactive ingredients: microcrystalline cellulose, corn starch, croscarmellose sodium, magnesium trisilicate, magnesium stearate, colloidal silicon dioxide, hydroxypropyl cellulose, sodium lauryl sulfate, hypromellose, titanium dioxide and polyethylene glycol.

## 12 CLINICAL PHARMACOLOGY

### 12.1 Mechanism of Action

Azithromycin is a macrolide antibacterial drug. [see Microbiology (12.4)]

### 12.2 Pharmacodynamics

Based on animal models of infection, the antibacterial activity of azithromycin appears to correlate with the ratio of area under the concentration-time curve to minimum inhibitory concentration (AUC/MIC) for certain pathogens (*S. pneumoniae* and *S. aureus*). The principal pharmacokinetic/pharmacodynamic parameter best associated with clinical and microbiological cure has not been elucidated in clinical trials with azithromycin.

### Cardiac Electrophysiology

QTc interval prolongation was studied in a randomized, placebo-controlled parallel trial in 116 healthy subjects who received either chloroquine (1000 mg) alone or in combination with oral azithromycin (500 mg, 1000 mg, and 1500 mg once daily). Co-administration of azithromycin increased the QTc interval in a dose- and concentration- dependent manner. In comparison to chloroquine alone, the maximum mean (95% upper confidence bound) increases in QTcF were 5 (10) ms, 7 (12) ms and 9 (14) ms with the co-administration of 500 mg, 1000 mg and 1500 mg azithromycin, respectively.

### 12.3 Pharmacokinetics

Following oral administration of a single 500 mg dose (two 250 mg tablets) to 36 fasted healthy male volunteers, the mean (SD) pharmacokinetic parameters were  $AUC_{0-72} = 4.3$  (1.2) mcg•hr/mL;  $C_{max} = 0.5$  (0.2) mcg/mL;  $T_{max} = 2.2$  (0.9) hours. Two azithromycin 250 mg tablets are bioequivalent to a single 500 mg tablet.

In a two-way crossover study, 12 adult healthy volunteers (6 males, 6 females) received 1500 mg of azithromycin administered in single daily doses over either 5 days (two 250 mg tablets on day 1, followed by one 250 mg tablet on days 2 to 5) or 3 days (500 mg per day for days 1 to 3). Due to limited serum samples on day 2 (3-day regimen) and days 2 to 4 (5-day regimen), the serum concentration-time profile of each subject was fit to a 3-compartment model and the  $AUC_{0-\infty}$  for the fitted concentration profile was comparable between the 5-day and 3-day regimens.

Pharmacokinetic Parameter [mean (SD)]	3-Day Regimen		5-Day Regimen	
	Day 1	Day 3	Day 1	Day 5
$C_{max}$ (serum, mcg/mL)	0.44 (0.22)	0.54 (0.25)	0.43 (0.20)	0.24 (0.06)
Serum $AUC_{0-\infty}$ (mcg•hr/mL)	17.4 (6.2)*		14.9 (3.1)*	
Serum $T_{1/2}$	71.8 hr		68.9 hr	

\*Total AUC for the entire 3-day and 5-day regimens.

### Absorption

The absolute bioavailability of azithromycin 250 mg capsules is 38%.

In a two-way crossover study in which 12 healthy subjects received a single 500 mg dose of azithromycin (two 250 mg tablets) with or without a high fat meal, food was shown to increase  $C_{max}$  by 23% but had no effect on AUC.

When azithromycin oral suspension was administered with food to 28 adult healthy male subjects,  $C_{max}$  increased by 56% and AUC was unchanged.

### Distribution

The serum protein binding of azithromycin is variable in the concentration range approximating human exposure, decreasing from 51% at 0.02 mcg/mL to 7% at 2 mcg/mL.

The antibacterial activity of azithromycin is pH related and appears to be reduced with decreasing pH. However, the extensive distribution of drug to tissues may be relevant to clinical activity.

Azithromycin has been shown to penetrate into human tissues, including skin, lung, tonsil, and cervix. Extensive tissue distribution was confirmed by examination of additional tissues and fluids (bone, ejaculum, prostate, ovary, uterus, salpinx, stomach, liver, and gallbladder). As there are no data from adequate and well-controlled studies of azithromycin treatment of infections in these additional body sites, the clinical significance of these tissue concentration data is unknown.

Following a regimen of 500 mg on the first day and 250 mg daily for 4 days, very low concentrations were noted in cerebrospinal fluid (less than 0.01 mcg/mL) in the presence of noninflamed meninges.

### Metabolism

*In vitro* and *in vivo* studies to assess the metabolism of azithromycin have not been performed.

### Elimination

Plasma concentrations of azithromycin following single 500 mg oral and IV doses declined in a polyphasic pattern resulting in a mean apparent plasma clearance of 630 mL/min and terminal elimination half-life of 68 hr. The prolonged terminal half-life is thought to be due to extensive uptake and subsequent release of drug from tissues. Biliary excretion of azithromycin, predominantly as unchanged drug, is a major route of elimination. Over the course of a week, approximately 6% of the administered dose appears as unchanged drug in urine.

### Specific Populations

#### Renal Insufficiency

Azithromycin pharmacokinetics was investigated in 42 adults (21 to 85 years of age) with varying degrees of renal impairment. Following the oral administration of a single 1 g dose of azithromycin (4 x 250 mg capsules), mean  $C_{max}$  and  $AUC_{0-120}$  increased by 5.1% and 4.2%, respectively, in subjects with mild to moderate renal impairment (GFR 10 to 80 mL/min) compared to subjects with normal renal function (GFR >80 mL/min). The mean  $C_{max}$  and  $AUC_{0-120}$  increased 61% and 35%, respectively, in subjects with severe renal impairment (GFR <10 mL/min) compared to subjects with normal renal function (GFR >80 mL/min).

#### Hepatic Insufficiency

The pharmacokinetics of azithromycin in subjects with hepatic impairment has not been established.

#### Gender

There are no significant differences in the disposition of azithromycin between male and female subjects. No dosage adjustment is recommended based on gender.

#### Geriatric Patients

Pharmacokinetic parameters in older volunteers (65 to 85 years old) were similar to those in young adults (18 to 40 years old) for the 5-day therapeutic regimen. Dosage adjustment does not appear to be necessary for older patients with normal renal and hepatic function receiving treatment with this dosage regimen. [see Geriatric Use (8.5)]

#### Pediatric Patients

In two clinical studies, azithromycin for oral suspension was dosed at 10 mg/kg on day 1, followed by 5 mg/kg on days 2 through 5 in two groups of pediatric patients (aged 1 to 5 years and 5 to 15 years, respectively). The mean pharmacokinetic parameters on day 5 were  $C_{max}$  =0.216 mcg/mL,  $T_{max}$  =1.9 hr, and  $AUC_{0-24}$  =1.822 mcg•hr/mL for the 1 to 5-year-old group and were  $C_{max}$  =0.383 mcg/mL,  $T_{max}$  =2.4 hr, and  $AUC_{0-24}$  =3.109 mcg•hr/mL for the 5 to 15-year-old group.

In another study, 33 pediatric patients received doses of 12 mg/kg/day (maximum daily dose 500 mg) for 5 days, of whom 31 patients were evaluated for azithromycin pharmacokinetics following a low fat breakfast. In this study, azithromycin concentrations were determined over a 24 hr period following the last daily dose. Patients weighing above 41.7 kg received the maximum adult daily dose of 500 mg. Seventeen patients (weighing 41.7 kg or less) received a total dose of 60 mg/kg. The following table shows pharmacokinetic data in the subset of pediatric patients who received a total dose of 60 mg/kg.

Pharmacokinetic Parameter [mean (SD)]	5-Day Regimen (12 mg/kg for 5 days)
N	17
$C_{max}$ (mcg/mL)	0.5 (0.4)
$T_{max}$ (hr)	2.2 (0.8)
$AUC_{0-24}$ (mcg•hr/mL)	3.9 (1.9)

Single dose pharmacokinetics of azithromycin in pediatric patients given doses of 30 mg/kg have not been studied. [see Dosage and Administration (2)]

Drug interaction studies were performed with azithromycin and other drugs likely to be co-administered. The effects of co-administration of azithromycin on the pharmacokinetics of other drugs are shown in Table 1 and the effects of other drugs on the pharmacokinetics of azithromycin are shown in Table 2.

Co-administration of azithromycin at therapeutic doses had a modest effect on the pharmacokinetics of the drugs listed in Table 1. No dosage adjustment of drugs listed in Table 1 is recommended when co-administered with azithromycin.

Co-administration of azithromycin with efavirenz or fluconazole had a modest effect on the pharmacokinetics of azithromycin. Nelfinavir significantly increased the  $C_{max}$  and AUC of azithromycin. No dosage adjustment of azithromycin is recommended when administered with drugs listed in Table 2. [see Drug Interactions (7.3)]

Co-administered Drug	Dose of Co-administered Drug	Dose of Azithromycin	n	Ratio (with/without azithromycin) of Co-administered Drug Pharmacokinetic Parameters (90% CI); No Effect = 1	
				Mean $C_{max}$	Mean AUC
Atorvastatin	10 mg/day for 8 days	500 mg/day orally on days 6 to 8	12	0.83 (0.63 to 1.08)	1.01 (0.81 to 1.25)
Carbamazepine	200 mg/day for 2 days, then 200 mg twice a day for 18 days	500 mg/day orally for days 16 to 18	7	0.97 (0.88 to 1.06)	0.96 (0.88 to 1.06)
Cetirizine	20 mg/day for 11 days	500 mg orally on day 7, then 250 mg/day on days 8 to 11	14	1.03 (0.93 to 1.14)	1.02 (0.92 to 1.13)
Didanosine	200 mg orally twice a day for 21 days	1200 mg/day orally on days 8 to 21	6	1.44 (0.85 to 2.43)	1.14 (0.83 to 1.57)
Efavirenz	400 mg/day for 7 days	600 mg orally on day 7	14	1.04*	0.95*
Fluconazole	200 mg orally single dose	1200 mg orally single dose	18	1.04 (0.98 to 1.11)	1.01 (0.97 to 1.05)

Indinavir	800 mg three times a day for 5 days	1200 mg orally on day 5	18	0.96 (0.86 to 1.08)	0.90 (0.81 to 1)
Midazolam	15 mg orally on day 3	500 mg/day orally for 3 days	12	1.27 (0.89 to 1.81)	1.26 (1.01 to 1.56)
Nelfinavir	750 mg three times a day for 11 days	1,200 mg orally on day 9	14	0.90 (0.81 to 1.01)	0.85 (0.78 to 0.93)
Sildenafil	100 mg on days 1 and 4	500 mg/day orally for 3 days	12	1.16 (0.86 to 1.57)	0.92 (0.75 to 1.12)
Theophylline	4 mg/kg IV on days 1, 11, 25	500 mg orally on day 7, 250 mg/day on days 8 to 11	10	1.19 (1.02 to 1.40)	1.02 (0.86 to 1.22)
Theophylline	300 mg orally twice a day for 15 days	500 mg orally on day 6, then 250 mg/day on days 7 to 10	8	1.09 (0.92 to 1.29)	1.08 (0.89 to 1.31)
Triazolam	0.125 mg on day 2	500 mg orally on day 1, then 250 mg/day on day 2	12	1.06*	1.02*
Trimethoprim/ Sulfamethoxazole	160 mg/800 mg/day orally for 7 days	1200 mg orally on day 7	12	0.85 (0.75 to 0.97) 0.90 (0.78 to 1.03)	0.87 (0.80 to 0.95) 0.96 (0.88 to 1.03)
Zidovudine	500 mg/day orally for 21 days	600 mg/day orally For 14 days	5	1.12 (0.42 to 3.02)	0.94 (0.52 to 1.70)
Zidovudine	500 mg/day orally for 21 days	1200 mg/day orally for 14 days	4	1.31 (0.43 to 3.97)	1.30 (0.69 to 2.43)

\*-90% Confidence interval not reported

Co-administered Drug	Dose of Co-administered Drug	Dose of Azithromycin	n	Ratio (with/without co-administered drug) of Azithromycin Pharmacokinetic Parameters (90% CI); No Effect = 1	
				Mean C <sub>max</sub>	Mean AUC
Efavirenz	400 mg/day for 7 days	600 mg orally on day 7	14	1.22 (1.04 to 1.42)	0.92*
Fluconazole	200 mg orally single dose	1,200 mg orally single dose	18	0.82 (0.66 to 1.02)	1.07 (0.94 to 1.22)
Nelfinavir	750 mg three times a day for 11 days	1,200 mg orally on day 9	14	2.36 (1.77 to 3.15)	2.12 (1.80 to 2.50)

\* -90% Confidence interval not reported

## 12.4 Microbiology

### Mechanism of Action

Azithromycin acts by binding to the 23S rRNA of the 50S ribosomal subunit of susceptible microorganisms inhibiting bacterial protein synthesis and impeding the assembly of the 50S ribosomal subunit.

### Resistance

Azithromycin demonstrates cross resistance with erythromycin. The most frequently encountered mechanism of resistance to azithromycin is modification of the 23S rRNA target, most often by methylation. Ribosomal modifications can determine cross resistance to other macrolides, lincosamides, and streptogramin B (MLS<sub>B</sub> phenotype).

### Antimicrobial Activity

Azithromycin has been shown to be active against most isolates of the following microorganisms, both *in vitro* and in clinical infections. [see *Indications and Usage (1)*]

#### Gram-Positive Bacteria

*Staphylococcus aureus*

*Streptococcus agalactiae*

*Streptococcus pneumoniae*

*Streptococcus pyogenes*

#### Gram-Negative Bacteria

*Haemophilus ducreyi*

*Haemophilus influenzae*

*Moraxella catarrhalis*

*Neisseria gonorrhoeae*

#### Other Bacteria

*Chlamydomphila pneumoniae*

*Chlamydia trachomatis*

*Mycoplasma pneumoniae*

The following *in vitro* data are available, but their clinical significance is unknown. At least 90 percent of the following bacteria exhibit an *in vitro* minimum inhibitory concentration (MIC) less than or equal to the susceptible breakpoint for azithromycin against isolates of similar genus or organism group. However, the efficacy of azithromycin in treating clinical infections caused by these bacteria has not been established in adequate and well-controlled clinical trials.

#### Gram-Positive Bacteria

Beta-hemolytic streptococci (Groups C, F, G)

Viridans group streptococci

Gram-Negative Bacteria

*Bordetella pertussis*

*Legionella pneumophila*

Anaerobic Bacteria

*Prevotella bivia*

*Peptostreptococcus species*

Other Bacteria

*Ureaplasma urealyticum*

#### Susceptibility Testing Methods

When available, the clinical microbiology laboratory should provide cumulative reports of *in vitro* susceptibility test results for antibacterial drugs used in local hospitals and practice areas to the physician as periodic reports that describe the susceptibility profile of nosocomial and community-acquired pathogens. These reports should aid the physician in selecting an antibacterial drug for treatment.

#### *Dilution Techniques*

Quantitative methods are used to determine antimicrobial MICs. These MICs provide estimates of the susceptibility of bacteria to antibacterial compounds. The MICs should be determined using a standardized test method<sup>1,2,3,4</sup>(broth and/or agar). The MIC values should be interpreted according to criteria provided in Table 3.

#### *Diffusion Techniques*

Quantitative methods that require measurement of zone diameters can also provide reproducible estimates of the susceptibility of bacteria to antibacterial compounds. The zone size should be determined using a standardized method<sup>2,3,4</sup>. This procedure uses paper disk impregnated with 15 mcg azithromycin to test the susceptibility of bacteria to azithromycin. The disk diffusion breakpoints are provided in Table 3.

**Table 3: Susceptibility Test Interpretive Criteria for Azithromycin**

Pathogen	Minimum Inhibitory Concentrations (mcg/mL)			Disk Diffusion (zone diameter in mm)		
	S	I	R	S	I	R
<i>Haemophilus influenzae</i> <sup>a</sup>	≤4	-	-	≥12		
<i>Staphylococcus aureus</i>	≤2	4	≥8	≥18	14 to 17	≤13
Streptococci including <i>S. pneumoniae</i>	≤0.5	1	≥2	≥18	14 to 17	≤13
<i>Moraxella catarrhalis</i> <sup>a</sup>	≤0.25	-	-	≥26	-	-

<sup>a</sup> Insufficient information is available to determine Intermediate or Resistant interpretive criteria

A report of *Susceptible (S)* indicates that the antimicrobial drug is likely to inhibit growth of the pathogen if the antimicrobial drug reaches the concentration usually achievable at the site of infection. A report of *Intermediate (I)* indicates that the result should be considered equivocal and, if the microorganism is not fully susceptible to alternative, clinically feasible drugs, the test should be repeated. This category implies possible clinical applicability in body sites where the drug is physiologically concentrated or in situations where a high dosage of the drug can be used. This category also provides a buffer zone that prevents small uncontrolled technical factors from causing major discrepancies in interpretation. A report of *Resistant (R)* indicates that the antimicrobial drug is not likely to inhibit growth of the pathogen if the antimicrobial drug reaches the concentrations usually achievable at the infection site; other therapy should be selected.

#### Quality Control

Standardized susceptibility test procedures require the use of laboratory controls to monitor and ensure the accuracy and precision of supplies and reagents used in the assay, and the techniques of the individuals performing the test<sup>1,2,3,4</sup>. Standard azithromycin powder should provide the following range of MIC values provided in Table 4. For the diffusion technique using the 15 mcg azithromycin disk the criteria provided in Table 4 should be achieved.

**Table 4: Acceptable Quality Control Ranges for Susceptibility Testing**

Quality Control Organism	Minimum Inhibitory Concentrations (mcg/mL)	Disk Diffusion (zone diameters in mm)
<i>Staphylococcus aureus</i> ATCC* 25923	Not Applicable	21 to 26
<i>Staphylococcus aureus</i> ATCC 29213	0.5 to 2	Not Applicable
<i>Haemophilus Influenzae</i> ATCC 49247	1 to 4	13 to 21
<i>Streptococcus pneumoniae</i> ATCC 49619	0.06 to 0.25	19 to 25
<i>Neisseria gonorrhoeae</i> ATCC 49226	0.25 to 1	Not Applicable

## 13 NONCLINICAL TOXICOLOGY

### 13.1 Carcinogenesis, Mutagenesis, Impairment of Fertility

Long-term studies in animals have not been performed to evaluate carcinogenic potential. Azithromycin has shown no mutagenic potential in standard laboratory tests: mouse lymphoma assay, human lymphocyte clastogenic assay, and mouse bone marrow clastogenic assay. No evidence of impaired fertility due to azithromycin was found in rats given daily doses up to 10 mg/kg (approximately 0.2 times an adult daily dose of 500 mg based on body surface area).

### 13.2 Animal Toxicology and/or Pharmacology

Phospholipidosis (intracellular phospholipid accumulation) has been observed in some tissues of mice, rats, and dogs given multiple doses of azithromycin. It has been demonstrated in numerous organ systems (e.g., eye, dorsal root ganglia, liver, gallbladder, kidney, spleen, and/or pancreas) in dogs and rats treated with azithromycin at doses which, expressed on the basis of body surface area, are similar to or less than the highest recommended adult human dose. This effect has been shown to be reversible after cessation of azithromycin treatment. Based on the pharmacokinetic data, phospholipidosis has been seen in the rat (50 mg/kg/day dose) at the observed maximal plasma concentration of 1.3 mcg/mL (1.6 times the observed  $C_{max}$  of 0.821 mcg/mL at the adult dose of 2 g). Similarly, it has been shown in the dog (10 mg/kg/day dose) at the observed maximal serum concentration of 1 mcg/mL (1.2 times the observed  $C_{max}$  of 0.821 mcg/mL at the adult dose of 2 g). Phospholipidosis was also observed in neonatal rats dosed for 18 days at 30 mg/kg/day, which is less than the pediatric dose of 60 mg/kg based on the surface area. It was not observed in neonatal rats treated for 10 days at 40 mg/kg/day with mean maximal serum concentrations of 1.86 mcg/mL, approximately 1.5 times the  $C_{max}$  of 1.27 mcg/mL at the pediatric dose. Phospholipidosis has been observed in neonatal dogs (10 mg/kg/day) at maximum mean whole blood concentrations of 3.54 mcg/mL, approximately 3 times the pediatric dose  $C_{max}$ . The significance of these findings for animals and for humans is unknown.

## 14 CLINICAL STUDIES

### 14.1 Adult Patients

#### Acute Bacterial Exacerbations of Chronic Bronchitis

In a randomized, double-blind controlled clinical trial of acute exacerbation of chronic bronchitis (AECB), azithromycin (500 mg once daily for 3 days) was compared with clarithromycin (500 mg twice daily for 10 days). The primary endpoint of this trial was the clinical cure rate at Days 21 to 24. For the 304 patients analyzed in the modified intent-to-treat analysis at the Days 21 to 24 visit, the clinical cure rate for 3 days of azithromycin was 85% (125/147) compared to 82% (129/157) for 10 days of clarithromycin.

The following outcomes were the clinical cure rates at the Days 21 to 24 visit for the bacteriologically evaluable patients by pathogen:

Pathogen	Azithromycin (3 Days)	Clarithromycin (10 Days)
<i>S. pneumoniae</i>	29/32 (91%)	21/27 (78%)
<i>H. influenzae</i>	12/14 (86%)	14/16 (88%)
<i>M. catarrhalis</i>	11/12 (92%)	12/15 (80%)

#### Acute Bacterial Sinusitis

In a randomized, double-blind, double-dummy controlled clinical trial of acute bacterial sinusitis, azithromycin (500 mg once daily for 3 days) was compared with amoxicillin/clavulanate (500/125 mg three times a day for 10 days). Clinical response assessments were made at Day 10 and Day 28. The primary endpoint of this trial was prospectively defined as the clinical cure rate at Day 28. For the 594 patients analyzed in the modified intent to treat analysis at the Day 10 visit, the clinical cure rate for 3 days of azithromycin was 88% (268/303) compared to 85% (248/291) for 10 days of amoxicillin/clavulanate. For the 586 patients analyzed in the modified intent to treat analysis at the Day 28 visit, the clinical cure rate for 3 days of azithromycin was 71.5% (213/298) compared to 71.5% (206/288), with a 97.5% confidence interval of -8.4 to 8.3, for 10 days of amoxicillin/clavulanate.

In an open label, non-comparative study requiring baseline transantral sinus punctures, the following outcomes were the clinical success rates at the Day 7 and Day 28 visits for the modified intent to treat patients administered 500 mg of azithromycin once daily for 3 days with the following pathogens:

#### Clinical Success Rates of Azithromycin (500 mg per day for 3 Days)

Pathogen	Day 7	Day28
<i>S. pneumoniae</i>	23/26 (88%)	21/25 (84%)
<i>H. influenzae</i>	28/32 (87%)	24/32 (75%)
<i>M. catarrhalis</i>	14/15 (93%)	13/15 (87%)

### 14.2 Pediatric Patients

From the perspective of evaluating pediatric clinical trials, Days 11 to 14 were considered on-therapy evaluations because of the extended half-life of azithromycin. Days 11 to 14 data are provided for clinical guidance. Days 24 to 32 evaluations were considered the primary test of cure endpoint.

#### Pharyngitis/Tonsillitis

In three double-blind controlled studies, conducted in the United States, azithromycin (12 mg/kg once a day for 5 days) was compared to penicillin V (250 mg three times a day for 10 days) in the treatment of pharyngitis due to documented Group A  $\beta$ -hemolytic streptococci (GABHS or *S. pyogenes*). Azithromycin was clinically and microbiologically statistically superior to penicillin at Day 14 and Day 30 with the following clinical success (i.e., cure and improvement) and bacteriologic efficacy rates (for the combined evaluable patient with documented GABHS):

**Three U.S. Streptococcal Pharyngitis Studies Azithromycin vs. Penicillin V EFFICACY RESULTS**

	<b>Day 14</b>	<b>Day 30</b>
<b>Bacteriologic Eradication:</b>		
Azithromycin	323/340 (95%)	255/330 (77%)
Penicillin V	242/332 (73%)	206/325 (63%)
<b>Clinical Success (cure plus improvement):</b>		
Azithromycin	336/343 (98%)	310/330 (94%)
Penicillin V	284/338 (84%)	241/325 (74%)

Approximately 1% of azithromycin-susceptible *S. pyogenes* isolates were resistant to azithromycin following therapy.

*Acute Otitis Media*

Efficacy using azithromycin given over 5 days (10 mg/kg on Day 1 followed by 5 mg/kg on Days 2 to 5).

**Trial 1**

In a double-blind, controlled clinical study of acute otitis media performed in the United States, azithromycin (10 mg/kg on Day 1 followed by 5 mg/kg on Days 2 to 5) was compared to amoxicillin/clavulanate potassium (4:1). For the 553 patients who were evaluated for clinical efficacy, the clinical success rate (i.e., cure plus improvement) at the Day 11 visit was 88% for azithromycin and 88% for the control agent. For the 521 patients who were evaluated at the Day 30 visit, the clinical success rate was 73% for azithromycin and 71% for the control agent.

**Trial 2**

In a non-comparative clinical and microbiologic trial performed in the United States, where significant rates of beta-lactamase producing organisms (35%) were found, 131 patients were evaluable for clinical efficacy. The combined clinical success rate (i.e., cure and improvement) at the Day 11 visit was 84% for azithromycin. For the 122 patients who were evaluated at the Day 30 visit, the clinical success rate was 70% for azithromycin.

Microbiologic determinations were made at the pre-treatment visit. Microbiology was not reassessed at later visits. The following clinical success rates were obtained from the evaluable group:

	<b>Day 11</b>	<b>Day 30</b>
<b>Pathogen</b>	<b>Azithromycin</b>	<b>Azithromycin</b>
<i>S. pneumoniae</i>	61/74 (82%)	40/56 (71%)
<i>H. influenzae</i>	43/54 (80%)	30/47 (64%)
<i>M. catarrhalis</i>	28/35 (80%)	19/26 (73%)
<i>S. pyogenes</i>	11/11 (100%)	7/7 (100%)
Overall	177/217 (82%)	97/137 (73%)

**Trial 3**

In another controlled comparative clinical and microbiologic study of otitis media performed in the United States, azithromycin (10 mg/kg on Day 1 followed by 5 mg/kg on Days 2 to 5) was compared to amoxicillin/clavulanate potassium (4:1). This study utilized two of the same investigators as Protocol 2 (above), and these two investigators enrolled 90% of the patients in Protocol 3. For this reason, Protocol 3 was not considered to be an independent study. Significant rates of beta-lactamase producing organisms (20%) were found. Ninety-two (92) patients were evaluable for clinical and microbiologic efficacy. The combined clinical success rate (i.e., cure and improvement) of those patients with a baseline pathogen at the Day 11 visit was 88% for azithromycin vs. 100% for control; at the Day 30 visit, the clinical success rate was 82% for azithromycin vs. 80% for control.

Microbiologic determinations were made at the pre-treatment visit. Microbiology was not reassessed at later visits. At the Day 11 and Day 30 visits, the following clinical success rates were obtained from the evaluable group:

<b>Pathogen</b>	<b>Day 11</b>		<b>Day 30</b>	
	<b>Azithromycin</b>	<b>Control</b>	<b>Azithromycin</b>	<b>Control</b>
<i>S. pneumoniae</i>	25/29 (86%)	26/26 (100%)	22/28 (79%)	18/22 (82%)
<i>H. influenzae</i>	9/11 (82%)	9/9 (100%)	8/10 (80%)	6/8 (75%)
<i>M. catarrhalis</i>	7/7 (100%)	5/5 (100%)	5/5 (100%)	2/3 (66%)
<i>S. pyogenes</i>	2/2 (100%)	5/5 (100%)	2/2 (100%)	4/4 (100%)
Overall	43/49 (88%)	45/45 (100%)	37/45 (82%)	30/37 (81%)

Efficacy using azithromycin given over 3 days (10 mg/kg/day).

**Trial 4**

In a double-blind, controlled, randomized clinical study of acute otitis media in pediatric patients from 6 months to 12 years of age, azithromycin (10 mg/kg per day for 3 days) was compared to amoxicillin/clavulanate potassium (7:1) in divided doses q12h for 10 days. Each patient received active drug and placebo matched for the comparator.

For the 366 patients who were evaluated for clinical efficacy at the Day 12 visit, the clinical success rate (i.e., cure plus improvement) was 83% for azithromycin and 88% for the control agent. For the 362 patients who were evaluated at the Days 24 to 28 visit, the clinical success rate was 74% for azithromycin and 69% for the control agent.

Efficacy using azithromycin 30 mg/kg given as a single dose

**Trial 5**

A double-blind, controlled, randomized trial was performed at nine clinical centers. Pediatric patients from 6 months to 12 years of age were randomized 1:1 to treatment with either azithromycin (given at 30 mg/kg as a single dose on Day 1) or amoxicillin/clavulanate potassium (7:1), divided q12h for 10 days. Each child received active drug, and placebo matched for the comparator.

Clinical response (Cure, Improvement, Failure) was evaluated at End of Therapy (Days 12 to 16) and Test of Cure (Days 28 to 32). Safety was evaluated throughout the trial for all treated subjects. For the 321 subjects who were evaluated at End of Treatment, the clinical success rate (cure plus improvement) was 87% for azithromycin, and 88% for the comparator. For the 305 subjects who were evaluated at Test of Cure, the clinical success rate was 75% for both azithromycin and the comparator.

#### Trial 6

In a non-comparative clinical and microbiological trial, 248 patients from 6 months to 12 years of age with documented acute otitis media were dosed with a single oral dose of azithromycin (30 mg/kg on Day 1).

For the 240 patients who were evaluable for clinical modified Intent-to-Treat (MITT) analysis, the clinical success rate (i.e., cure plus improvement) at Day 10 was 89% and for the 242 patients evaluable at Days 24 to 28, the clinical success rate (cure) was 85%.

<b>Presumed Bacteriologic Eradication</b>		
	<b>Day 10</b>	<b>Days 24 to 28</b>
<i>S. pneumoniae</i>	70/76 (92%)	67/76 (88%)
<i>H. influenzae</i>	30/42 (71%)	28/44 (64%)
<i>M. catarrhalis</i>	10/10 (100%)	10/10 (100%)
Overall	110/128 (86%)	105/130 (81%)

## 15 REFERENCES

1. Clinical and Laboratory Standards Institute (CLSI). *Methods for Dilution Antimicrobial Susceptibility Tests for Bacteria that Grow Aerobically; Approved Standard-Tenth Edition*. CLSI document M07-A10, Clinical and Laboratory Standards Institute, 950 West Valley Road, Suite 2500, Wayne, Pennsylvania 19087, USA, 2015.
2. Clinical and Laboratory Standards Institute (CLSI). *Performance Standards for Antimicrobial Susceptibility Testing; Twenty-sixth Informational Supplement*, CLSI document M100-S26. CLSI document M100-S26, Clinical and Laboratory Standards Institute, 950 West Valley Road, Suite 2500, Wayne, Pennsylvania 19087, USA, 2016.
3. Clinical and Laboratory Standards Institute (CLSI). *Performance Standards for Antimicrobial Disk Diffusion Susceptibility Tests; Approved Standard - Twelfth Edition* CLSI document M02-A12, Clinical and Laboratory Standards Institute, 950 West Valley Road, Suite 2500, Wayne, Pennsylvania 19087, USA, 2015.
4. Clinical and Laboratory Standards Institute (CLSI). *Methods for Antimicrobial Dilution and Disk Susceptibility Testing for Infrequently Isolated or Fastidious Bacteria: Approved Guidelines - Third Edition* CLSI document M45-A3, Clinical and Laboratory Standards Institute, 950 West Valley Road, Suite 2500, Wayne, Pennsylvania 19087, USA, 2016.

## 16 HOW SUPPLIED/STORAGE AND HANDLING

Product: 50436-4356

NDC: 50436-4356-1 18 TABLET, FILM COATED in a BOTTLE

## 17 PATIENT COUNSELING INFORMATION

### General Patient Counseling

Azithromycin tablets can be taken with or without food.

Patients should also be cautioned not to take aluminum- and magnesium-containing antacids and azithromycin simultaneously.

The patient should be directed to discontinue azithromycin immediately and contact a physician if any signs of an allergic reaction occur.

Direct parents or caregivers to contact their physician if vomiting and irritability with feeding occurs in the infant.

Patients should be counseled that antibacterial drugs including azithromycin should only be used to treat bacterial infections. They do not treat viral infections (e.g., the common cold). When azithromycin is prescribed to treat a bacterial infection, patients should be told that although it is common to feel better early in the course of the therapy, the medication should be taken exactly as directed. Skipping doses or not completing the full course of therapy may (1) decrease the effectiveness of the immediate treatment and (2) increase the likelihood that bacteria will develop resistance and will not be treatable by azithromycin or other antibacterial drugs in the future.

Diarrhea is a common problem caused by antibacterials which usually ends when the antibacterial is discontinued. Sometimes after starting treatment with antibacterials patients can develop watery and bloody stools (with or without stomach cramps and fever) even as late as two or more months after having taken the last dose of the antibacterial drug. If this occurs, patients should contact their physician as soon as possible.

### See FDA-approved Patient Labeling

#### Rx only

#### Patient Information

#### Azithromycin (ay-ZITH-roe-MYE-sin) Tablets, USP

Read this Patient Information leaflet before you start taking azithromycin tablets and each time you get a refill. There may be new information. This information does not take the place of talking to your healthcare provider about your medical condition or your treatment.

## What are azithromycin tablets?

Azithromycin tablets are a macrolide antibiotic prescription medicine used in adults 18 years or older to treat certain infections caused by certain germs called bacteria. These bacterial infections include:

- acute worsening of chronic bronchitis
- acute sinus infection
- community-acquired pneumonia
- infected throat or tonsils
- skin infections
- infections of the urethra or cervix
- genital ulcers in men

Azithromycin tablets are also used in children to treat:

- ear infections
- community-acquired pneumonia
- infected throat or tonsils

Azithromycin should not be taken by people who cannot tolerate oral medications because they are very ill or have certain other risk factors including:

- have cystic fibrosis
- have hospital acquired infections
- have known or suspected bacteria in the blood
- need to be in the hospital
- are elderly
- have any medical problems that can lower the ability of the immune system to fight infections

Azithromycin tablets are not for viral infections such as the common cold.

It is not known if azithromycin tablets are safe and effective for genital ulcers in women.

It is not known if azithromycin tablets are safe and effective for children with ear infections, sinus infections, and community-acquired pneumonia under 6 months of age.

It is not known if azithromycin tablets are safe and effective for infected throat or tonsils in children under 2 years of age.

## Who should not take azithromycin tablets?

### Do not take azithromycin tablet if you:

- have had a severe allergic reaction to certain antibiotics known as macrolides or ketolides including azithromycin and erythromycin.
- have a history of cholestatic jaundice or hepatic dysfunction that happened with the use of azithromycin.

## What should I tell my healthcare provider before taking azithromycin tablets?

### Before you take azithromycin tablets, tell your healthcare provider if you:

- have pneumonia
- have cystic fibrosis
- have known or suspected bacteremia (bacterial infection in the blood)
- have liver or kidney problems
- have an irregular heartbeat, especially a problem called "QT prolongation"
- have a problem that causes muscle weakness (myasthenia gravis)
- have any other medical problems
- are pregnant or plan to become pregnant. It is not known if azithromycin tablets will harm your unborn baby.
- are breastfeeding or plan to breastfeed. Azithromycin tablets have been reported to pass into breast milk. Talk to your healthcare provider about the best way to feed your baby while you take azithromycin tablets.

Contact your healthcare provider immediately if you are giving azithromycin tablets to a young child (less than 6 weeks of age) and he or she vomits or becomes irritable when fed.

**Tell your healthcare provider about all the medicines you take**, including prescription and non-prescription medicines, vitamins, and herbal supplements.

Azithromycin tablets and other medicines may affect each other causing side effects. Azithromycin tablets may affect the way other medicines work, and other medicines may affect how azithromycin tablets work.

Especially tell your healthcare provider if you take:

- nelfinavir
- a blood thinner (warfarin)
- digoxin
- phenytoin
- an antacid that contains aluminum or magnesium

Know the medicines you take. Keep a list of your medicines and show it to your healthcare provider and pharmacist when you get a new medicine.

## How should I take azithromycin tablets?

- Take azithromycin tablets exactly as your healthcare provider tells you to take it.
- Azithromycin tablets can be taken with or without food.
- Do not skip any doses of azithromycin tablets or stop taking it, even if you begin to feel better, until you finish your prescribed treatment unless you have a serious allergic reaction or your healthcare provider tells you to stop taking azithromycin tablets. "**See What are the possible side effects of azithromycin tablets?**" If you skip doses, or do not complete the total course of azithromycin tablets your treatment may not work as well and your infection may be harder to treat. Taking all of your azithromycin tablets doses will help lower the chance that the bacteria will become resistant to



azithromycin tablets.

- If the bacteria becomes resistant to azithromycin tablets, azithromycin tablets and other antibiotic medicines may not work for you in the future.
- If you take too much azithromycin tablets, call your healthcare provider or get medical help right away.

#### What are the possible side effects of azithromycin tablets?

##### Azithromycin tablets can cause serious side effects, including:

- **Serious allergic reactions.** Allergic reactions can happen in people taking azithromycin the active ingredient in azithromycin tablets, even after only 1 dose. Stop taking azithromycin tablets and get emergency medical help right away if you have any of the following symptoms of a severe allergic reaction:
  - o trouble breathing or swallowing
  - o swelling of the lips, tongue, face
  - o throat tightness, hoarseness
  - o rapid heartbeat
  - o faintness
  - o skin rash (hives)
  - o new onset of fever and swollen lymph nodes

Stop taking azithromycin tablets at the first sign of a skin rash and call your healthcare provider. Skin rash may be a sign of a more serious reaction to azithromycin tablets.

- **Liver damage (hepatotoxicity).** Hepatotoxicity can happen in people who take azithromycin tablets. Call your healthcare provider right away if you have unexplained symptoms such as:

- 
- |                                |  |
|--------------------------------|--|
| o nausea or vomiting           | o loss of appetite                                     |
| o stomach pain                 | o change in the color of your bowel movements          |
| o fever                        | o dark colored urine                                   |
| o weakness                     | o yellowing of your skin or of the whites of your eyes |
| o abdominal pain or tenderness |  |
| o itching                      |  |
| o unusual tiredness            |  |
- 

Stop taking azithromycin tablets and tell your healthcare provider right away if you have yellowing of your skin or white part of your eyes, or if you have dark urine. These can be signs of a serious reaction to azithromycin tablets (a liver problem).

- **Serious heart rhythm changes (QT prolongation and torsades de pointes).** Tell your healthcare provider right away if you have a change in your heartbeat (a fast or irregular heartbeat), or if you feel faint and dizzy. Azithromycin tablets may cause a rare heart problem known as prolongation of the QT interval. This condition can cause an abnormal heartbeat and can be very dangerous. The chances of this happening are higher in people:
  - o who are elderly
  - o with a family history of prolonged QT interval
  - o with low blood potassium
  - o who take certain medicines to control heart rhythm (antiarrhythmics)
- **Worsening of myasthenia gravis (a problem that causes muscle weakness).** Certain antibiotics like azithromycin tablets may cause worsening of myasthenia gravis symptoms, including muscle weakness and breathing problems. Call your healthcare provider right away if you have any worsening muscle weakness or breathing problems.
- **Diarrhea.** Tell your healthcare provider right away if you have watery diarrhea, diarrhea that does not go away, or bloody stools. You may experience cramping and a fever. This could happen after you have finished your azithromycin tablets.

The most common side effects of azithromycin tablets include:

- o nausea
- o stomach pain
- o vomiting

These are not all the possible side effects of azithromycin tablets. Tell your healthcare provider about any side effect that bothers you or that does not go away.

Call your doctor for medical advice about side effects. You may report side effects to FDA at 1-800-FDA-1088.

#### How should I store azithromycin tablets?

- Store azithromycin tablets at 20° to 25°C (68° to 77°F) [See USP Controlled Room Temperature].
- Safely throw away any medicine that is out of date or no longer needed.

#### Keep azithromycin tablets and all medicines out of the reach of children.

#### General information about the safe and effective use of azithromycin tablets.

Medicines are sometimes prescribed for purposes other than those listed in the Patient Information leaflet. Do not use azithromycin tablets for a condition for which it was not prescribed. Do not give azithromycin tablets to other people, even if they have the same symptoms you have. It may harm them.

This Patient Information leaflet summarizes the most important information about azithromycin tablets. If you would like more information, talk with your healthcare provider. You can ask your pharmacist or healthcare provider for information about azithromycin tablets that is written for health professionals.

For more information, call 1-800-346-6854.

**What are the ingredients in azithromycin tablets?**

Active ingredient: azithromycin anhydrous, USP

Inactive ingredients: microcrystalline cellulose, corn starch, croscarmellose sodium, magnesium trisilicate, magnesium stearate, colloidal silicon dioxide, hydroxypropyl cellulose, sodium lauryl sulfate, hypromellose, titanium dioxide and polyethylene glycol.

**This Patient Information has been approved by the U.S. Food and Drug Administration.**

**Manufactured by:**



Vivimed Life Sciences Private Limited  
 Plot No. 101, 102, 107 & 108  
 SIDCO Pharmaceutical Complex,  
 Alathur, Kanchipuram District-603110,  
 Tamilnadu, India.

**Distributed by:**

Wockhardt USA LLC.  
 20 Waterview Blvd.  
 Parsippany, NJ 07054  
 USA.

Rev.200717

**AZITHROMYCIN TABLET, FILM COATED**

<p><b>WARNING:</b>                  KEEP THIS MEDICATION                  OUT OF REACH OF CHILDREN                  STORE AT 20 - 25 °C (68 - 77 °F)                  CONTROLLED ROOM TEMPERATURE</p>	<p><b>NDC: 50436-4356-1</b>  <b>AZITHROMYCIN</b></p> <p><b>250 MG</b>  <b>3 cards of 6 TABS</b></p>	
<p>MFG NDC: XXXX                  MFG LOT: XXXX                  MFG BY: WOCKHARDT                  XXXXX</p>		<p>PKG LOT: XXXX                  EXP DATE: XXXX                  PKG BY: UNIT DOSE SERVICES, LLC                  MIAMI, FL 33179</p>

AZITHROMYCIN				
azithromycin tablet, film coated				
Product Information				
<b>Product Type</b>	HUMAN PRESCRIPTION DRUG	<b>Item Code (Source)</b>	NDC:50436-4356(NDC:64679-961)	
<b>Route of Administration</b>	ORAL			
Active Ingredient/Active Moiety				
Ingredient Name	Basis of Strength	Strength		
AZITHROMYCIN ANHYDROUS (UNII: J2KLZ20U1M) (AZITHROMYCIN ANHYDROUS - UNII:J2KLZ20U1M)	AZITHROMYCIN ANHYDROUS	250 mg		
Inactive Ingredients				
Ingredient Name	Strength			
MICROCRYSTALLINE CELLULOSE (UNII: OPIR32D61U)				
CROSCARMELOSE SODIUM (UNII: M28OL1HH48)				
HYDROXYPROPYL CELLULOSE (1200000 MW) (UNII: RFW2ET671P)				
HYPROMELLOSE, UNSPECIFIED (UNII: 3NXW29V3WO)				
MAGNESIUM STEARATE (UNII: 70097M6I30)				
MAGNESIUM TRISILICATE (UNII: C2E1C1E01T)				
POLYETHYLENE GLYCOL, UNSPECIFIED (UNII: 3WJQ0SDW1A)				
SILICON DIOXIDE (UNII: ETJ7Z6XBU4)				
SODIUM LAURYL SULFATE (UNII: 368GB5141J)				
STARCH, CORN (UNII: O8232NY3SJ)				
TITANIUM DIOXIDE (UNII: 15FIX9V2JP)				
Product Characteristics				
<b>Color</b>	WHITE (white film-coated)	<b>Score</b>	no score	
<b>Shape</b>	OVAL (oval shaped biconvex)	<b>Size</b>	14mm	
<b>Flavor</b>		<b>Imprint Code</b>	W961	
<b>Contains</b>				
Packaging				
#	Item Code	Package Description	Marketing Start Date	Marketing End Date

1	NDC:50436-4356-1	18 in 1 BOTTLE; Type 0: Not a Combination Product	02/11/2008	
---	------------------	---	------------	--

### Marketing Information

Marketing Category	Application Number or Monograph Citation	Marketing Start Date	Marketing End Date
ANDA	ANDA065404	02/11/2008	

**Labeler** - Unit Dose Services (831995316)

### Establishment

Name	Address	ID/FEI	Business Operations
Unit Dose Services		831995316	REPACK(50436-4356) , RELABEL(50436-4356)

Revised: 11/2017

Unit Dose Services