

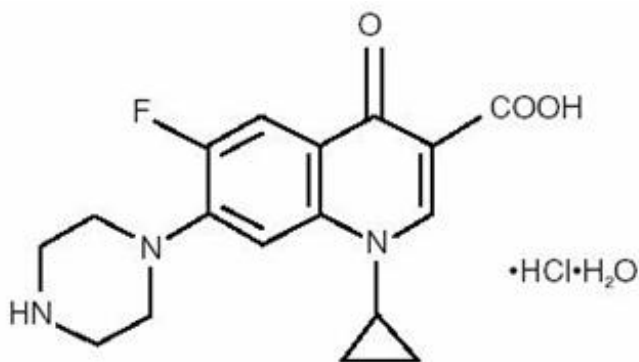
## **CIPROFLOXACIN- ciprofloxacin solution** **Preferred Pharmaceuticals, Inc.**

-----  
**Ciprofloxacin ophthalmic solution USP0.3%**

### **Sterile**

### **DESCRIPTION**

Ciprofloxacin ophthalmic solution is a synthetic, sterile, multiple dose, antimicrobial for topical ophthalmic use. Ciprofloxacin is a fluoroquinolone antibacterial active against a broad spectrum of gram-positive and gram-negative ocular pathogens. It is available as the monohydrochloride monohydrate salt of 1-cyclopropyl-6-fluoro-1,4-dihydro-4-oxo-7-(1-piperazinyl)-3-quinoline-carboxylic acid. It is a faint to light yellow crystalline powder with a molecular weight of 385.8. Its empirical formula is  $C_{17}H_{18}FN_3O_3 \cdot HCl \cdot H_2O$  and its chemical structure is as follows:



Ciprofloxacin differs from other quinolones in that it has a fluorine atom at the 6-position, a piperazine moiety at the 7-position, and a cyclopropyl ring at the 1-position.

**Each mL of Ciprofloxacin ophthalmic solution 0.3% contains: Active:** ciprofloxacin HCl 3.5 mg equivalent to 3 mg base. **Preservative:** benzalkonium chloride 0.006%. **Inactives:** sodium acetate, acetic acid, mannitol 4.6%, edetate disodium 0.05%, hydrochloric acid and/or sodium hydroxide (to adjust pH) and water for injection. The pH is approximately 4.5 and the osmolality is approximately 300 mOsm.

### **CLINICAL PHARMACOLOGY**

**Systemic Absorption:** A systemic absorption study was performed in which Ciprofloxacin ophthalmic solution 0.3% was administered in each eye every two hours while awake for two days followed by every four hours while awake for an additional 5 days. The maximum reported plasma concentration of ciprofloxacin was less than 5 ng/mL. The mean concentration was usually less than 2.5 ng/mL.

**Microbiology:** Ciprofloxacin has *in vitro* activity against a wide range of gram-negative

and gram-positive organisms. The bactericidal action of ciprofloxacin results from interference with the enzyme DNA gyrase which is needed for the synthesis of bacterial DNA.

Ciprofloxacin has been shown to be active against most strains of the following organisms both *in vitro* and in clinical infections ( see INDICATIONS AND USAGE).

**Aerobic gram-Positive microorganisms:**

*Staphylococcus aureus* (methicillin-susceptible strains)

*Staphylococcus epidermidis* (methicillin-susceptible strains)

*Streptococcus pneumoniae*

*Streptococcus* (Viridans Group)

**Aerobic gram-negative microorganisms:**

*Haemophilus influenzae*

*Pseudomonas aeruginosa*

*Serratia marcescens*

Ciprofloxacin has been shown to be active *in vitro* against most strains of the following organisms, however, *the clinical significance of these data is unknown:*

**Gram-Positive:**

*Enterococcus faecalis* (Many strains are only moderately susceptible)

*Staphylococcus haemolyticus*

*Staphylococcus hominis*

*Staphylococcus saprophyticus*

*Streptococcus pyogenes*

**Gram-Negative**

*Acinetobacter calcoaceticus subsp. anitratus*

*Aeromonas caviae*

*Aeromonas hydrophila*

*Brucella melitensis*

*Campylobacter coli*

*Campylobacter jejuni*

*Citrobacter diversus*

*Citrobacter freundii*

*Edwardsiella tarda*

*Enterobacter aerogenes*

*Enterobacter cloacae*

*Escherichia coli*  
*Haemophilus ducreyi*  
*Haemophilus parainfluenzae*  
*Klebsiella pneumoniae*  
*Klebsiella oxytoca*  
*Legionella pneumophila*  
*Moraxella (Branhamella) catarrhalis*  
*Morganella morganii*  
*Neisseria gonorrhoeae*  
*Neisseria meningitidis*  
*Pasteurella multocida*  
*Proteus mirabilis*  
*Proteus vulgaris*  
*Providencia rettgeri*  
*Providencia stuartii*  
*Salmonella enteritidis*  
*Salmonella typhi*  
*Shigella sonnei*  
*Shigella flexneri*  
*Vibrio cholera*  
*Vibrio parahaemolyticus*  
*Vibrio vulnificus*  
*Yersinia enterocolitica*

**Other Organisms:**

*Chlamydia trachomatis* (only moderately susceptible) and *Mycobacterium tuberculosis* (only moderately susceptible).

Most strains of *Pseudomonas cepacia* and some strains of *Pseudomonas maltophilia* are resistant to ciprofloxacin as are most anaerobic bacteria, including *Bacteroides fragilis* and *Clostridium difficile*.

The minimal bactericidal concentration (MBC) generally does not exceed the minimal inhibitory concentration (MIC) by more than a factor of 2. Resistance to ciprofloxacin *in vitro* usually develops slowly (multiple-step mutation).

Ciprofloxacin does not cross-react with other antimicrobial agents such as beta-lactams or aminoglycosides; therefore, organisms resistant to these drugs may be susceptible to ciprofloxacin.

## **INDICATIONS AND USAGE**

Ciprofloxacin ophthalmic solution is indicated for the treatment of infections caused by susceptible strains of the designated microorganisms in the conditions listed below:

### **Corneal Ulcers:**

*Pseudomonas aeruginosa*

*Serratia marcescens* \*

*Staphylococcus aureus*

*Staphylococcus epidermidis*

*Streptococcus pneumoniae*

*Streptococcus* (Viridans Group) \*

### **Conjunctivitis:**

*Haemophilus influenzae*

*Staphylococcus aureus*

*Staphylococcus epidermidis*

*Streptococcus pneumoniae*

\*Efficacy for this organism was studied in fewer than 10 infections.

## **CONTRAINDICATIONS**

A history of hypersensitivity to ciprofloxacin or any other component of the medication is a contraindication to its use. A history of hypersensitivity to other quinolones may also contraindicate the use of ciprofloxacin.

## **WARNINGS**

NOT FOR INJECTION INTO THE EYE.

Serious and occasionally fatal hypersensitivity (anaphylactic) reactions, some following the first dose, have been reported in patients receiving systemic quinolone therapy. Some reactions were accompanied by cardiovascular collapse, loss of consciousness, tingling, pharyngeal or facial edema, dyspnea, urticaria, and itching. Only a few patients had a history of hypersensitivity reactions. Serious anaphylactic reactions require immediate emergency treatment with epinephrine and other resuscitation measures, including oxygen, intravenous fluids, intravenous antihistamines, corticosteroids, pressor amines and airway management, as clinically indicated.

Remove contact lenses before using.

## **PRECAUTIONS**

### **General:**

As with other antibacterial preparations, prolonged use of ciprofloxacin may result in overgrowth of nonsusceptible organisms, including fungi. If superinfection occurs, appropriate therapy should be initiated. Whenever clinical judgment dictates, the patient should be examined with the aid of magnification, such as slit lamp biomicroscopy and, where appropriate, fluorescein staining.

Ciprofloxacin should be discontinued at the first appearance of a skin rash or any other sign of hypersensitivity reaction.

In clinical studies of patients with bacterial corneal ulcer, a white crystalline precipitate located in the superficial portion of the corneal defect was observed in 35 (16.6%) of 210 patients. The onset of the precipitate was within 24 hours to 7 days after starting therapy. In one patient, the precipitate was immediately irrigated out upon its appearance. In 17 patients, resolution of the precipitate was seen in 1 to 8 days (seven within the first 24 to 72 hours), in five patients, resolution was noted in 10 to 13 days. In nine patients, exact resolution days were unavailable; however, at follow-up examinations, 18 to 44 days after onset of the event, complete resolution of the precipitate was noted. In three patients, outcome information was unavailable. The precipitate did not preclude continued use of ciprofloxacin, nor did it adversely affect the clinical course of the ulcer or visual outcome. (see ADVERSE REACTIONS).

### **Information for patients:**

Do not touch dropper tip to any surface, as this may contaminate the solution.

### **Drug Interactions:**

Specific drug interaction studies have not been conducted with ophthalmic ciprofloxacin. However, the systemic administration of some quinolones has been shown to elevate plasma concentrations of theophylline, interfere with the metabolism of caffeine, enhance the effects of the oral anticoagulant, warfarin, and its derivatives, and has been associated with transient elevations in serum creatinine in patients receiving cyclosporine concomitantly.

### **Carcinogenesis, Mutagenesis, Impairment of Fertility:**

Eight *in vitro* mutagenicity tests have been conducted with ciprofloxacin and the test results are listed below:

- *Salmonella* /Microsome Test (Negative)
- *E. coli* DNA Repair Assay (Negative)
- Mouse Lymphoma Cell Forward Mutation Assay (Positive)
- Chinese Hamster V<sub>79</sub>Cell HGPRT Test (Negative)
- Syrian Hamster Embryo Cell Transformation Assay (Negative)
- *Saccharomyces cerevisiae* Point Mutation Assay (Negative)
- *Saccharomyces cerevisiae* Mitotic Crossover and Gene Conversion Assay (Negative)
- Rat Hepatocyte DNA Repair Assay (Positive)

Thus, two of the eight tests were positive, but the results of the following three *in vivo* test systems gave negative results:

- Rat Hepatocyte DNA Repair Assay
- Micronucleus Test (Mice)

- Dominant Lethal Test (Mice)

Long term carcinogenicity studies in mice and rats have been completed. After daily oral dosing for up to two years, there is no evidence that ciprofloxacin had any carcinogenic or tumorigenic effects in these species.

### **Pregnancy**

Reproduction studies have been performed in rats and mice at doses up to six times the usual daily human oral dose and have revealed no evidence of impaired fertility or harm to the fetus due to ciprofloxacin. In rabbits, as with most antimicrobial agents, ciprofloxacin (30 and 100 mg/kg orally) produced gastrointestinal disturbances resulting in maternal weight loss and an increased incidence of abortion. No teratogenicity was observed at either dose. After intravenous administration, at doses up to 20 mg/kg, no maternal toxicity was produced and no embryotoxicity or teratogenicity was observed. There are no adequate and well controlled studies in pregnant women. Ciprofloxacin ophthalmic solution 0.3% should be used during pregnancy only if the potential benefit justifies the potential risk to the fetus.

### **Nursing Mothers:**

It is not known whether topically applied ciprofloxacin is excreted in human milk. However, it is known that orally administered ciprofloxacin is excreted in the milk of lactating rats and oral ciprofloxacin has been reported in human breast milk after a single 500 mg dose. Caution should be exercised when Ciprofloxacin ophthalmic solution 0.3% is administered to a nursing mother.

### **Pediatric Use:**

The safety and effectiveness of Ciprofloxacin ophthalmic solution 0.3% have been established in all ages. Use of Ciprofloxacin ophthalmic solution is supported by evidence from adequate and well controlled studies of Ciprofloxacin ophthalmic solution in adults, children and neonates [ see Clinical Studies]. Although ciprofloxacin and other quinolones cause arthropathy in immature animals after oral administration, topical ocular administration of ciprofloxacin to immature animals did not cause any arthropathy and there is no evidence that the ophthalmic dosage form has any effect on the weight bearing joints.

### **Geriatric Use:**

No overall differences in safety or effectiveness have been observed between elderly and younger patients.

## **ADVERSE REACTIONS**

The most frequently reported drug related adverse reaction was local burning or discomfort. In corneal ulcer studies with frequent administration of the drug, white crystalline precipitates were seen in approximately 17% of patients (see PRECAUTIONS). Other reactions occurring in less than 10% of patients included lid margin crusting, crystals/scales, foreign body sensation, itching, conjunctival hyperemia and a bad taste following instillation. Additional events occurring in less than 1% of patients included corneal staining, keratopathy/keratitis, allergic reactions, lid edema, tearing,

photophobia, corneal infiltrates, nausea and decreased vision.

**To report SUSPECTED ADVERSE REACTIONS, contact LEADING PHARMA AT 1-844-740-7500 or FDA at 1-800-FDA-1088 or [www.fda.gov/medwatch](http://www.fda.gov/medwatch)**

## **OVERDOSAGE**

A topical overdose of Ciprofloxacin ophthalmic solution 0.3% may be flushed from the eye(s) with warm tap water.

## **DOSAGE AND ADMINISTRATION**

### **Corneal Ulcers:**

The recommended dosage regimen for the treatment of **corneal ulcers** is two drops into the affected eye every 15 minutes for the first six hours and then two drops into the affected eye every 30 minutes for the remainder of the first day. On the second day, instill two drops in the affected eye hourly. On the third through the fourteenth day, place two drops in the affected eye every four hours. Treatment may be continued after 14 days if corneal re-epithelialisation has not occurred.

### **Bacterial Conjunctivitis:**

The recommended dosage regimen for the treatment of **bacterial conjunctivitis** is one or two drops instilled into the conjunctival sac(s) every two hours while awake for two days and one or two drops every four hours while awake for the next five days.

## **HOW SUPPLIED**

As a sterile ophthalmic solution: 2.5 mL, 5 mL and 10 mL in translucent LDPE bottle with insert cap assembly comprising of a tan colored HDPE screw cap over a LDPE nozzle with tamper evident LDPE dust cover sealing the bottle cap.

5mL NDC 68788-7800-5

## **STORAGE:**

Store at 25°C (77°F); excursions permitted 15°C to 30°C (59°F to 86°F) [See USP controlled room temperature]. Retain in carton until contents are used and protect from light.

## **ANIMAL PHARMACOLOGY:**

Ciprofloxacin and related drugs have been shown to cause arthropathy in immature animals of most species tested following oral administration. However, a one month topical ocular study using immature Beagle dogs did not demonstrate any articular lesions.

## **CLINICAL STUDIES:**

Following therapy with Ciprofloxacin ophthalmic solution 0.3%, 76% of the patients with corneal ulcers and positive bacterial cultures were clinically cured and complete re-epithelialisation occurred in about 92% of the ulcers.

In 3 and 7 day multicenter clinical trials, 52% of the patients with conjunctivitis and positive conjunctival cultures were clinically cured and 70-80% had all causative pathogens eradicated by the end of treatment.

In a randomized, double-masked, multicenter, parallel-group clinical trial of pediatric patients with bacterial conjunctivitis, between birth and 31 days of age, patients were dosed with Ciprofloxacin ophthalmic solution or another anti-infective agent. Clinical outcomes for the trial demonstrated a clinical cure rate of 80% at Day 9 and a microbiological eradication success rate of 85% at Day 9.

Please note that microbiologic eradication does not always correlate with clinical outcome in anti-infective trials.

## **Rx Only**

### **Distributed by:**

Leading Pharma, LLC.

Fairfield, NJ07004

### **Manufactured By:**

FDC Limited,

B-8, MIDC Industrial Area,

Waluj, Aurangabad - 431 136,

Maharashtra, India

### **Revision: 10/2019**

STERILE OPHTHALMIC SOLUTION

## **CIPROFLOXACIN OPHTHALMIC SOLUTION USP 0.3%**

### **INSTRUCTIONS FOR USE**

Read this Instruction for Use before you start using Ciprofloxacin ophthalmic solution and each time you get a refill. There may be new information. This information does not take the place of talking to your doctor about your medical condition or your treatment.

Use Ciprofloxacin ophthalmic solution as prescribed by your doctor. Ask your doctor if you have questions about how to use Ciprofloxacin ophthalmic solution.

### **Important information:**

- **Ciprofloxacin ophthalmic solution is for use in the eye only. Ciprofloxacin ophthalmic solution should not be injected into the eye.**
- If you use other medicines in your eye, wait at least 10 minutes between using Ciprofloxacin ophthalmic solution and your other eye medicines.
- If you wear contact lenses, remove them before using Ciprofloxacin ophthalmic solution. Wait at least 15 minutes after using Ciprofloxacin ophthalmic solution before placing your contact lenses back in your eyes.
- **Do not** touch your eye, fingers, or other surfaces with the tip of the Ciprofloxacin ophthalmic solution bottle. You may get bacteria on the tip of the bottle that can cause you to get an eye infection. This eye infection can lead to serious eye damage or vision loss. If you think you have gotten bacteria on the tip of the bottle or you



- have an eye infection, call your doctor right away.
- Wash your hands before each use.



### **Before you use a bottle of Ciprofloxacin ophthalmic solution for the first time:**

- Check the expiration date on the bottle before use. **Do not** use Ciprofloxacin ophthalmic solution if the expiration date has passed.
- Check that the seal on the dust cover is not broken or missing. **Do not** use the medicine if the seal is broken or missing. Call your doctor or pharmacist.

### **Each time you use Ciprofloxacin ophthalmic solution:**

Step 1: Turn the dust cover clockwise to break the seal.



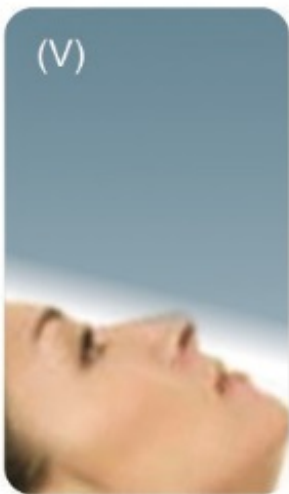
Step 2: Remove the dust cover and throw it away.



Step 3: Turn the tan coloured cap anti-clockwise and remove. Place the cap on a clean flat surface.



Step 4: Tilt your head backwards.



Step 5: Turn the bottle upside down and place the tip of the bottle close to your eye. **Do**

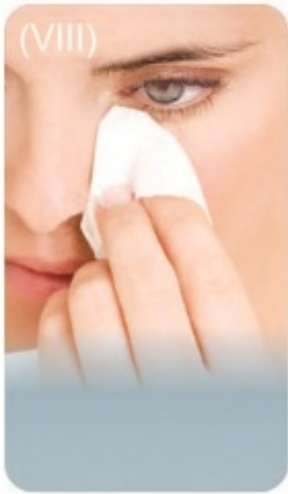
**not** touch your eye with the tip. Pull your lower eyelid downward and look up. Gently squeeze the bottle and let 1 drop fall into the space between your lower eyelid and your eye. If a drop misses your eye, repeat Step 5.



Step 6: Replace the tan coloured cap back on the bottle and turn it clockwise to close.



Step 7: Remove any extra solution from skin around the eyes with a tissue.



- If your doctor has told you to use drops in both eyes, repeat Step 5 for your other eye.
- The Ciprofloxacin ophthalmic solution bottle tip is made to give a certain amount of medicine in 1 drop. **Do not** make the opening of the bottle tip bigger or you may get too much Ciprofloxacin ophthalmic solution.
- After you use all of the doses of Ciprofloxacin ophthalmic solution that your doctor has prescribed, there will be some medicine left in the bottle. Do not use the extra medicine in the bottle. Throw the bottle away.

#### **How should I store Ciprofloxacin ophthalmic solution?**

- Store at 25°C (77°F); excursions permitted 15°C to 30°C (59°F to 86°F) [See USP controlled room temperature].
- Retain in carton until contents are used and protect from light

#### **Keep Ciprofloxacin ophthalmic solution and all medicines out of the reach of children.**

This Instruction for Use has been approved by the U.S. Food and Drug Administration.

#### **Distributed by:**

Leading Pharma, LLC.

Fairfield, NJ07004

#### **Manufactured By:**

FDC Limited,

B-8, MIDC Industrial Area,

Waluj, Aurangabad - 431 136,

Maharashtra, India

**Revision: 10/2019**

**Relabeled By: Preferred Pharmaceuticals Inc.**

# PACKAGE LABEL.PRINCIPAL DISPLAY PANEL

5 ml Carton Label

NDC 68788-7500-5

Ciprofloxacin Ophthalmic Solution USP 0.3% as base

**Rx Only**

**5 mL Sterile**

**PRECAUTION:** Do not touch dropper tip to any surface, as this may contaminate the solution.

**USUAL DOSAGE:** Read enclosed insert.

FOR TOPICAL OPHTHALMIC USE ONLY.

**EACH mL CONTAINS:**

**Active:** ciprofloxacin HCl 3.5 mg equivalent to 3 mg ciprofloxacin base.

**Preservative:** benzalkonium chloride 0.006%.

**Inactives:** sodium acetate, acetic acid, mannitol, edetate disodium, hydrochloric acid and/or sodium hydroxide (to adjust pH) and water for injection.

**STORAGE:** Store at 25°C (77°F); excursions permitted 15°C to 30°C (59°F to 86°F) [See USP controlled room temperature].Protect from light.

<p><b>Ciprofloxacin HCl Ophthalmic Solution, 0.3% as base</b></p> <p>Generic for Cipro Ophthalmic Each mL contains ciprofloxacin HCl 3.5mg equiv to 3mg base</p> <p><b>Pkg Size:</b> Exp Date: Lot#: Batch#: Ins: Mfg: Leading Pharma, LLC Prod#: Warning</p> <p><small>For topical ophthalmic use only. To prevent contaminating the dropper tip and solution, do not touch the eyelids or surrounding areas with the dropper tip. Keep out of the reach of children. Store at 25°C (77°F); excursions permitted to 15° to 30°C (59° to 86°F). See USP Controlled Room Temperature. Protect from light. Rx Only. Retain in carton until contents are used.</small></p>	 <p>CAUTION: Federal law PROHIBITS transfer of this drug to any person other than the patient for whom it was prescribed</p>	<p>Ciprofloxacin HCl Ophthalmic Solution, 0.3% as base Qty: Ins: Lot#: Bat#:</p> <p>Prod# (NDC):</p> <p>Ciprofloxacin HCl Ophthalmic Solution, 0.3% as base Qty: Ins: Lot#: Bat#: Prod# (NDC):</p> <p>Ciprofloxacin HCl Ophthalmic Solution, 0.3% as base Qty: Insurance NDC: Lot#: Bat#:</p> <p>Ciprofloxacin HCl Ophthalmic Solution, 0.3% as base Qty: Ins: Lot#: Bat#: Prod# (NDC):</p>	<p>Log</p> <p>Chart</p> <p>Billing</p> <p>Patient</p>
<p style="writing-mode: vertical-rl; transform: rotate(180deg);">                 Directions English                  Instill _____ drops                  every _____ hours.             </p>		<p style="writing-mode: vertical-rl; transform: rotate(180deg);">                 Instrucciones Espanol:                  Pongase _____ gota(s)                  cada _____ horas.             </p>	

<b>CIPROFLOXACIN</b> ciprofloxacin solution			
Product Information			
<b>Product Type</b>	HUMAN PRESCRIPTION DRUG	<b>Item Code (Source)</b>	NDC:68788-7500(NDC:69315-308)
<b>Route of Administration</b>	OPHTHALMIC		

<b>Active Ingredient/Active Moiety</b>				
<b>Ingredient Name</b>			<b>Basis of Strength</b>	<b>Strength</b>
CIPROFLOXACIN HYDROCHLORIDE (UNII: 4BA73M5E37) (CIPROFLOXACIN - UNII:5E8K9I0O4U)			CIPROFLOXACIN	3 mg in 1 mL
<b>Inactive Ingredients</b>				
<b>Ingredient Name</b>			<b>Strength</b>	
SODIUM ACETATE ANHYDROUS (UNII: NVG71ZZ7P0)				
ACETIC ACID (UNII: Q40Q9N063P)				
MANNITOL (UNII: 3OWL53L36A)				
EDETATE DISODIUM (UNII: 7FLD91C86K)				
BENZALKONIUM CHLORIDE (UNII: F5UM2KM3W7)				
SODIUM HYDROXIDE (UNII: 55X04QC32I)				
HYDROCHLORIC ACID (UNII: QTT17582CB)				
<b>Packaging</b>				
#	Item Code	Package Description	Marketing Start Date	Marketing End Date
1	NDC:68788-7500-5	1 in 1 CARTON	11/30/2019	
1		5 mL in 1 BOTTLE, PLASTIC; Type 0: Not a Combination Product		
<b>Marketing Information</b>				
Marketing Category	Application Number or Monograph Citation		Marketing Start Date	Marketing End Date
ANDA	ANDA077568		11/01/2018	

**Labeler** - Preferred Pharmaceuticals, Inc. (791119022)

**Registrant** - Preferred Pharmaceuticals, Inc. (791119022)

### Establishment

Name	Address	ID/FEI	Business Operations
Preferred Pharmaceuticals, Inc.		791119022	RELABEL(68788-7500)

Revised: 4/2022

Preferred Pharmaceuticals, Inc.