

**DICLOXACILLIN SODIUM- dicloxacillin sodium capsule**  
**Teva Pharmaceuticals USA, Inc.**

-----  
**Dicloxacillin Sodium Capsules USP**

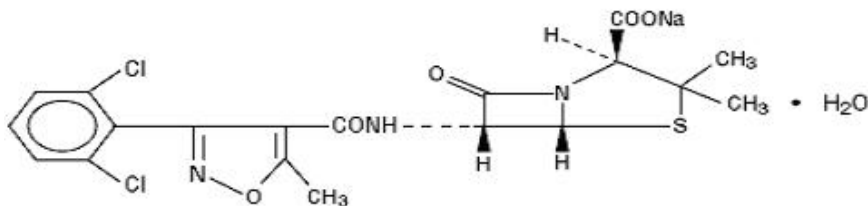
**Rx only**

To reduce the development of drug resistant bacteria and maintain the effectiveness of dicloxacillin sodium capsules and other antibacterial drugs, dicloxacillin sodium capsules should be used only to treat or prevent infections that are proven or strongly suspected to be caused by bacteria.

**DESCRIPTION**

Dicloxacillin sodium, USP is an antibacterial agent of the isoxazoyl penicillin series. It is a penicillinase resistant, acid resistant semisynthetic penicillin suitable for oral administration.

It is monosodium (2*S*,5*R*,6*R*)-6-[3-(2,6-dichlorophenyl)-5-methyl-4-isoxazolecarboxamido]-3,3-dimethyl-7-oxo-4-thia-1-azabicyclo [3.2.0]heptane-2-carboxylate monohydrate, and has following structural formula:



$C_{19}H_{16}Cl_2N_3NaO_5 \cdot H_2O$  MW 510.32

Each capsule for oral administration contains dicloxacillin sodium, USP equivalent to 250 mg or 500 mg of dicloxacillin. The inactive ingredient is Magnesium Stearate. The capsule shells and print constituents contains D&C Yellow #10 Aluminum Lake, FD&C Blue #1 Aluminum Lake, FD&C Blue #2 Aluminum Lake, FD&C Red #40 Aluminum Lake, D&C Yellow #10, Gelatin, Shellac, Sodium Lauryl Sulfate, Sorbitan Monolaurate, Black Iron Oxide, Titanium Dioxide, Propylene Glycol.

**CLINICAL PHARMACOLOGY**

**Microbiology**

*Mechanism of Action*

Penicillinase-resistant penicillins exert a bactericidal action against penicillin-susceptible microorganisms during the state of active multiplication. All penicillins inhibit the biosynthesis of the bacterial cell wall.

*Antibacterial Activity*

Dicloxacillin sodium has been shown to be active against most isolates of the following microorganisms, both *in vitro* and in clinical infections as described in the **INDICATIONS**

**AND USAGE** section.

### Gram-positive Bacteria

*Staphylococcus* spp.

### *Susceptibility Testing*

For specific information regarding susceptibility test interpretive criteria and associated test methods and quality control standards recognized by FDA for this drug, please see: <https://www.fda.gov/STIC>.

### **Pharmacokinetics**

Dicloxacillin sodium is resistant to destruction by acid.

Absorption of dicloxacillin sodium after oral administration is rapid but incomplete; peak blood levels are achieved in 1 to 1.5 hours. In one study, after ingestion of a single 500 mg oral dose, peak serum concentrations range from 10 to 17 mcg/mL for dicloxacillin.

Oral absorption of dicloxacillin is delayed when the drugs are administered after meals.

Once absorbed, dicloxacillin sodium is  $97.9 \pm 0.6$  percent bound to serum protein, mainly albumin. Dicloxacillin sodium vary in the extent to which they are distributed in the body fluids. With normal doses, insignificant concentrations are found in the cerebrospinal fluid and aqueous humor. Dicloxacillin sodium is found in therapeutic concentrations in the pleural, bile and amniotic fluids.

Dicloxacillin sodium is rapidly excreted, primarily as unchanged drug in the urine by glomerular filtration and active tubular secretion. The elimination half-life for dicloxacillin is about 0.7 hour. Nonrenal elimination includes hepatic inactivation and excretion in bile.

Dicloxacillin is not dialyzable. Only minimal amounts are removed by hemodialysis or peritoneal dialysis.

### **INDICATIONS AND USAGE**

To reduce the development of drug-resistant bacteria and maintain the effectiveness of dicloxacillin sodium capsules and other antibacterial drugs, dicloxacillin sodium capsules should be used only to treat or prevent infections that are proven or strongly suspected to be caused by susceptible bacteria. When culture and susceptibility information are available, they should be considered in selecting or modifying antibacterial therapy. In the absence of such data, local epidemiology and susceptibility patterns may contribute to the empiric selection of therapy.

Dicloxacillin is indicated in the treatment of infections caused by penicillinase-producing staphylococci which have demonstrated susceptibility to the drug. Cultures and susceptibility tests should be performed initially to determine the causative organisms and their sensitivity to the drug (see **CLINICAL PHARMACOLOGY - Susceptibility Testing**).

Dicloxacillin may be used to initiate therapy in suspected cases of resistant staphylococcal infections prior to the availability of laboratory test results. The penicillinase-resistant penicillins should not be used in infections caused by organisms susceptible to penicillin G. If the susceptibility tests indicate that the infection is due to an organism other than a resistant staphylococcus, therapy should not be continued with a penicillinase-resistant penicillin.

### **CONTRAINDICATIONS**

Dicloxacillin sodium is contraindicated in persons who have shown hypersensitivity to

any of the penicillins or any component of the formulations.

## **WARNINGS**

Serious and occasionally fatal hypersensitivity (anaphylactic shock with collapse) reactions have occurred in patients receiving penicillin. The incidence of anaphylactic shock in all penicillin-treated patients is between 0.015% and 0.04%. Anaphylactic shock resulting in death has occurred in approximately 0.002% of the patients treated. Although anaphylaxis is more frequent following a parenteral administration, it has occurred in patients receiving oral penicillins.

When penicillin therapy is indicated, it should be initiated only after a comprehensive patient drug and allergy history has been obtained. If an allergic reaction occurs, dicloxacillin should be discontinued and appropriate therapy instituted. Individuals with a history of penicillin hypersensitivity may also experience allergic reactions when treated with a cephalosporin.

*Clostridium difficile* associated diarrhea (CDAD) has been reported with use of nearly all antibacterial agents, including dicloxacillin sodium, and may range in severity from mild diarrhea to fatal colitis. Treatment with antibacterial agents alters the normal flora of the colon leading to overgrowth of *C. difficile*.

*C. difficile* produces toxins A and B which contribute to the development of CDAD. Hypertoxin producing strains of *C. difficile* cause increased morbidity and mortality, as these infections can be refractory to antimicrobial therapy and may require colectomy. CDAD must be considered in all patients who present with diarrhea following antibiotic use. Careful medical history is necessary since CDAD has been reported to occur over two months after the administration of antibacterial agents.

If CDAD is suspected or confirmed, ongoing antibiotic use not directed against *C. difficile* may need to be discontinued. Appropriate fluid and electrolyte management, protein supplementation, antibiotic treatment of *C. difficile*, and surgical evaluation should be instituted as clinically indicated.

## **PRECAUTIONS**

### **General**

Prescribing dicloxacillin sodium capsules in the absence of a proven or strongly suspected bacterial infection or a prophylactic indication is unlikely to provide benefit to the patient and increases the risk of the development of drug-resistant bacteria.

Dicloxacillin should generally not be administered to patients with a history of sensitivity to any penicillin.

Penicillin should be used with caution in individuals with histories of significant allergies and/or asthma.

There is clinical and laboratory evidence of partial cross-allergenicity among penicillins and other  $\beta$ -lactam antibiotics including cephalosporins, cephamycins, and other 1-oxa- $\beta$ -lactams. Whenever allergic reactions occur, penicillin should be withdrawn unless, in the opinion of the physician, the condition being treated is life-threatening and amenable only to penicillin therapy.

The oral route of administration should not be relied upon in patients with severe illness, or with nausea, vomiting, gastric dilatation, cardiospasm or intestinal hypermotility. Occasionally, patients will not absorb therapeutic amounts of orally administered penicillin.

### **Information for the Patient**

Patients should be counselled that antibacterial drugs including dicloxacillin sodium capsules should only be used to treat bacterial infections. They do not treat viral infections (e.g., the common cold). When dicloxacillin sodium capsules are prescribed to treat a bacterial infection, patients should be told that although it is common to feel better early in the course of therapy, the medication should be taken exactly as directed. Skipping doses or not completing the full course of therapy may (1) decrease the effectiveness of the immediate treatment and (2) increase the likelihood that bacteria will develop resistance and will not be treatable by dicloxacillin sodium capsules or other antibacterial drugs in the future.

Diarrhea is a common problem caused by antibiotics which usually ends when the antibiotic is discontinued. Sometimes after starting treatment with antibiotics, patients can develop watery and bloody stools (with or without stomach cramps and fever) even as late as two or more months after having taken the last dose of the antibiotic. If this occurs, patients should contact their physician as soon as possible.

Patients receiving penicillins should be given the following information and instructions by the physician:

1. Patients should be told that penicillin is an antibacterial agent which will work with the body's natural defenses to control certain types of infections. They should be told that the drug should not be taken if they have had an allergic reaction to any form of penicillin previously, and to inform the physician of any allergies or previous allergic reactions to any drugs they may have had (see **WARNINGS**).
2. Patients who have previously experienced an anaphylactic reaction to penicillin should be instructed to wear a medical identification tag or bracelet.
3. Because most antibacterial drugs taken by mouth are best absorbed on an empty stomach, patients should be directed, unless circumstances warrant otherwise, to take penicillin one hour before meals or two hours after eating (see **CLINICAL PHARMACOLOGY - Pharmacokinetics**).
4. Patients should be told to take the entire course of therapy prescribed, even if fever and other symptoms have stopped (see **PRECAUTIONS - General**).
5. If any of the following reactions occur, stop taking your prescription and notify the physician: shortness of breath, wheezing, skin rash, mouth irritation, black tongue, sore throat, nausea, vomiting, diarrhea, fever, swollen joints or any unusual bleeding or bruising (see **ADVERSE REACTIONS**).
6. Do not take any additional medications without physician approval, including nonprescription drugs such as antacids, laxatives or vitamins.

## Laboratory Tests

Bacteriologic studies to determine the causative organisms and their susceptibility to the penicillinase-resistant penicillins should be performed (see **CLINICAL PHARMACOLOGY - Microbiology**). In the treatment of suspected staphylococcal infections, therapy should be changed to another active agent if culture tests fail to demonstrate the presence of staphylococci.

Periodic assessment of organ system function, including renal, hepatic and hematopoietic, should be made during prolonged therapy with the penicillinase-resistant penicillins.

Blood cultures, white blood cell and differential cell counts should be obtained prior to initiation of therapy and at least weekly during therapy with penicillinase-resistant penicillins.

Periodic urinalysis, blood urea nitrogen and creatinine determinations should be performed during therapy with the penicillinase-resistant penicillins and dosage alterations should be considered if these values become elevated. If any impairment of renal function is suspected or known to exist, a reduction in the total dosage should be considered and blood levels monitored to avoid possible neurotoxic reactions (see

## **DOSAGE AND ADMINISTRATION).**

AST (SGOT) and ALT (SGPT) values should be obtained periodically during therapy to monitor for possible liver function abnormalities.

### **Drug Interactions**

Tetracycline, a bacteriostatic antibiotic, may antagonize the bactericidal effect of penicillin and concurrent use of these drugs should be avoided.

Probenecid administered concomitantly with penicillins increases and prolongs serum penicillin levels (see **DOSAGE AND ADMINISTRATION**).

Penicillinase-resistant penicillins, like other penicillins, are physically and/or chemically incompatible with aminoglycosides and can inactivate the drugs in vitro. In vitro mixing of penicillins and aminoglycosides should be avoided during concomitant therapy and the drugs should be administered separately. Penicillins can inactivate aminoglycosides in vitro in serum samples from patients receiving both drugs, which could produce falsely decreased results in serum aminoglycoside assays of the serum samples.

Dicloxacillin may reduce the anticoagulant response to dicumarol and warfarin. Careful monitoring of prothrombin times is suggested during concomitant therapy, and dosage of the anticoagulant should be adjusted as required. The mechanism of this possible interaction is unclear, but may be due to hepatic enzyme induction.

### **Carcinogenesis, Mutagenesis, Impairment of Fertility**

No long-term animal studies have been conducted with these drugs.

Studies on reproduction (nafcillin) in rats and rabbits reveal no fetal or maternal abnormalities before conception and continuously through weaning (one generation).

### **Pregnancy**

Reproduction studies performed in the mouse, rat and rabbit have revealed no evidence of impaired fertility or harm to the fetus due to the penicillinase-resistant penicillins. Human experience with the penicillins during pregnancy has not shown any positive evidence of adverse effects on the fetus. There are, however, no adequate or well-controlled studies in pregnant women showing conclusively that harmful effects of these drugs on the fetus can be excluded. Because animal reproduction studies are not always predictive of human response, this drug should be used during pregnancy only if clearly needed.

### **Nursing Mothers**

Penicillins are excreted in breast milk. Caution should be exercised when penicillins are administered to a nursing woman.

### **Pediatric Use**

Because of incompletely developed renal function in newborns, penicillinase-resistant penicillins (especially methicillin) may not be completely excreted, with abnormally high blood levels resulting. Frequent monitoring of blood levels is advisable in this group, with dosage adjustments when necessary. All newborns treated with penicillins should be monitored closely for clinical and laboratory evidence of toxic or adverse effects (see **DOSAGE AND ADMINISTRATION**). Experience in the neonatal period is limited. Therefore a dose for the newborn is not recommended.

### **Geriatric Use**

Clinical studies of dicloxacillin sodium capsules did not include sufficient numbers of subjects aged 65 and over to determine whether they respond differently from younger

subjects. Other reported clinical experience has not identified differences in responses between the elderly and younger patients. In general, dose selection for an elderly patient should be cautious, usually starting at the low end of the dosing range, reflecting the greater frequency of decreased hepatic, renal, or cardiac function, and of concomitant disease or other drug therapy.

## **Postmarketing Experience**

**Rare reports have been received during postmarketing surveillance of esophageal burning, esophagitis, and esophageal ulceration, particularly after ingestion of dicloxacillin capsules with an insufficient quantity of water and/or before going to bed. To minimize the risk of developing such events, dicloxacillin should be taken with at least 4 fluid ounces (120 mL) of water and dicloxacillin should NOT be taken in the supine position or immediately before going to bed.**

## **ADVERSE REACTIONS**

### **Hypersensitive Reactions**

The reported incidence of allergic reactions to penicillin ranges from 0.7% to 10% (see **WARNINGS**). Sensitization is usually the result of treatment, but some individuals have had immediate reactions to penicillin when first treated. In such cases, it is thought that the patients may have had prior exposure to the drug via trace amounts present in milk and vaccines.

Two types of allergic reactions to penicillin are noted clinically, immediate and delayed.

Immediate reactions usually occur within 20 minutes of administration and range in severity from urticaria and pruritus to angioneurotic edema, laryngospasm, bronchospasm, hypotension, vascular collapse and death. Such immediate anaphylactic reactions are very rare (see **WARNINGS**) and usually occur after parenteral therapy, but have occurred in patients receiving oral therapy. Another type of immediate reaction, an accelerated reaction, may occur between 20 minutes and 48 hours after administration and may include urticaria, pruritus and fever. Although laryngeal edema, laryngospasm and hypotension occasionally occur, fatality is uncommon.

Delayed allergic reactions to penicillin therapy usually occur after 48 hours and sometimes as late as two to four weeks after initiation of therapy. Manifestations of this type of reaction include serum sickness-like symptoms (i.e., fever, malaise, urticaria, myalgia, arthralgia, abdominal pain) and various skin rashes.

### **Gastrointestinal Reactions**

Nausea, vomiting, diarrhea, stomatitis, black or hairy tongue and other symptoms of gastrointestinal irritation may occur, especially during oral penicillin therapy.

Pseudomembranous colitis has been reported with the use of dicloxacillin. Therefore, it is important to consider its diagnosis in patients who develop diarrhea in association with dicloxacillin use.

Reports have been received during postmarketing surveillance of esophageal burning, esophagitis, and esophageal ulceration, particularly after ingestion of dicloxacillin capsules with an insufficient quantity of water and/or before going to bed (see **PRECAUTIONS** and **DOSAGE AND ADMINISTRATION**).

### **Nervous System Reactions**

Neurotoxic reactions similar to those observed with penicillin G (e.g., lethargy,

confusion, twitching, multifocal myoclonus, localized or generalized epileptiform seizures) may occur with large intravenous doses of the penicillinase-resistant penicillins, especially with patients with renal insufficiency.

### Renal Reactions

Renal tubular damage and interstitial nephritis have been associated with the administration of methicillin sodium and, infrequently, with the administration of nafcillin and oxacillin. Manifestations of this reaction may include rash, fever, eosinophilia, hematuria, proteinuria and renal insufficiency. Methicillin-induced nephropathy does not appear to be dose-related and is generally reversible upon prompt discontinuation of therapy.

### Hematologic Reactions

Eosinophilia, hemolytic anemia, agranulocytosis, neutropenia, leukopenia, granulocytopenia, thrombocytopenia, and bone marrow depression have been associated with the use of penicillinase-resistant penicillins.

### Hepatic Reactions

Hepatotoxicity, characterized by fever, nausea and vomiting associated with abnormal liver function tests, mainly elevated AST (SGOT) levels, has been associated with the use of oxacillin and cloxacillin. Cholestatic hepatitis has been reported rarely. Asymptomatic, transient increases in serum concentrations of alkaline phosphatase, AST (SGOT), and ALT (SGPT) have been reported.

## DOSAGE AND ADMINISTRATION

Concurrent administration of the penicillinase-resistant penicillins and probenecid increases and prolongs serum penicillin levels.

Probenecid decreases the apparent volume of distribution and slows the rate of excretion by competitively inhibiting renal tubular secretion of penicillin. Penicillin-probenecid therapy is generally limited to those infections where very high serum levels of penicillin are necessary.

Oral preparations of the penicillinase-resistant penicillins should not be used as initial therapy in serious, life-threatening infections (see **PRECAUTIONS - General**). Oral therapy with the penicillinase-resistant penicillins may be used to follow up the previous use of a parenteral agent as soon as the clinical condition warrants.

### RECOMMENDED DOSAGES FOR DICLOXACILLIN SODIUM IN MILD TO MODERATE AND SEVERE INFECTIONS

DRUG	ADULTS		CHILDREN	
	Mild to Moderate	Severe	Mild to Moderate	Severe
Dicloxacillin	125 mg every 6 hours	250 mg every 6 hours	12.5 mg/kg/day <sup>1</sup> in equally divided doses every 6 hours	25 mg/kg/day <sup>1</sup> in equally divided doses every 6 hours

<sup>1</sup>. Patients weighing less than 40 kg (88 lbs)

Dicloxacillin is best absorbed when taken on an empty stomach, and should be administered at least 1 hour before or 2 hours after meals. Dicloxacillin should be taken with at least 4 fluid ounces (120 mL) of water and should not be taken in the supine

position or immediately before going to bed (see **PRECAUTIONS**).

## **HOW SUPPLIED**

Dicloxacillin Sodium Capsules USP are available as follows:

**250 mg:** Each capsule contains dicloxacillin sodium monohydrate equivalent to 250 mg dicloxacillin (anhydrous), with green colored cap and light green colored body, imprinted "TEVA" on the cap and "3123" on the body, available in bottles of 100 (NDC 0093-3123-01).

**500 mg:** Each capsule contains dicloxacillin sodium monohydrate equivalent to 500 mg dicloxacillin (anhydrous), with green colored cap and light green colored body, imprinted "TEVA" on the cap and "3125" on the body, available in bottles of 100 (NDC 0093-3125-01).

Store at 20° to 25°C (68° to 77°F) [See USP Controlled Room Temperature].

Dispense in a tight, light-resistant container as defined in the USP, with a child-resistant closure (as required).

**KEEP THIS AND ALL MEDICATIONS OUT OF THE REACH OF CHILDREN.**

Manufactured In Canada By:

### **Teva Canada Limited**

Toronto, Canada M1B 2K9

Manufactured For:

### **Teva Pharmaceuticals USA, Inc.**

North Wales, PA 19454

Rev. I 6/2022

## **Package/Label Display Panel**

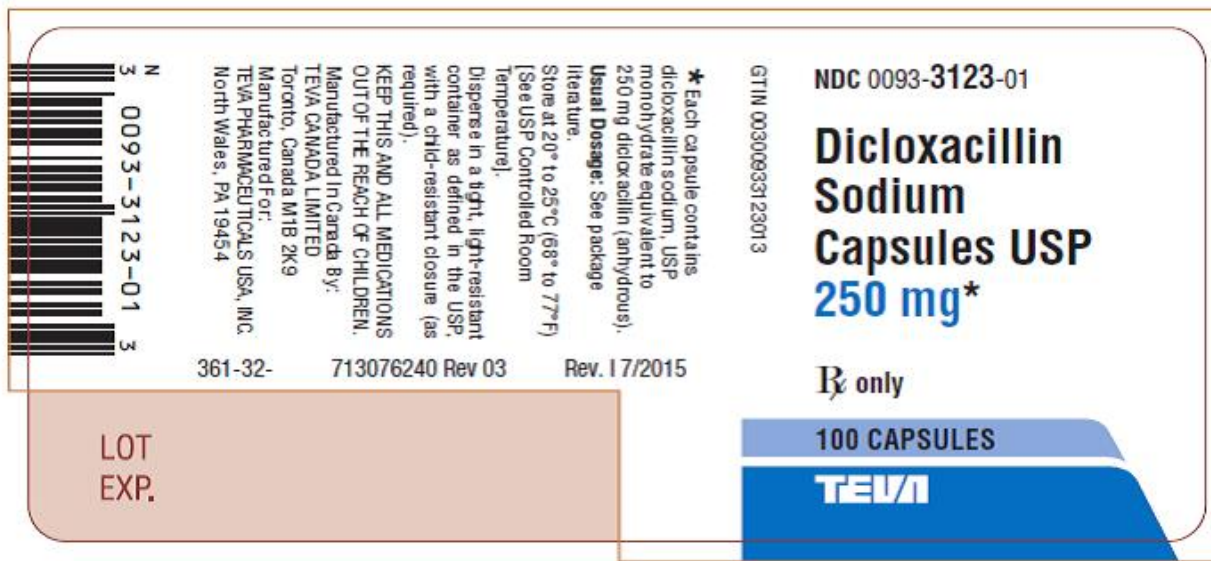
NDC 0093-3123-01

Dicloxacillin  
Sodium  
Capsules USP  
250 mg\*

Rx only

100 CAPSULES





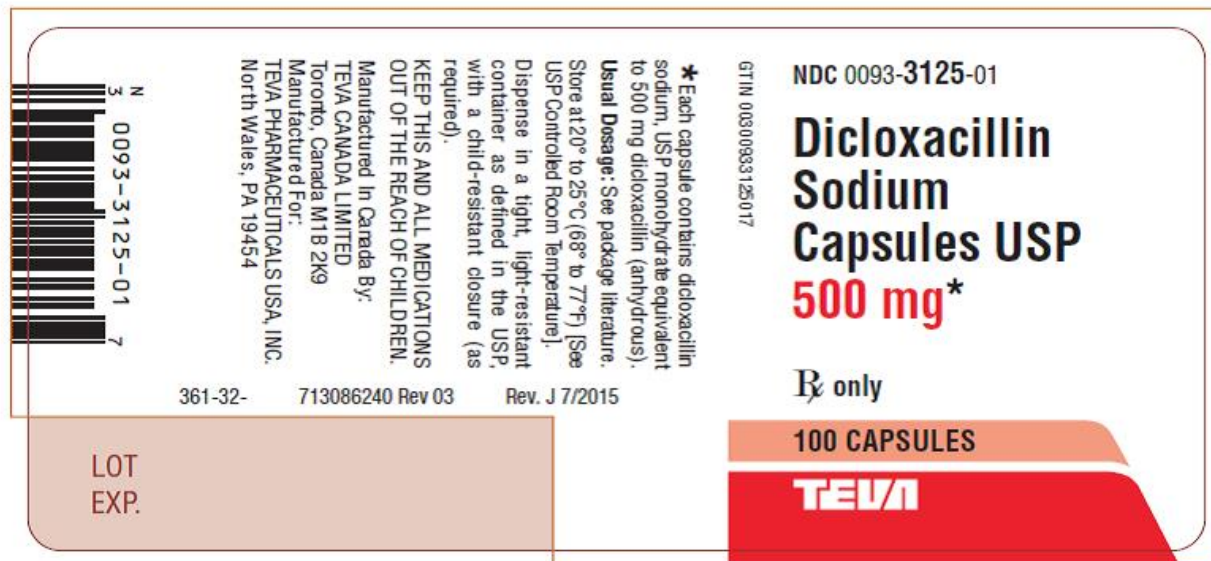
### Package/Label Display Panel

NDC 0093-3125-01

Dicloxacillin Sodium Capsules USP 500 mg\*

Rx only

100 CAPSULES



## DICLOXACILLIN SODIUM

dicloxacillin sodium capsule

### Product Information

<b>Product Type</b>	HUMAN PRESCRIPTION DRUG	<b>Item Code (Source)</b>	NDC:0093-3123
---------------------	-------------------------	---------------------------	---------------

<b>Route of Administration</b>	ORAL			
<b>Active Ingredient/Active Moiety</b>				
	<b>Ingredient Name</b>	<b>Basis of Strength</b>	<b>Strength</b>	
	DICLOXACILLIN SODIUM (UNII: 4HZT2V9KX0) (DICLOXACILLIN - UNII:COF19H7WBK)	DICLOXACILLIN	250 mg	
<b>Inactive Ingredients</b>				
	<b>Ingredient Name</b>	<b>Strength</b>		
	MAGNESIUM STEARATE (UNII: 70097M6I30)			
	D&C YELLOW NO. 10 ALUMINUM LAKE (UNII: CQ3XH3DET6)			
	FD&C BLUE NO. 1 ALUMINUM LAKE (UNII: J9EQA3S2JM)			
	FD&C BLUE NO. 1 (UNII: H3R47K3TBD)			
	FD&C BLUE NO. 2--ALUMINUM LAKE (UNII: 4AQJ3LG584)			
	FD&C RED NO. 40 (UNII: WZB9127XOA)			
	D&C YELLOW NO. 10 (UNII: 35SW5USQ3G)			
	GELATIN (UNII: 2G86QN327L)			
	SHELLAC (UNII: 46N107B71O)			
	SODIUM LAURYL SULFATE (UNII: 368GB5141J)			
	SORBITAN MONOLAUATE (UNII: 6W9PS8B71J)			
	FERROSFERRIC OXIDE (UNII: XM0M87F357)			
	TITANIUM DIOXIDE (UNII: 15FIX9V2JP)			
	PROPYLENE GLYCOL (UNII: 6DC9Q167V3)			
<b>Product Characteristics</b>				
<b>Color</b>	green (light green) , green	<b>Score</b>	no score	
<b>Shape</b>	CAPSULE	<b>Size</b>	18mm	
<b>Flavor</b>		<b>Imprint Code</b>	TEVA;3123	
<b>Contains</b>				
<b>Packaging</b>				
<b>#</b>	<b>Item Code</b>	<b>Package Description</b>	<b>Marketing Start Date</b>	<b>Marketing End Date</b>
1	NDC:0093-3123-01	100 in 1 BOTTLE; Type 0: Not a Combination Product	09/30/1990	
<b>Marketing Information</b>				
<b>Marketing Category</b>	<b>Application Number or Monograph Citation</b>	<b>Marketing Start Date</b>	<b>Marketing End Date</b>	
ANDA	ANDA062286	09/30/1990		

<b>DICLOXACILLIN SODIUM</b>			
dicloxacillin sodium capsule			
<b>Product Information</b>			
<b>Product Type</b>	HUMAN PRESCRIPTION DRUG	<b>Item Code (Source)</b>	NDC:0093-3125
<b>Route of Administration</b>	ORAL		

<b>Active Ingredient/Active Moiety</b>				
<b>Ingredient Name</b>		<b>Basis of Strength</b>	<b>Strength</b>	
DICLOXACILLIN SODIUM (UNII: 4HZT2V9KX0) (DICLOXACILLIN - UNII:COF19H7WBK)		DICLOXACILLIN	500 mg	
<b>Inactive Ingredients</b>				
<b>Ingredient Name</b>		<b>Strength</b>		
MAGNESIUM STEARATE (UNII: 70097M6I30)				
D&C YELLOW NO. 10 ALUMINUM LAKE (UNII: CQ3XH3DET6)				
FD&C BLUE NO. 1 ALUMINUM LAKE (UNII: J9EQA3S2JM)				
FD&C BLUE NO. 1 (UNII: H3R47K3TBD)				
FD&C BLUE NO. 2--ALUMINUM LAKE (UNII: 4AQJ3LG584)				
FD&C RED NO. 40 (UNII: WZB9127XOA)				
D&C YELLOW NO. 10 (UNII: 35SW5USQ3G)				
GELATIN (UNII: 2G86QN327L)				
SHELLAC (UNII: 46N107B71O)				
SODIUM LAURYL SULFATE (UNII: 368GB5141J)				
SORBITAN MONOLAUROATE (UNII: 6W9PS8B71J)				
FERROSFERRIC OXIDE (UNII: XM0M87F357)				
TITANIUM DIOXIDE (UNII: 15FIX9V2JP)				
PROPYLENE GLYCOL (UNII: 6DC9Q167V3)				
<b>Product Characteristics</b>				
<b>Color</b>	green (light green) , green	<b>Score</b>	no score	
<b>Shape</b>	CAPSULE	<b>Size</b>	22mm	
<b>Flavor</b>		<b>Imprint Code</b>	TEVA;3125	
<b>Contains</b>				
<b>Packaging</b>				
#	Item Code	Package Description	Marketing Start Date	Marketing End Date
1	NDC:0093-3125-01	100 in 1 BOTTLE; Type 0: Not a Combination Product	09/30/1990	
<b>Marketing Information</b>				
Marketing Category	Application Number or Monograph Citation	Marketing Start Date	Marketing End Date	
ANDA	ANDA062286	09/30/1990		

**Labeler** - Teva Pharmaceuticals USA, Inc. (001627975)

Revised: 6/2022

Teva Pharmaceuticals USA, Inc.