

# EPHEDRINE SULFATE- ephedrine sulfate injection

## Xiromed, LLC

-----

### HIGHLIGHTS OF PRESCRIBING INFORMATION

These highlights do not include all the information needed to use EPHEDRINE SULFATE INJECTION safely and effectively. See full prescribing information for EPHEDRINE SULFATE INJECTION.

**EPHEDRINE SULFATE injection, for intravenous use**  
**Initial U.S. Approval: 2016**

### INDICATIONS AND USAGE

Ephedrine Sulfate Injection is an alpha- and beta-adrenergic agonist and a norepinephrine-releasing agent that is indicated for the treatment of clinically important hypotension occurring in the setting of anesthesia. (1)

### DOSAGE AND ADMINISTRATION

- Should be administered by a trained healthcare providers. (2.1)
- Ephedrine Sulfate injection, 50 mg/mL, must be diluted before administration as an intravenous bolus dose. (2.1)
- Bolus intravenous injection: 5 mg to 10 mg as needed, not to exceed 50 mg. (2.1)

### DOSAGE FORMS AND STRENGTHS

Injection: 50 mg/mL ephedrine sulfate in single-dose vial (3)

### CONTRAINDICATIONS

None (4)

### WARNINGS AND PRECAUTIONS

- Pressor Effects with Concomitant Use with Oxytocic Drugs: Pressor effect of sympathomimetic pressor amines is potentiated (5.1)
- Tachyphylaxis and Tolerance: Repeated administration of ephedrine may cause tachyphylaxis (5.2)

### ADVERSE REACTIONS

Most common adverse reactions during treatment: nausea, vomiting, and tachycardia. (6)

**To report SUSPECTED ADVERSE REACTIONS, contact Xiromed, LLC. at 844-XIROMED (844-947-6633) or FDA at 1-800-FDA-1088 or [www.fda.gov/medwatch](http://www.fda.gov/medwatch).**

### DRUG INTERACTIONS

- Interactions that Augment Pressor Effect: clonidine, oxytocin and oxytocic drugs, propofol, monoamine oxidase inhibitors (MAOIs), and atropine. Monitor blood pressure. (7)
- Interactions that Antagonize the Pressor Effect: Antagonistic effects with  $\alpha$ -adrenergic antagonists,  $\beta$ -adrenergic antagonists, reserpine, quinidine, mephentermine. Monitor blood pressure. (7)
- Guanethidine: Ephedrine may inhibit the neuron blockage produced by guanethidine, resulting in loss of antihypertensive effectiveness. Monitor blood pressure and adjust the dosage of pressor accordingly.
- Rocuronium: Ephedrine may reduce the onset time of neuromuscular blockade when used for intubation with rocuronium if administered simultaneously with anesthetic induction. Be aware of this potential interaction. No treatment or other interventions are needed.
- Epidural anesthesia: Ephedrine may decrease the efficacy of epidural blockade by hastening the regression of sensory analgesia. Monitor and treat the patient according to clinical practice.
- Theophylline: Concomitant use of ephedrine may increase the frequency of nausea, nervousness, and insomnia. Monitor patient for worsening symptoms and manage symptoms according to clinical practice.
- Cardiac glycosides: Giving ephedrine with a cardiac glycoside, such as digitalis, may increase the possibility of arrhythmias. Carefully monitor patients on cardiac glycosides who are also administered ephedrine.

**Revised: 4/2023**

---

## **FULL PRESCRIBING INFORMATION: CONTENTS\***

### **1 INDICATIONS AND USAGE**

### **2 DOSAGE AND ADMINISTRATION**

- 2.1 General Dosage and Administration Instructions
- 2.2 Dosing for the Treatment of Clinically Important Hypotension in the Setting of Anesthesia
- 2.3 Prepare a 5 mg/mL Solution for Bolus Intravenous Administration

### **3 DOSAGE FORMS AND STRENGTHS**

### **4 CONTRAINDICATIONS**

### **5 WARNINGS AND PRECAUTIONS**

- 5.1 Pressor Effect with Concomitant Oxytocic Drugs
- 5.2 Tolerance and Tachyphylaxis
- 5.3 Risk of Hypertension When Used Prophylactically

### **6 ADVERSE REACTIONS**

### **7 DRUG INTERACTIONS**

### **8 USE IN SPECIFIC POPULATIONS**

- 8.1 Pregnancy
- 8.2 Lactation
- 8.4 Pediatric Use
- 8.5 Geriatric Use
- 8.6 Renal Impairment

### **10 OVERDOSAGE**

### **11 DESCRIPTION**

### **12 CLINICAL PHARMACOLOGY**

- 12.1 Mechanism of Action
- 12.2 Pharmacodynamics
- 12.3 Pharmacokinetics

### **13 NONCLINICAL TOXICOLOGY**

- 13.1 Carcinogenesis, Mutagenesis, Impairment of Fertility

### **14 CLINICAL STUDIES**

### **16 HOW SUPPLIED/STORAGE AND HANDLING**

\* Sections or subsections omitted from the full prescribing information are not listed.

---

## **FULL PRESCRIBING INFORMATION**

### **1 INDICATIONS AND USAGE**

Ephedrine sulfate injection is indicated for the treatment of clinically important hypotension occurring in the setting of anesthesia.

### **2 DOSAGE AND ADMINISTRATION**

#### **2.1 General Dosage and Administration Instructions**

Ephedrine sulfate injection must be diluted before administration as an intravenous bolus

to achieve the desired concentration. Dilute with normal saline or 5% dextrose in water. Inspect parenteral drug products visually for particulate matter and discoloration prior to administration, whenever solution and container permit.

## **2.2 Dosing for the Treatment of Clinically Important Hypotension in the Setting of Anesthesia**

Ephedrine sulfate injection should be administered by trained healthcare providers.

The recommended dosages for the treatment of clinically important hypotension in the setting of anesthesia is an initial dose of 5 to 10 mg administered by intravenous bolus. Administer additional boluses as needed, not to exceed a total dosage of 50 mg.

- Adjust dosage according to the blood pressure goal (i.e., titrate to effect).

## **2.3 Prepare a 5 mg/mL Solution for Bolus Intravenous Administration**

For bolus intravenous administration, prepare a solution containing a final concentration of 5 mg/mL of ephedrine sulfate injection:

- Withdraw 50 mg (1 mL of 50 mg/mL) of ephedrine sulfate injection and dilute with 9 mL of 5% Dextrose Injection or 0.9% Sodium Chloride Injection.
- Withdraw an appropriate dose of the 5 mg/mL solution prior to bolus intravenous administration.

## **3 DOSAGE FORMS AND STRENGTHS**

Ephedrine sulfate injection, USP is a clear, colorless, sterile solution for intravenous injection available as a single-dose 1 mL vial that contains 50 mg/mL ephedrine sulfate, equivalent to 38 mg ephedrine base.

## **4 CONTRAINDICATIONS**

None

## **5 WARNINGS AND PRECAUTIONS**

### **5.1 Pressor Effect with Concomitant Oxytocic Drugs**

Serious postpartum hypertension has been described in patients who received both a vasopressor (i.e., methoxamine, phenylephrine, ephedrine) and an oxytocic (i.e., methylergonovine, ergonovine) [see *Drug Interactions (7)*]. Some of these patients experienced a stroke. Carefully monitor the blood pressure of individuals who have received both ephedrine and an oxytocic.

### **5.2 Tolerance and Tachyphylaxis**

Data indicate that repeated administration of ephedrine can result in tachyphylaxis. Clinicians treating anesthesia-induced hypotension with ephedrine sulfate injection should be aware of the possibility of tachyphylaxis and should be prepared with an alternative pressor to mitigate unacceptable responsiveness.

### 5.3 Risk of Hypertension When Used Prophylactically

When used to prevent hypotension, ephedrine has been associated with an increased incidence of hypertension compared with when ephedrine is used to treat hypotension.

## 6 ADVERSE REACTIONS

The following adverse reactions associated with the use of ephedrine sulfate were identified in the literature. Because these reactions are reported voluntarily from a population of uncertain size, it is not always possible to estimate their frequency reliably or to establish a causal relationship to drug exposure.

*Gastrointestinal disorders:* Nausea, vomiting

*Cardiac disorders:* Tachycardia, palpitations (thumping heart), reactive hypertension, bradycardia, ventricular ectopics, R-R variability

*Nervous system disorders:* Dizziness

*Psychiatric disorders:* Restlessness

## 7 DRUG INTERACTIONS

<b>Interactions that Augment the Pressor Effect</b>	
<b>Oxytocin and oxytocic drugs</b>	
<i>Clinical Impact:</i>	Serious postpartum hypertension has been described in patients who received both a vasopressor (i.e., methoxamine, phenylephrine, ephedrine) and an oxytocic (i.e., methylergonovine, ergonovine). Some of these patients experienced a stroke.
<i>Intervention:</i>	Carefully monitor the blood pressure of individuals who have received both ephedrine and an oxytocic.
<b>Clonidine, propofol, monoamine oxidase inhibitors (MAOIs), atropine</b>	
<i>Clinical Impact:</i>	These drugs augment the pressor effect of ephedrine.
<i>Intervention:</i>	Carefully monitor the blood pressure of individuals who have received both ephedrine and any of these drugs.
<b>Interactions that Antagonize the Pressor Effect</b>	
<i>Clinical Impact:</i>	These drugs antagonize the pressor effect of ephedrine.
<i>Intervention:</i>	Carefully monitor the blood pressure of individuals who have received both ephedrine and any of these drugs.
<i>Examples:</i>	$\alpha$ -adrenergic antagonists, $\beta$ -adrenergic receptor antagonists, reserpine, quinidine, mephentermine
<b>Other Drug Interactions</b>	

<b>Guanethidine</b>	
<i>Clinical Impact:</i>	Ephedrine may inhibit the neuron blockage produced by guanethidine, resulting in loss of antihypertensive effectiveness.
<i>Intervention:</i>	Clinician should monitor patient for blood pressor response and adjust the dosage or choice of pressor accordingly.
<b>Rocuronium</b>	
<i>Clinical Impact:</i>	Ephedrine may reduce the onset time of neuromuscular blockade when used for intubation with rocuronium if administered simultaneously with anesthetic induction.
<i>Intervention:</i>	Be aware of this potential interaction. No treatment or other interventions are needed.
<b>Epidural anesthesia</b>	
<i>Clinical Impact:</i>	Ephedrine may decrease the efficacy of epidural blockade by hastening the regression of sensory analgesia.
<i>Intervention:</i>	Monitor and treat the patient according to clinical practice.
<b>Theophylline</b>	
<i>Clinical Impact:</i>	Concomitant use of ephedrine may increase the frequency of nausea, nervousness, and insomnia.
<i>Intervention:</i>	Monitor patient for worsening symptoms and manage symptoms according to clinical practice.
<b>Cardiac glycosides</b>	
<i>Clinical Impact:</i>	Giving ephedrine with a cardiac glycoside, such as digitalis, may increase the possibility of arrhythmias.
<i>Intervention:</i>	Carefully monitor patients on cardiac glycosides who are also administered ephedrine.

## **8 USE IN SPECIFIC POPULATIONS**

### **8.1 Pregnancy**

#### Risk Summary

Available data from randomized studies, case series, and reports of ephedrine sulfate use in pregnant women have not identified a drug-associated risk of major birth defects, miscarriage, or adverse maternal or fetal outcomes. However, there are clinical considerations due to underlying conditions (*see Clinical Considerations*). In animal reproduction studies, decreased fetal survival and fetal body weights were observed in the presence of maternal toxicity after normotensive pregnant rats were administered 60 mg/kg intravenous ephedrine sulfate (12 times the maximum recommended human dose (MRHD) of 50 mg/day). No malformations or embryofetal adverse effects were observed when pregnant rats or rabbits were treated with intravenous bolus doses of ephedrine sulfate during organogenesis at doses 1.9 and 7.7 times the MRHD, respectively [*See data*].

The estimated background risk of major birth defects and miscarriage for the indicated population are unknown. All pregnancies have a background risk of birth defect, loss, or other adverse outcomes. In the U.S. general population, the estimated background risk of major birth defects and miscarriage in clinically recognized pregnancies is 2-4% and 15-20%, respectively.

### Clinical Considerations

#### *Disease-associated maternal and/or embryofetal risk*

Untreated hypotension associated with spinal anesthesia for cesarean section is associated with an increase in maternal nausea and vomiting. A decrease in uterine blood flow due to maternal hypotension may result in fetal bradycardia and acidosis.

#### *Fetal/Neonatal Adverse Reactions*

Cases of potential metabolic acidosis in newborns at delivery with maternal ephedrine exposure have been reported in the literature. These reports describe umbilical artery pH of  $\leq 7.2$  at the time of delivery [see *Clinical Pharmacology* (12.3)]. Monitoring of the newborn for signs and symptoms of metabolic acidosis may be required. Monitoring of infant's acid-base status is warranted to ensure that an episode of acidosis is acute and reversible.

### Data

#### *Animal Data*

Decreased fetal body weights were observed when pregnant rats were administered intravenous bolus doses of 60 mg/kg ephedrine sulfate (12 times the maximum recommended human dose (MRHD) of 50 mg based on body surface area) from Gestation Day 6-17. This dose was associated with evidence of maternal toxicity (decreased body weight of dams and abnormal head movements). No malformations or fetal deaths were noted at this dose. No effects on fetal body weight were noted at 10 mg/kg (1.9 times the MRHD of 50 mg).

No evidence of malformations or embryo-fetal toxicity were noted in pregnant rabbits administered intravenous bolus doses up to 20 mg/kg ephedrine sulfate (7.7 times the maximum recommended human dose (MRHD) of 50 mg based on body surface area) from Gestation Day 6-20. This dose was associated with expected pharmacological maternal effects (increased respiration rate, dilated pupils, piloerection).

Decreased fetal survival and body weights in the presence of maternal toxicity (increased mortality) were noted when pregnant dams were administered intravenous bolus doses of 60 mg/kg epinephrine sulfate (approximately 12 times the MRHD based on body surface area) from GD 6 through Lactation Day 20. No adverse effects were noted at 10 mg/kg (1.9 times the MRHD).

## **8.2 Lactation**

### Risk Summary

A single published case report indicates that ephedrine is present in human milk. However, no information is available on the effects of the drug on the breastfed infant or the effects of the drug on milk production. The developmental and health benefits of breastfeeding should be considered along with the mother's clinical need for ephedrine sulfate injection and any potential adverse effects on the breastfed child from ephedrine

sulfate injection or from the underlying maternal condition.

#### **8.4 Pediatric Use**

The safety and effectiveness of ephedrine sulfate injection in pediatric patients have not been established.

#### **Animal Toxicity Data**

In a study in which juvenile rats were administered intravenous bolus doses of 2, 10, or 60 mg/kg ephedrine sulfate daily from Postnatal Day 35 to 56, an increased incidence of mortality was noted at the high dose of 60 mg/kg. The no-adverse-effect level was 10 mg/kg (approximately 1.9 times a maximum daily dose of 50 mg in a 60 kg person based on body surface area).

#### **8.5 Geriatric Use**

Clinical studies of ephedrine did not include sufficient numbers of subjects aged 65 and over to determine whether they respond differently from younger subjects. Other reported clinical experience has not identified differences in responses between the elderly and younger patients. In general, dose selection for an elderly patient should be cautious, usually starting at the low end of the dosing range, reflecting the greater frequency of decreased hepatic, renal, or cardiac function, and of concomitant disease or other drug therapy. This drug is known to be substantially excreted by the kidney, and the risk of adverse reactions to this drug may be greater in patients with impaired renal function. Because elderly patients are more likely to have decreased renal function, care should be taken in dose selection, and it may be useful to monitor renal function.

#### **8.6 Renal Impairment**

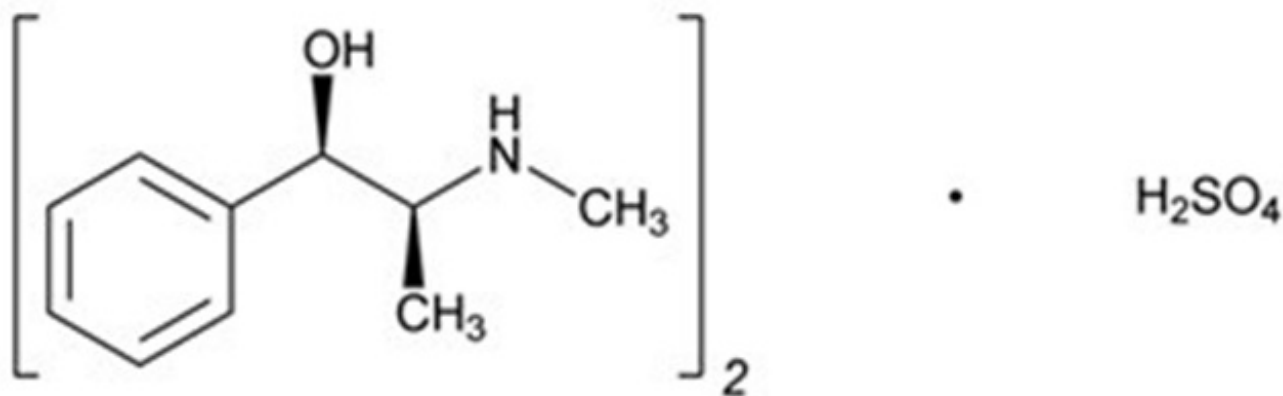
Ephedrine and its metabolite are excreted in urine. In patients with renal impairment, excretion of ephedrine is likely to be affected with a corresponding increase in elimination half-life, which will lead to slow elimination of ephedrine and consequently prolonged pharmacological effect and potentially adverse reactions. Monitor patients with renal impairment carefully after the initial bolus dose for adverse events.

### **10 OVERDOSAGE**

Overdose of ephedrine can cause a rapid rise in blood pressure. In the case of an overdose, careful monitoring of blood pressure is recommended. If blood pressure continues to rise to an unacceptable level, parenteral antihypertensive agents can be administered at the discretion of the clinician.

### **11 DESCRIPTION**

Ephedrine is an alpha- and beta-adrenergic agonist and a norepinephrine-releasing agent. Ephedrine sulfate injection, USP is a clear, colorless, sterile solution for intravenous injection. It must be diluted before intravenous administration. The chemical name of ephedrine sulfate is benzenemethanol,  $\alpha$ -[1-(methylamino)ethyl]-, [R-(R\*,S\*)]-, sulfate (2:1) (salt), and the molecular weight is 428.5 g/mol. Its structural formula is depicted below:



Ephedrine sulfate is freely soluble in water and ethanol, very slightly soluble in chloroform, and practically insoluble in ether. Each mL contains ephedrine sulfate 50 mg (equivalent to 38 mg ephedrine base) in water for injection. The pH is adjusted with sodium hydroxide and/or acetic acid if necessary. The pH range is 4.5 to 7.0.

## 12 CLINICAL PHARMACOLOGY

### 12.1 Mechanism of Action

Ephedrine sulfate is a sympathomimetic amine that directly acts as an agonist at  $\alpha$ - and  $\beta$ -adrenergic receptors and indirectly causes the release of norepinephrine from sympathetic neurons. Pressor effects by direct alpha- and beta-adrenergic receptor activation are mediated by increases in arterial pressures, cardiac output, and peripheral resistance. Indirect adrenergic stimulation is caused by norepinephrine release from sympathetic nerves.

### 12.2 Pharmacodynamics

Ephedrine stimulates heart rate and cardiac output and variably increases peripheral resistance; as a result, ephedrine usually increases blood pressure. Stimulation of the  $\alpha$ -adrenergic receptors of smooth muscle cells in the bladder base may increase the resistance to the outflow of urine. Activation of  $\beta$ -adrenergic receptors in the lungs promotes bronchodilation.

The overall cardiovascular effect from ephedrine is the result of a balance among  $\alpha$ -1 adrenoceptor-mediated vasoconstriction,  $\beta$ -2 adrenoceptor-mediated vasoconstriction, and  $\beta$ -2 adrenoceptor-mediated vasodilatation. Stimulation of the  $\beta$ -1 adrenoceptors results in positive inotrope and chronotrope action.

Tachyphylaxis to the pressor effects of ephedrine may occur with repeated administration [see *Warnings and Precautions (5.2)*].

### 12.3 Pharmacokinetics

Publications studying pharmacokinetics of oral administration of (-)-ephedrine support that (-)-ephedrine is metabolized into norephedrine. However, the metabolism pathway is unknown. Both the parent drug and the metabolite are excreted in urine. Limited data after IV administration of ephedrine support similar observations of urinary excretion of drug and metabolite. The plasma elimination half-life of ephedrine following oral administration was about 6 hours.



Ephedrine crosses the placental barrier [see Use in Specific Populations (8.1)].

## 13 NONCLINICAL TOXICOLOGY

### 13.1 Carcinogenesis, Mutagenesis, Impairment of Fertility

Carcinogenesis: Two-year feeding studies in rats and mice conducted under the National Toxicology Program (NTP) demonstrated no evidence of carcinogenic potential with ephedrine sulfate at doses up to 10 mg/kg/day and 27 mg/kg/day (approximately 2 times and 3 times the maximum human recommended dose on a mg/m<sup>2</sup> basis, respectively).

Mutagenesis: Ephedrine sulfate tested negative in the in vitro bacterial reverse mutation assay, the in vitro mouse lymphoma assay, the in vitro sister chromatid exchange, the in vitro chromosomal aberration assay, and the in vivo rat bone marrow micronucleus assay.

Impairment of Fertility: There was no impact on fertility or early embryonic development in a study in which male rats were administered intravenous bolus doses of 0, 2, 10, or 60 mg/kg ephedrine sulfate (up to 12 times the maximum recommended human dose of 50 mg based on body surface area) for 28 days prior to mating and through gestation and females were treated for 14 days prior to mating through Gestation Day 7.

## 14 CLINICAL STUDIES

The evidence for the efficacy of ephedrine injection is derived from the published literature. Increases in blood pressure following administration of ephedrine were observed in 14 studies, including 9 where ephedrine was used in pregnant women undergoing neuraxial anesthesia during Cesarean delivery, 1 study in non-obstetric surgery under neuraxial anesthesia, and 4 studies in patients undergoing surgery under general anesthesia. Ephedrine has been shown to raise systolic and mean blood pressure when administered as a bolus dose following the development of hypotension during anesthesia.

## 16 HOW SUPPLIED/STORAGE AND HANDLING

Ephedrine sulfate injection, USP is a clear, colorless, sterile solution supplied as follows:

NDC	Strength	How Supplied
70700-249-23	50 mg/mL	1 mL clear glass vial; for single-dose (supplied in packages of 10)
70700-249-25	50 mg/mL	1 mL clear glass vial; for single-dose (supplied in packages of 25)

Vial stoppers are not manufactured with natural rubber latex. Store ephedrine sulfate injection at 20°C to 25°C (68°F to 77°F); excursions permitted to 15°C to 30°C (59°F to 86°F) [see USP Controlled Room Temperature]. Store in carton until time of use. For

single dose only. Discard unused portion.

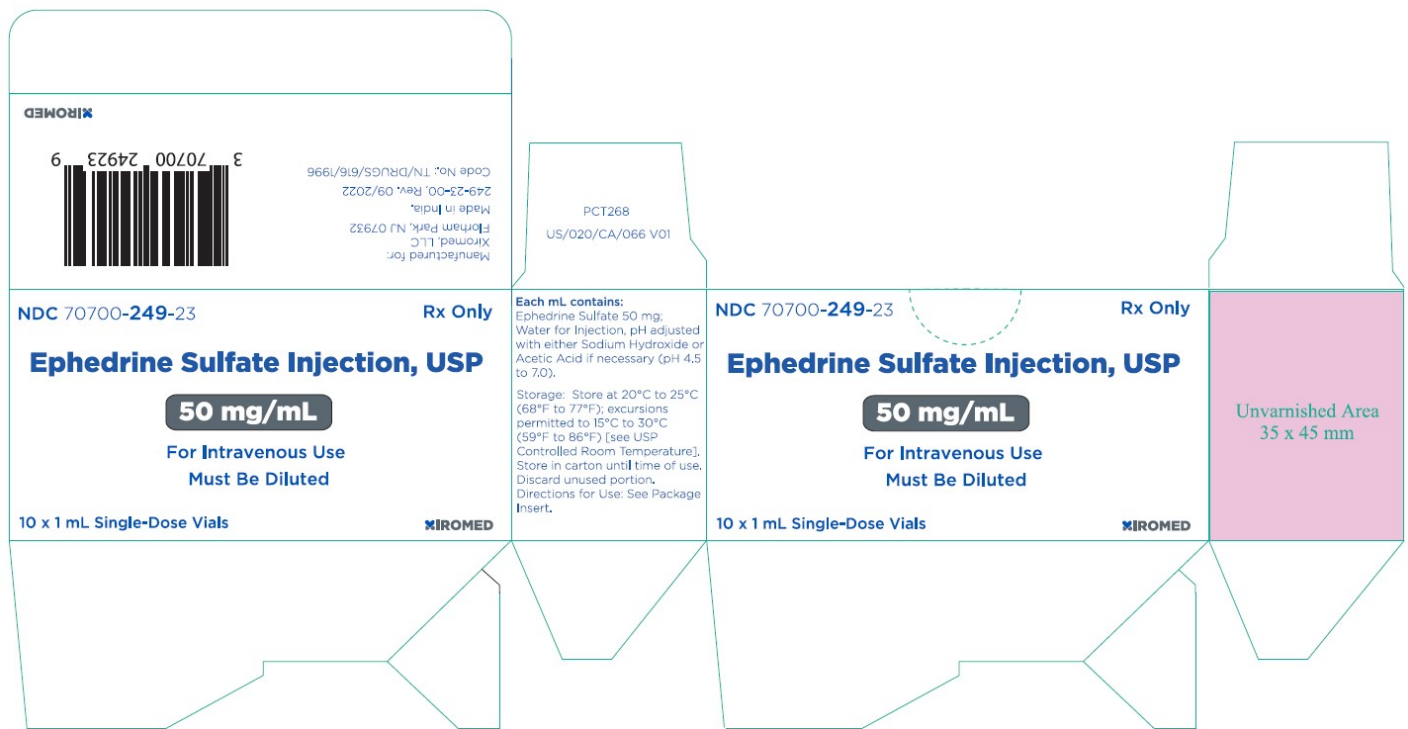
Manufactured for:  
Xiromed, LLC  
Florham Park, NJ 07932

Made in India  
Revised: Aug 2022

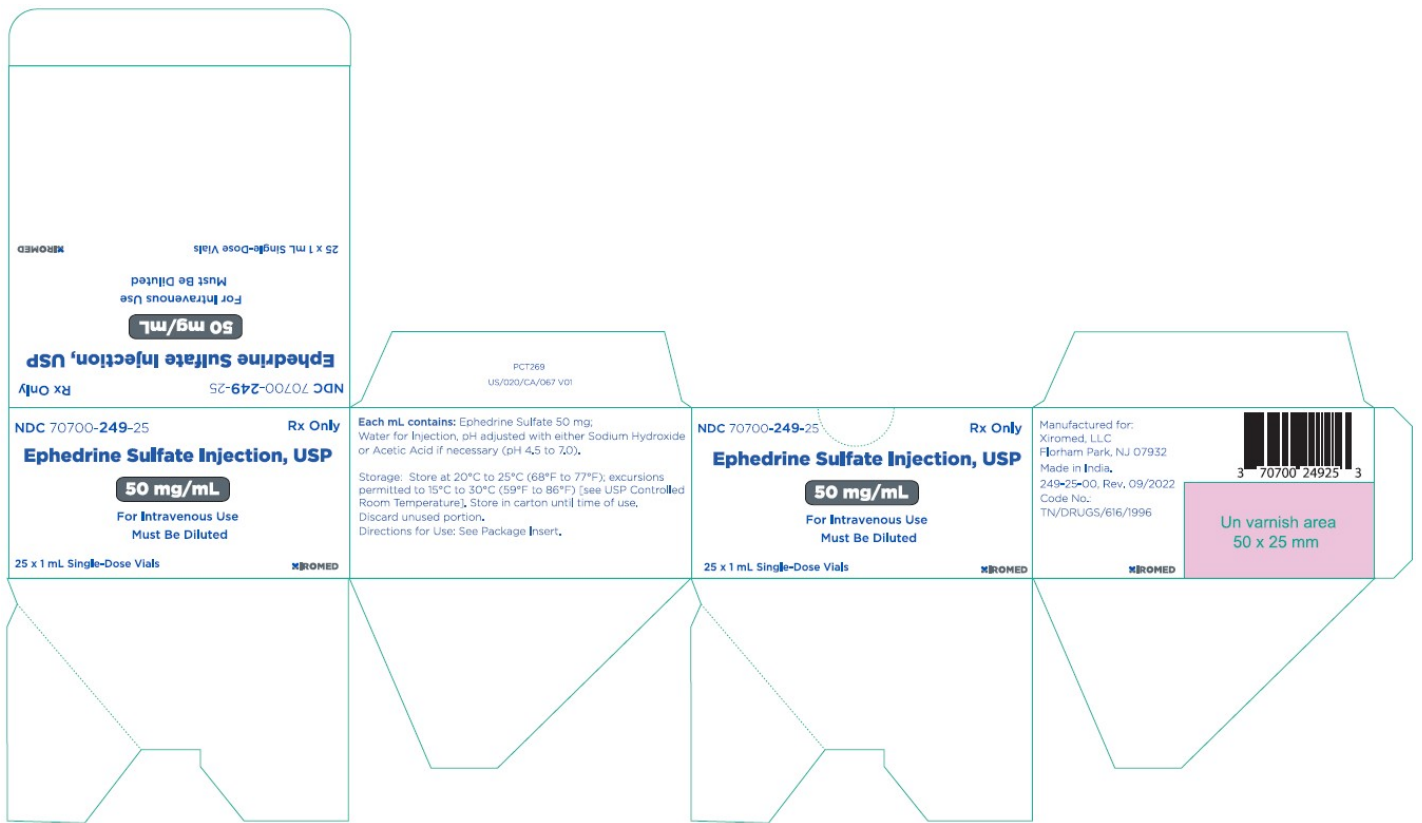
PI-249-00

## PACKAGE LABEL.PRINCIPAL DISPLAY PANEL

### Ephedrine Sulfate Injection USP 50 mg/mL - NDC 70700-249-23 - 10 in 1 carton



### Ephedrine Sulfate Injection USP 50 mg/mL - NDC 70700-249-25 - 25 in 1 Carton



**Ephedrine Sulfate Injection USP 50 mg/mL - NDC 70700-249-22 - 1 mL single dose vial**

**NDC 70700-249-22 Rx Only** PLC355

**Ephedrine Sulfate Injection, USP**

**50 mg/mL**

**For Intravenous Use  
Must Be Diluted  
1 mL Single-Dose Vial**

Discard unused portion.  
**Directions for Use:**  
See prescribing information.  
Store at 20°C to 25°C (68°F to 77°F) [see USP Controlled Room Temperature]

**LOT:**  
**EXP:**

(01) 00370700249222  
US/020/LB/064 V01

**XIROMED**

Manufactured for:  
Xiromed, LLC  
Florham Park, NJ 07932  
Made in India.  
249-22-00, Rev. 09/2022  
Code No.:  
TN/DRUGS/616/1996

**Un varnish area  
45 x 20 mm**

**EPHEDRINE SULFATE**

ephedrine sulfate injection

**Product Information**

<b>Product Type</b>	HUMAN PRESCRIPTION DRUG	<b>Item Code (Source)</b>	NDC:70700-249
<b>Route of Administration</b>	INTRAVENOUS		

## Active Ingredient/Active Moiety

Ingredient Name	Basis of Strength	Strength
<b>Ephedrine Sulfate</b> (UNII: U6X61U5ZEG) (Ephedrine - UNII:GN83C131XS)	Ephedrine Sulfate	50 mg in 1 mL

## Inactive Ingredients

Ingredient Name	Strength
<b>Water</b> (UNII: 059QF0KO0R)	
<b>Sodium Hydroxide</b> (UNII: 55X04QC32I)	
<b>Acetic Acid</b> (UNII: Q40Q9N063P)	

## Packaging

#	Item Code	Package Description	Marketing Start Date	Marketing End Date
1	NDC:70700-249-23	10 in 1 CARTON	04/11/2023	
1		1 mL in 1 VIAL, SINGLE-DOSE; Type 0: Not a Combination Product		
2	NDC:70700-249-25	25 in 1 CARTON	04/11/2023	
2		1 mL in 1 VIAL, SINGLE-DOSE; Type 0: Not a Combination Product		

## Marketing Information

Marketing Category	Application Number or Monograph Citation	Marketing Start Date	Marketing End Date
ANDA	ANDA215825	04/21/2022	

**Labeler** - Xiromed, LLC (080228637)

**Registrant** - Xiromed, LLC (080228637)

## Establishment

Name	Address	ID/FEI	Business Operations
Maiva Pharma Private Limited		725656438	manufacture(70700-249) , analysis(70700-249)

Revised: 4/2023

Xiromed, LLC