

**PYLERA - bismuth subcitrate potassium, metronidazole, tetracycline hydrochloride (140 mg/125 mg/125 mg) capsule**  
**Physicians Total Care, Inc.**

-----

**HIGHLIGHTS OF PRESCRIBING INFORMATION**

**These highlights do not include all the information needed to use PYLERA safely and effectively. See full prescribing information for PYLERA. Initial U.S. Approval: 2006**

To reduce the development of drug-resistant bacteria and maintain the effectiveness of PYLERA and other antibacterial drugs, PYLERA should be used only to treat or prevent infections that are proven or strongly suspected to be caused by bacteria. (1)

----- **INDICATIONS AND USAGE** -----

PYLERA is a combination antibacterial indicated for the treatment of patients with *Helicobacter pylori* infection and duodenal ulcer disease (active or history of within the past 5 years) to eradicate *H. pylori*. (1.1)

----- **DOSAGE AND ADMINISTRATION** -----

- Each dose of PYLERA includes 3 capsules. (2)
- Each dose of PYLERA should be taken 4 times a day, after meals and at bedtime for 10 days. (2)
- Administer PYLERA with omeprazole 20 mg twice daily (after the morning and evening meals). (2)

----- **DOSAGE FORMS AND STRENGTHS** -----

Each capsule of PYLERA contains: (3)

- 140 mg of bismuth subcitrate potassium
- 125 mg of metronidazole
- 125 mg of tetracycline hydrochloride

----- **CONTRAINDICATIONS** -----

- Patients with renal impairment. (4.4)
- Patients with known hypersensitivity to product components. (4.5)

----- **WARNINGS AND PRECAUTIONS** -----

- Fetal Toxicity: Advise pregnant women of the risk for permanent discoloration of teeth with tetracycline if used during the second or third trimester (5.1, 8.1)
- Maternal Toxicity: Risk of hepatotoxicity in pregnant women with high doses of intravenous tetracycline also resulting in stillborn or premature birth (5.2, 8.1)
- Central and Peripheral Nervous System Effects: encephalopathy and peripheral neuropathy with metronidazole, pseudotumor cerebri with tetracycline and neurotoxicity with bismuth-containing products; Monitor patients with CNS conditions closely and discontinue promptly if abnormal neurologic signs develop. (5.4)
- Development of Superinfection: If superinfection occurs, discontinue PYLERA and institute appropriate therapy. (5.5)
- Photosensitivity: avoid exposure to sun and sun lamps. (5.6)

----- **ADVERSE REACTIONS** -----

Most frequently reported adverse reactions ( $\geq 5\%$ ); abnormal feces, diarrhea, nausea, and headache. (6.1)

**To report SUSPECTED ADVERSE REACTIONS, contact AXCAN Pharma US, Inc. at 1-800-472-2634 or FDA at 1-800-FDA-1088 or [www.fda.gov/medwatch](http://www.fda.gov/medwatch).**

----- **DRUG INTERACTIONS** -----

- Methoxyflurane: Risk of fatal renal toxicity; do not co-administer. (4.1, 7.1)
- Disulfiram: Psychotic reactions can occur; do not take concurrently or within the last 2 weeks of disulfiram. (4.2, 7.2)
- Alcohol: Abdominal cramps, nausea, vomiting, headaches, and flushing can occur; do not consume during therapy and for at least 3 days afterwards. (7.3)
- Oral Contraceptives: Decreased efficacy possibly resulting in pregnancy; use a different or additional form of contraception. (7.4)
- Anticoagulants: Potentiation of the anticoagulant effect; Prothrombin time, International Normalized Ratio (INR), or other suitable anticoagulation tests should be closely monitored. (7.5)
- Lithium: Increased lithium serum concentrations; measure serum lithium and serum creatinine concentrations during therapy. (7.6)
- Antacids, Multivitamins or Dairy Products: Decreased absorption of PYLERA; do not take concomitantly. (7.7)

----- **USE IN SPECIFIC POPULATIONS** -----

- Nursing Mothers: Discontinue drug or nursing taking into consideration the importance of the drug to the mother. (8.3)
- Pediatric Use: Tetracycline may cause permanent discoloration of the teeth. Enamel hypoplasia has also been reported. Do not use in children less than 8 years of age. (5.3,8.4)

See 17 for **PATIENT COUNSELING INFORMATION**.

Revised: 3/2011

---

**FULL PRESCRIBING INFORMATION: CONTENTS\***

**1 INDICATIONS AND USAGE**

- 1.1 Eradication of *Helicobacter pylori* in Patients with Active Duodenal Ulcer or History of Duodenal Ulcer Disease

**2 DOSAGE AND ADMINISTRATION**

**3 DOSAGE FORMS AND STRENGTHS**

**4 CONTRAINDICATIONS**

- 4.1 Methoxyflurane
- 4.2 Disulfiram
- 4.3 Alcohol
- 4.4 Renal Impairment
- 4.5 Hypersensitivity Reactions

**5 WARNINGS AND PRECAUTIONS**

- 5.1 Fetal Toxicity
- 5.2 Maternal Toxicity
- 5.3 Tooth Enamel Discoloration and Hypoplasia
- 5.4 Central and Peripheral Nervous System Effects
- 5.5 Development of Superinfections
- 5.6 Photosensitivity
- 5.7 Darkening of the Tongue and/or Black Stool
- 5.8 Use in Patients with Blood Dyscrasias
- 5.9 Laboratory Test Interactions
- 5.10 Development of Drug Resistant Bacteria

**6 ADVERSE REACTIONS**

- 6.1 Clinical Trials Experience
- 6.2 Postmarketing Experience
- 6.3 Other Important Adverse Reactions from Labeling for the Individual Components of PYLERA

**7 DRUG INTERACTIONS**

- 7.1 Methoxyflurane
- 7.2 Disulfiram
- 7.3 Alcohol
- 7.4 Oral Contraceptives
- 7.5 Anticoagulants
- 7.6 Lithium
- 7.7 Antacids, Multivitamins, or Dairy Products
- 7.8 Penicillin
- 7.9 Inhibitors of CYP450 liver enzymes
- 7.10 Inducers of CYP450 liver enzymes

**8 USE IN SPECIFIC POPULATIONS**

- 8.1 Pregnancy
- 8.3 Nursing Mothers
- 8.4 Pediatric Use

- 8.5 Geriatric Use
- 8.6 Renal Impairment
- 8.7 Hepatic Impairment

## **10 OVERDOSAGE**

## **11 DESCRIPTION**

## **12 CLINICAL PHARMACOLOGY**

- 12.1 Mechanism of Action
- 12.3 Pharmacokinetics
- 12.4 Microbiology

## **13 NONCLINICAL TOXICOLOGY**

- 13.1 Carcinogenesis, Mutagenesis, Impairment of Fertility

## **14 CLINICAL STUDIES**

- 14.1 Eradication of *Helicobacter pylori* in Patients with Active Duodenal Ulcer or History of Duodenal Ulcer Disease

## **15 REFERENCES**

## **16 HOW SUPPLIED/STORAGE AND HANDLING**

## **17 PATIENT COUNSELING INFORMATION**

- 17.1 Pregnant Women
- 17.2 Human Milk Feeding
- 17.3 Hypersensitivity
- 17.4 Central Nervous System Effects
- 17.5 Photosensitivity
- 17.6 Drug Interactions
- 17.7 Darkening of the Tongue and/or Stool
- 17.8 Dosing Information
- 17.9 Administration with Fluids
- 17.10 Antibacterial Resistance

\* Sections or subsections omitted from the full prescribing information are not listed.

---

## **FULL PRESCRIBING INFORMATION**

### **1 INDICATIONS AND USAGE**

To reduce the development of drug-resistant bacteria and maintain the effectiveness of PYLERA and other antibacterial drugs, PYLERA should be used only to treat or prevent infections that are proven or strongly suspected to be caused by susceptible bacteria. When culture and susceptibility information are available, they should be considered in selecting or modifying antibacterial therapy. In the absence of such data, local epidemiology and susceptibility patterns may contribute to the empiric selection of therapy.

#### **1.1 Eradication of *Helicobacter pylori* in Patients with Active Duodenal Ulcer or History of Duodenal Ulcer Disease**

PYLERA in combination with omeprazole are indicated for the treatment of patients with *Helicobacter pylori* infection and duodenal ulcer disease (active or history of within the past 5 years) to eradicate *H. pylori*. The eradication of *Helicobacter pylori* has been shown to reduce the risk of duodenal ulcer recurrence.

### **2 DOSAGE AND ADMINISTRATION**

Each dose of PYLERA is 3 capsules. Each dose of all 3 capsules should be taken 4 times a day, after meals and at bedtime for 10 days. One omeprazole 20 mg capsule should be taken twice a day with PYLERA after the morning and evening meal for 10 days (**Table 1**).

**Table 1: Daily Dosing Schedule for PYLERA**

<b>Time of dose</b>	<b>Number of capsules of PYLERA</b>	<b>Number of capsules of Omeprazole 20 mg</b>
After morning meal	3	1
After lunch	3	0
After evening meal	3	1
At bedtime	3	0

Instruct patients to swallow the PYLERA capsules whole with a full glass of water (8 ounces). Ingestion of adequate amounts of fluid, particularly with the bedtime dose, is recommended to reduce the risk of esophageal irritation and ulceration by tetracycline hydrochloride.

If a dose is missed, patients should continue the normal dosing schedule until medication is gone. Patients should not take double doses. If more than 4 doses are missed, the prescriber should be contacted.

### **3 DOSAGE FORMS AND STRENGTHS**

Each PYLERA capsule contains 140 mg of bismuth subcitrate potassium, 125 mg of metronidazole, and a smaller capsule inside containing 125 mg of tetracycline hydrochloride. The capsules are white and opaque, with the Axcan Pharma logo printed on the body and “BMT” printed on the cap.

### **4 CONTRAINDICATIONS**

#### **4.1 Methoxyflurane**

Do not administer methoxyflurane to patients taking PYLERA. The concurrent use of tetracycline hydrochloride, a component of PYLERA, with methoxyflurane has been reported to result in fatal renal toxicity [See *Drug Interactions (7.1)*].

#### **4.2 Disulfiram**

PYLERA is contraindicated in patients who have taken disulfiram within the last two weeks. Psychotic reactions have been reported in alcoholic patients who are using metronidazole, a component of PYLERA, and disulfiram concurrently [See *Drug Interactions (7.2)*].

#### **4.3 Alcohol**

Alcoholic beverages or other products containing propylene glycol should not be consumed during and for at least 3 days after therapy with PYLERA. A disulfiram-like reaction (abdominal cramps, nausea, vomiting, headaches, and flushing) may occur due to the interaction between alcohol or propylene glycol and metronidazole, a component of PYLERA [See *Drug Interactions (7.3)*].

#### **4.4 Renal Impairment**

PYLERA is contraindicated in patients with severe renal impairment. The antianabolic action of the tetracyclines may cause an increase in blood urea nitrogen (BUN) [See *Adverse Reactions (6.3)*]. In patients with significantly impaired renal function, higher serum concentrations of tetracyclines may lead to azotemia, hyperphosphatemia, and acidosis.

## 4.5 Hypersensitivity Reactions

PYLERA is contraindicated in patients with known hypersensitivity (e.g. urticaria, erythematous rash, flushing, and fever) to bismuth subcitrate potassium, metronidazole or other nitroimidazole derivatives, or tetracycline [See *Adverse Reactions (6.3)*].

## 5 WARNINGS AND PRECAUTIONS

### 5.1 Fetal Toxicity

There are no adequate and well-controlled studies of PYLERA in pregnant women. However, tetracycline can cause fetal harm when administered to a pregnant women. The use of drugs of the tetracycline class during the second and third trimester pregnancy can also cause permanent discoloration of the teeth (yellow-gray brown) and possibly inhibit bone development [See *Warnings and Precautions (5.3)*]. Administration of oral tetracycline to pregnant rats at various doses resulted in yellow fluorescence in teeth and bones in newborn animals. If this drug is used during pregnancy, or if the patient becomes pregnant while taking this drug, the patient should be apprised of the potential hazard to the fetus [See *Use in Specific Populations (8.1)*]

### 5.2 Maternal Toxicity

Tetracycline administered during pregnancy at high doses (> 2 g IV) was associated with rare but serious cases of maternal hepatotoxicity. This syndrome may result in stillborn or premature birth due to maternal pathology [See *Use in Specific Populations (8.3)*].

### 5.3 Tooth Enamel Discoloration and Hypoplasia

The use of drugs of the tetracycline class during tooth development (last half of pregnancy, infancy, and childhood to the age of 8 years) may cause permanent discoloration of the teeth (yellow-gray brown). This adverse reaction is more common during long-term use of the drug, but has been observed following repeated short-courses. Enamel hypoplasia has also been reported. PYLERA, therefore, should not be used in this age group unless other drugs are not likely to be effective or are contraindicated [See *Use in Specific Populations (8.4)*].

### 5.4 Central and Peripheral Nervous System Effects

**Metronidazole:** Cases of encephalopathy and peripheral neuropathy (including optic neuropathy) have been reported with metronidazole: Encephalopathy has been reported in association with cerebellar toxicity characterized by ataxia, dizziness, and dysarthria. CNS lesions seen on MRI have been described in reports of encephalopathy. CNS symptoms are generally reversible within days to weeks upon discontinuation of metronidazole. CNS lesions seen on MRI have also been described as reversible; Peripheral neuropathy, mainly of sensory type has been reported and is characterized by numbness or paresthesia of an extremity.

Convulsive seizures have been reported in patients treated with metronidazole.

**Aseptic meningitis:** Cases of aseptic meningitis have been reported with metronidazole. Symptoms can occur within hours of dose administration and generally resolve after metronidazole therapy is discontinued.

**Tetracycline:** Cases of pseudotumor cerebri in adults have been associated with the use of tetracycline. The usual clinical manifestations are headache and blurred vision. While this condition and related symptoms usually resolve soon after discontinuation of the tetracycline, the possibility for permanent sequelae exists.

**Bismuth-containing products:** Cases of neurotoxicity associated with excessive doses of various bismuth-containing products have been reported. Effects have been reversible with discontinuation of

bismuth therapy.

The appearance of abnormal neurologic signs and symptoms demands the prompt evaluation of the benefit/risk ratio of the continuation of PYLERA therapy [See *Adverse Reactions (6.3)*]

### **5.5 Development of Superinfections**

Known or previously unrecognized candidiasis may present more prominent symptoms during therapy with metronidazole and requires treatment with an antifungal agent.

As with other antibiotics, use of tetracycline hydrochloride may result in overgrowth of nonsusceptible organisms, including fungi. If superinfection occurs, discontinue PYLERA and institute appropriate therapy

### **5.6 Photosensitivity**

Photosensitivity, manifested by an exaggerated sunburn reaction, has been observed in patients taking tetracycline [See *Adverse Reactions (6.3)*]. Patients apt to be exposed to direct sunlight or ultraviolet light should be advised that this reaction can occur with tetracycline drugs. Instruct patients taking PYLERA to avoid exposure to the sun or sun lamps. Discontinue treatment at the first evidence of skin erythema.

### **5.7 Darkening of the Tongue and/or Black Stool**

Bismuth subcitrate potassium may cause temporary and harmless darkening of the tongue and/or black stool, generally reversible within several days after treatment is stopped [See *Adverse Reactions (6.1)*]. Stool darkening should not be confused with melena.

### **5.8 Use in Patients with Blood Dyscrasias**

Metronidazole is a nitroimidazole, and should be used with care in patients with evidence or history of blood dyscrasia. A mild leukopenia has been observed during its administration; however, no persistent hematologic abnormalities attributable to metronidazole have been observed in clinical studies. Total and differential leukocyte counts are recommended before and after therapy [See *Adverse Reactions (6.3)*].

### **5.9 Laboratory Test Interactions**

Bismuth absorbs x-rays and may interfere with x-ray diagnostic procedures of the gastrointestinal tract.

Bismuth subcitrate potassium may cause a temporary and harmless darkening of the stool. However, this change does not interfere with standard tests for occult blood.

Metronidazole may interfere with certain types of determinations of serum chemistry values, such as aspartate aminotransferase (AST, SGOT), alanine aminotransferase (ALT, SGPT), lactate dehydrogenase (LDH), triglycerides, and hexokinase glucose. Values of zero may be observed. All of the assays in which interference has been reported involve enzymatic coupling of the assay to oxidation-reduction of nicotinamide (NAD<sup>+</sup> <=> NADH). Interference is due to the similarity in absorbance peaks of NADH (340 nm) and metronidazole (322 nm) at pH 7

### **5.10 Development of Drug Resistant Bacteria**

Prescribing PYLERA in the absence of a proven or strongly suspected bacterial infection or a prophylactic indication is unlikely to provide benefit to the patient and increases the risk of the development of drug-resistant bacteria.

## **6 ADVERSE REACTIONS**

## 6.1 Clinical Trials Experience

Because clinical trials are conducted under widely varying conditions, adverse reaction rates observed in the clinical trials of a drug cannot be directly compared to rates in the clinical trials of another drug and may not reflect the rates observed in practice.

The safety of PYLERA plus omeprazole (OBMT) to eradicate *Helicobacter pylori* was assessed in an open-label, randomized, active-controlled clinical trial conducted in North America. The duration of treatment was 10 days with 147 patients exposed to PYLERA plus omeprazole (OBMT) and 152 exposed to control, consisting of omeprazole, amoxicillin, and clarithromycin (OAC). The age of the population in the study ranged from 18 to 75 years, with 59% male patients and 59% Caucasian patients.

Adverse drug reactions were reported in 58% of patients in the OBMT group and 59% of patients in the OAC group. There were no adverse reactions leading to discontinuation of the study during the clinical trial.

Adverse reactions with an incidence of  $\geq 5\%$  in OBMT group include abnormal feces, diarrhea, nausea, and headache. Adverse drug reactions with an incidence of  $\geq 5\%$  in OAC group include diarrhea, dysgeusia, dyspepsia, nausea and headache.

**Table 2** lists adverse reactions with an incidence of  $\geq 1\%$ , in either groups (OBMT vs OAC) and in order of decreasing incidence for the OBMT group.

**Table 2: Adverse reactions with an incidence of  $\geq 1\%$  from North American trial, [n (%)]**

<b>Preferred Term</b>	<b>OBMT* (n = 147)</b>	<b>OAC† (n = 152)</b>
<b><u>Gastrointestinal disorders</u></b>		
Abnormal feces‡	23 (15.6%)	7 (4.6%)
Nausea	12 (8.2%)	14 (9.2%)
Diarrhea	10 (6.8%)	20 (13.2%)
Abdominal Pain	7 (4.8%)	2 (1.3%)
Dyspepsia	4 (2.7%)	10 (6.6%)
Constipation	2 (1.4%)	5 (3.3%)
Dry Mouth	2 (1.4%)	1 (0.7%)
Flatulence	0	4 (2.6%)
Glossitis	0	2 (1.3%)
<b><u>General disorders and administration site conditions</u></b>		
Asthenia	5 (3.4%)	2 (1.3%)
<b><u>Infections and infestations</u></b>		
Vaginal infection	4 (2.7%)	3 (2.0%)
<b><u>Nervous system disorders</u></b>		
Headache	8 (5.4%)	8 (5.3%)
Dysgeusia	6 (4.1%)	18 (11.8%)
Dizziness	4 (2.7%)	4 (2.6%)
<b><u>Investigations</u></b>		
Laboratory test abnormal	3 (2.0%)	4 (2.6%)
Alanine aminotransferase increased	2 (1.4%)	0
Aspartate aminotransferase increased	2 (1.4%)	0
<b><u>Renal and urinary disorders</u></b>		
Urine abnormality	2 (1.4%)	0
<b><u>Skin and subcutaneous tissue disorders</u></b>		
Rash Maculo-Papular	2 (1.4%)	0

Rash	1 (0.7%)	3 (2.0%)
Pruritus	0	4 (2.6%)
* OBMT = Omeprazole + PYLERA		
† OAC = Omeprazole + Amoxicillin + Clarithromycin;		
‡ Dark stools [See <i>Warnings and Precautions (5.7)</i> ].		

Adverse reactions with an incidence of <1% for OBMT group are: back pain, vomiting, tongue darkening [See *Warnings and Precautions (5.7)*], anxiety, gastritis, gastroenteritis, myalgia, chest pain, increased appetite, blood creatine phosphokinase increased, malaise, somnolence, tachycardia, duodenal ulcer, visual disturbance, weight increased.

## 6.2 Postmarketing Experience

Additionally, the following adverse reactions, presented by system organ class in alphabetical order, have been identified during post approval use of PYLERA. Because these reactions are reported voluntarily from a population of uncertain size, it is not always possible to reliably estimate their frequency or establish a causal relationship to drug exposure.

- *Gastrointestinal disorders*: abdominal distention, eructation, flatulence
- *General disorders and administration site conditions*: chest discomfort, fatigue.
- *Infections and infestations*: candidiasis.

## 6.3 Other Important Adverse Reactions from Labeling for the Individual Components of PYLERA

### Metronidazole

*Blood and Lymphatic system disorders*: reversible neutropenia, (leucopenia) in cases of prolonged treatment; rarely reversible thrombocytopenia however no persistent haematological abnormalities attributable to metronidazole have been observed [See *Warnings and Precautions (5.4)*].

*Cardiac disorders*: Flattening of the T-wave may be seen in electrocardiographic tracings.

*Gastrointestinal disorders*: Furry tongue, glossitis, stomatitis; these may be associated with a sudden overgrowth of candida which may occur during therapy [See *Warnings and Precautions (5.1)*].

*Immune system disorders*: Urticaria, erythematous rash, Stevens - Johnson syndrome, toxic epidermal necrolysis, flushing, nasal congestion, and fever [See *Contraindications (4.5)*].

*Metabolism and nutrition disorders*: Cases of pancreatitis have been reported, which abated on withdrawal of the drug, have been reported.

*Nervous system disorders*: The most serious adverse reactions reported in patients treated with metronidazole have been convulsive seizures, encephalopathy, aseptic meningitis, optic and peripheral neuropathy, the latter characterized mainly by numbness or paresthesia of an extremity. In addition, patients have reported syncope, vertigo, incoordination, ataxia, confusion, dysarthria, irritability, depression, weakness and insomnia [See *Warnings and Precautions (5.4)*].

### Tetracycline Hydrochloride

*Blood and lymphatic system disorders*: Hemolytic anemia, thrombocytopenia, thrombocytopenic purpura, neutropenia, and eosinophilia.

*Gastrointestinal disorders*: Rare instances of esophagitis and esophageal ulceration have been reported in patients taking the tetracycline-class antibiotics in capsule and tablet form. Most of the patients who experienced esophageal irritation took the medication immediately before going to bed. Permanent discoloration of teeth may be caused when tetracycline is used during tooth development. Enamel hypoplasia has also been reported [See *Warnings and Precautions (5.1)*].

*Nervous system disorders*: Pseudotumor cerebri (benign intracranial hypertension) in adults and bulging



fontanelles in infants. Tinnitus and myasthenic syndrome have been reported rarely.

*Renal and urinary disorders:* Rise in BUN has been reported and is possibly dose related [See *Contraindications (4.4)*].

*Skin and subcutaneous tissue disorders:* Exfoliative dermatitis and photosensitivity have been rarely reported [See *Warnings and Precautions (5.5)*].

## **7 DRUG INTERACTIONS**

### **7.1 Methoxyflurane**

Do not administer methoxyflurane to patients taking PYLERA. The concurrent use of tetracycline hydrochloride, a component of PYLERA, with methoxyflurane has been reported to result in fatal renal toxicity [See *Contraindications (4.1)*].

### **7.2 Disulfiram**

Psychotic reactions have been reported in alcoholic patients who are using metronidazole, a component of PYLERA and disulfiram concurrently. PYLERA should not be given to patients who have taken disulfiram within the last 2 weeks [See *Contraindications (4.2)*].

### **7.3 Alcohol**

Consumption of alcoholic beverages or administration of other products containing propylene glycol during treatment with PYLERA and for at least 3 days afterwards may cause a disulfiram-like reaction (abdominal cramps, nausea, vomiting, headaches, and flushing) due to the interaction between alcohol or propylene glycol and metronidazole, a component of PYLERA. Discontinue alcoholic beverage or other products containing propylene glycol during and for at least 3 days after therapy with PYLERA [See *Contraindications (4.3)*].

### **7.4 Oral Contraceptives**

Concurrent use of PYLERA with oral contraceptive may make oral contraceptives less effective due to an interaction with the tetracycline component of PYLERA. Breakthrough bleeding has been reported. Women of child-bearing potential should use a different or additional form of contraception while taking PYLERA.

### **7.5 Anticoagulants**

PYLERA may alter the anticoagulant effects of warfarin and other oral coumarin anticoagulants. Metronidazole has been reported to potentiate the anticoagulant effect of warfarin, and other oral coumarin anticoagulants, resulting in a prolongation of prothrombin time. Tetracycline has been shown to depress plasma prothrombin activity. Prothrombin time, International Normalized Ratio (INR), or other suitable anticoagulation tests should be closely monitored if PYLERA is administered concomitantly with warfarin. Patients should also be monitored for evidence of bleeding.

### **7.6 Lithium**

In patients stabilized on relatively high doses of lithium, short-term use of PYLERA may cause elevation of serum lithium concentrations and signs of lithium toxicity due to the interaction between metronidazole and lithium. Serum lithium and serum creatinine concentrations should be monitored several days after beginning treatment with PYLERA to detect any increase that may precede clinical symptoms of lithium toxicity.

### **7.7 Antacids, Multivitamins, or Dairy Products**

The absorption of PYLERA may be reduced if administered with antacids containing aluminium,

calcium, or magnesium; preparations containing iron, zinc, or sodium bicarbonate; or milk or dairy products due to the interaction between these products and tetracycline. These products should not be consumed concomitantly with PYLERA. However, the clinical significance of reduced tetracycline systemic exposure is unknown as the relative contribution of systemic versus local antimicrobial activity against *Helicobacter pylori* has not been established.

### **7.8 Penicillin**

Bacteriostatic drugs, such as the tetracycline class of antibiotics, may interfere with the bactericidal action of penicillin; therefore, penicillin should not be used concomitantly with PYLERA.

### **7.9 Inhibitors of CYP450 liver enzymes**

The simultaneous administration of PYLERA and drugs that inhibit microsomal liver enzymes, such as cimetidine, may result in a prolonged half-life and decreased plasma clearance of metronidazole.

### **7.10 Inducers of CYP450 liver enzymes**

The simultaneous administration of PYLERA and drugs that induce microsomal liver enzymes, such as phenytoin or phenobarbital, may accelerate the elimination of metronidazole, resulting in reduced plasma concentrations of metronidazole. Impaired clearance of phenytoin has also been reported in this situation. Monitor phenytoin concentrations during treatment with PYLERA.

## **8 USE IN SPECIFIC POPULATIONS**

### **8.1 Pregnancy**

#### **Pregnancy Category D [See *Warnings and Precautions (5.1)*]**

PYLERA contains bismuth subcitrate potassium, metronidazole, and tetracycline hydrochloride. There are no adequate and well-controlled studies of Pylera in pregnant women. However, tetracycline can cause fetal harm when administered to a pregnant woman. The use of tetracycline during the second and third trimester pregnancy can cause permanent discoloration of the teeth (yellow-gray brown) and possibly inhibit bone development. Administration of oral tetracycline to pregnant animals at various doses resulted in yellow fluorescence in teeth and bones. If PYLERA is used during pregnancy, or if the patient becomes pregnant while taking PYLERA, the patient should be apprised of the potential hazard to the fetus.

The available human and animal data are summarized below for each of PYLERA's active ingredients:

#### Tetracycline

Published case reports have described the yellowing of bones and teeth in human infants exposed to tetracycline during the second and third trimester of pregnancy. The yellowing is caused by the direct deposition of tetracycline during the mineralization process. The discoloration is more common during long-term use of the drug but has also been observed following repeated short-term courses. All tetracyclines form a stable calcium complex in any bone forming tissue. A decrease in fibula growth rate was observed in premature infants given oral tetracycline in doses of 25 mg/kg every six hours. The effect resolved when the drug was discontinued. One long-term follow-up study in children exposed to tetracycline in-utero showed no adverse effects on bone growth and development.

Tetracycline administered during pregnancy at high doses (> 2 g IV) was associated with rare but serious cases of maternal hepatotoxicity. This syndrome may result in stillborn or premature birth due to maternal pathology [See *Warnings and Precautions (5.2)*]

Results of animal studies indicate that tetracycline crosses the placenta, is found in fetal tissues, and can have toxic effects on the developing fetus (often related to reversible retardation of skeletal development). Evidence of embryotoxicity has also been noted in animals treated early in pregnancy.

Multiple studies of limited design were conducted with pregnant and lactating female rats that resulted in fetuses and neonates with yellow discoloration of bones and teeth.

### Metronidazole

There are published data from case-control studies, cohort studies, and 2 meta-analyses that include more than 5000 pregnant women who used metronidazole during pregnancy. Many studies included first trimester exposures. One study showed an increased risk of cleft lip, with or without cleft palate, in infants exposed to metronidazole in-utero; however, these findings were not confirmed. In addition, more than ten randomized, placebo-controlled clinical trials enrolled more than 5000 pregnant women to assess the use of antibiotic treatment (including metronidazole) for bacterial vaginosis on the incidence of preterm delivery. Most studies did not show an increased risk for congenital anomalies or other adverse fetal outcomes following metronidazole exposure during pregnancy. These studies conducted to assess the risk of infant cancer following metronidazole exposure during pregnancy did not show an increased risk; however, the ability of these studies to detect such a signal was limited.

Metronidazole crosses the placental barrier and its effects on the human fetal organogenesis are not known. No fetotoxicity was observed when metronidazole was administered orally to pregnant mice at 10 mg/kg/day, approximately 5 percent of the indicated human dose (1500 mg/day) based on body surface area; however in a single small study where the drug was administered intraperitoneally, some intrauterine deaths were observed. The relationship of these findings to the drug is unknown.

### Bismuth subcitrate potassium

Animal reproductive studies have not been conducted with bismuth subcitrate potassium. It is also not known whether bismuth subcitrate potassium can cause fetal harm when administered to a pregnant woman or can affect reproduction capacity.

## **8.3 Nursing Mothers**

PYLERA contains bismuth subcitrate potassium, metronidazole, and tetracycline hydrochloride. Metronidazole is present in human milk at concentrations similar to maternal serum levels, and infant serum levels can be close to or comparable to infant therapeutic levels. Because of the potential for tumorigenicity shown for metronidazole in animal studies, a decision should be made whether to discontinue nursing or to discontinue metronidazole, taking into account the importance of the therapy to the mother. Alternatively, a nursing mother may choose to pump and discard human milk for the duration of PYLERA therapy, and for 24 hours after therapy ends and feed her infant stored human milk or formula.

Tetracycline is present in human milk at concentrations similar to maternal serum levels; however, it binds with calcium in human milk. Data indicate that oral absorption of tetracycline in infants is low due to the calcium binding in human milk. It is not known whether bismuth subcitrate potassium is excreted in human milk.

## **8.4 Pediatric Use**

Safety and effectiveness of PYLERA in pediatric patients infected with *Helicobacter pylori* have not been established.

Tetracycline use in children may cause permanent discoloration of the teeth. Enamel hypoplasia has also been reported. PYLERA should not be used in children up to 8 years of age [See *Warnings and Precautions (5.3)*].

## **8.5 Geriatric Use**

Of the 324 patients who received PYLERA in clinical studies, 40 were  $\geq 65$  years old. Clinical studies of PYLERA did not include sufficient numbers of patients aged 65 and over to determine whether they respond differently than younger patients. Other reported clinical experience has not identified differences in responses between the elderly and younger patients. In general, elderly patients may have

a greater frequency of decreased hepatic, renal, or cardiac function, and concomitant diseases or other drug therapies. Bismuth subcitrate potassium, a component of PYLERA, is known to be substantially excreted by the kidney, and the risk of adverse reactions may be greater in patients with impaired renal function. Because elderly patients are more likely to have decreased renal function, additional monitoring may be required [See *Contraindications (4.4)*].

## 8.6 Renal Impairment

The antianabolic action of the tetracyclines may cause an increase in blood urea nitrogen (BUN). While this is not a problem in those with normal renal function, in patients with severe renal impairment, higher serum concentrations of tetracycline may lead to azotemia, hyperphosphatemia, and acidosis [See *Contraindications (4.4)*]

## 8.7 Hepatic Impairment

Patients with severe hepatic disease metabolize metronidazole slowly, with resultant accumulation of metronidazole and its metabolites in plasma. Use PYLERA with caution in patients with hepatic impairment.

## 10 OVERDOSAGE

In case of an overdose, patients should contact a physician, poison control center, or emergency room. There is neither a pharmacological basis nor data suggesting an increased toxicity of the combination compared to individual components.

## 11 DESCRIPTION

PYLERA capsules are a combination antimicrobial product containing bismuth subcitrate potassium, metronidazole, and tetracycline hydrochloride for oral administration. Each size 0 elongated capsule contains:

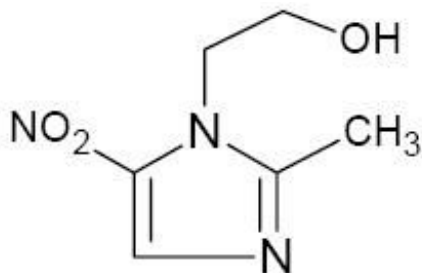
- bismuth subcitrate potassium, 140 mg
- metronidazole, 125 mg
- smaller capsule (size 3) containing tetracycline hydrochloride, 125 mg

Tetracycline hydrochloride is encapsulated within a smaller capsule to create a barrier to avoid contact with bismuth subcitrate potassium.

Each PYLERA capsule contains the following inactive ingredients: Magnesium Stearate NF, Lactose Monohydrate NF, Talc USP, Gelatin USP, and Titanium Dioxide NF. Printed in red ink.

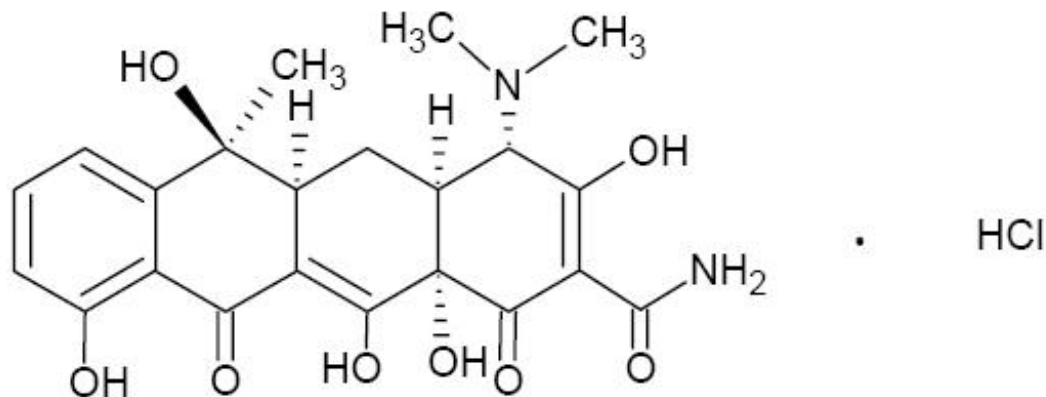
Bismuth subcitrate potassium is a white or almost white powder. It is a soluble, complex bismuth salt of citric acid. The schematized empirical molecular formula of bismuth subcitrate potassium is  $\text{Bi}(\text{Citrate})_2\text{K}_5 \cdot 3 \text{H}_2\text{O}$ . The equivalent theoretical molecular formula is  $\text{BiC}_{12}\text{H}_{14}\text{K}_5\text{O}_{17}$ . The molecular mass of the theoretical molecular formula of a single unit of bismuth subcitrate potassium is 834.71.

Metronidazole is a white to pale yellow crystalline powder. Metronidazole is 2-methyl-5-nitroimidazole-1-ethanol, with a molecular formula of  $\text{C}_6\text{H}_9\text{N}_3\text{O}_3$  and the following structural formula:



Molecular weight: 171.2

Tetracycline hydrochloride is a yellow, odorless, crystalline powder. Tetracycline hydrochloride is stable in air, but exposure to strong sunlight causes it to darken. Tetracycline hydrochloride is (4S,4aS,5aS,6S,12aS)-4-(dimethylamino)-1,4,4a,5,5a,6,11,12a-octahydro-3,6,10,12,12a-penta-hydroxy-6-methyl-1,11-dioxo-2-naphthacene-carboxamide hydrochloride, with a molecular formula of  $C_{22}H_{24}N_2O_8 \cdot HCl$  and the following structural formula:



Molecular weight: 480.90

## 12 CLINICAL PHARMACOLOGY

### 12.1 Mechanism of Action

PYLERA, a combination of bismuth subcitrate potassium, metronidazole and tetracycline hydrochloride is an antibacterial agent [See *Clinical Pharmacology (12.4)*].

### 12.3 Pharmacokinetics

The pharmacokinetics of the individual components of PYLERA, bismuth subcitrate potassium, metronidazole, tetracycline hydrochloride, are summarized below. In addition, two studies on PYLERA were conducted to determine the effect of co-administration on the pharmacokinetics of the components.

#### Bismuth Subcitrate Potassium (Bismuth)

##### *Absorption and Distribution*

Orally absorbed bismuth is distributed throughout the entire body. Bismuth is highly bound to plasma proteins (>90%).

##### *Metabolism and Excretion*

The elimination half-life of bismuth is approximately 5 days in both blood and urine. Elimination of bismuth is primarily through urinary and biliary routes. The rate of renal elimination appears to reach steady state 2 weeks after treatment discontinuation with similar rates of elimination at 6 weeks after discontinuation. The average urinary elimination of bismuth is 2.6% per day in the first two weeks after discontinuation (urine drug concentrations 24 to 250 mcg/mL) suggesting tissue accumulation and slow elimination.

### Metronidazole

#### *Absorption and Distribution*

Following oral administration, metronidazole is well absorbed, with peak plasma concentrations occurring between 1 and 2 hours after administration. Plasma concentrations of metronidazole are proportional to the administered dose, with oral administration of 500 mg producing a peak plasma concentration of 12 mcg/mL.

Metronidazole appears in the plasma mainly as unchanged compound with lesser quantities of the 2-hydroxymethyl metabolite also present. Less than 20% of the circulating metronidazole is bound to plasma proteins. Metronidazole also appears in cerebrospinal fluid, saliva, and breast milk in concentration similar to those found in plasma.

#### *Metabolism and Excretion*

The average elimination half-life of metronidazole in normal volunteers is 8 hours. The major route of elimination of metronidazole and its metabolites is via the urine (60% to 80% of the dose), with fecal excretion accounting for 6% to 15% of the dose. The metabolites that appear in the urine result primarily from side-chain oxidation [1-( $\beta$ -hydroxyethyl) 2-hydroxymethyl-5-nitroimidazole and 2-methyl-5-nitroimidazole-1-yl-acetic acid] and glucuronide conjugation, with unchanged metronidazole accounting for approximately 20% of the total. Renal clearance of metronidazole is approximately 10 mL/min/1.73m<sup>2</sup>.

Decreased renal function does not alter the single dose pharmacokinetics of metronidazole. In patients with decreased liver function, plasma clearance of metronidazole is decreased.

### Tetracycline Hydrochloride

#### *Absorption, Distribution, Metabolism and Excretion*

Tetracycline hydrochloride is absorbed (60%-90%) in the stomach and upper small intestine. The presence of food, milk or cations may significantly decrease the extent of absorption. In the plasma, tetracycline is bound to plasma proteins in varying degrees. It is concentrated by the liver in the bile and excreted in the urine and feces at high concentrations in biologically active form.

Tetracycline hydrochloride is distributed into most body tissues and fluids. It is distributed into the bile and undergoes varying degrees of enterohepatic recirculation. Tetracycline hydrochloride tends to localize in tumors, necrotic or ischemic tissue, liver and spleen and form tetracycline-calcium orthophosphate complexes at sites of new bone formation or tooth development. Tetracycline readily crosses the placenta and is excreted in high amounts in breast milk.

### PYLERA Capsules

A comparative bioavailability study of metronidazole (375 mg), tetracycline hydrochloride (375 mg) and bismuth subcitrate potassium (420 mg, equivalent to 120 mg Bi<sub>2</sub>O<sub>3</sub>) administered as PYLERA or as 3 separate capsule formulations administered simultaneously was conducted in healthy male volunteers. The pharmacokinetic parameters for the individual drugs, when administered as separate capsule formulations or as PYLERA, are similar as shown in **Table 3**.

**Table 3: Mean (% CV) Pharmacokinetic Parameters for Metronidazole, Tetracycline hydrochloride, and Bismuth Subcitrate Potassium in Healthy Volunteers (N=18)**

---

		$C_{max}$ (ng/mL) (%C.V.*)	$AUC_T$ (ng · h/mL) (%C.V.*)	$AUC_{\infty}$ (ng · h/mL) (%C.V.*)
<b>Metronidazole</b>	Metronidazole Capsule	9044 (20)	80289 (15)	81849 (16)
	PYLERA <sup>†</sup>	8666.3 (22)	83018 (17)	84413 (17)
<b>Tetracycline</b>	Tetracycline Capsules	748.0 (40)	9544 (55)	9864 (53)
	PYLERA <sup>†</sup>	774 (47)	9674 (50)	9987 (49)
<b>Bismuth</b>	Bismuth Capsule	22 (123)	47 (129)	65.4 (113)
	PYLERA <sup>†</sup>	17 (202)	43 (191)	57 (178)

\* C.V. – Coefficient Variation  
<sup>†</sup> PYLERA given as a single dose of 3 capsules

### Effect of Bismuth on the Bioavailability of Tetracycline Hydrochloride

There is an anticipated reduction in tetracycline hydrochloride systemic absorption due to an interaction with bismuth. The effect of a reduced tetracycline hydrochloride systemic exposure, due to an interaction with bismuth, on the clinical efficacy of PYLERA is not thought to be clinically meaningful as the contribution of systemic, as compared to local, antimicrobial activity against *Helicobacter pylori* has not been established.

### Effect of Food on the Bioavailability of PYLERA

The pharmacokinetic parameters for metronidazole, tetracycline hydrochloride and bismuth were also determined when PYLERA was administered under fasting and fed conditions, as shown in **Table 4**. Food reduced the systemic absorption of all three PYLERA components, with AUC values for metronidazole, tetracycline hydrochloride and bismuth being reduced by 6%, 34% and 60%, respectively. Reduction in the absorption of all three PYLERA components in the presence of food is not considered to be clinically significant. PYLERA should be given after meals and at bedtime, in combination with omeprazole twice a day.

**Table 4: Mean PYLERA Pharmacokinetic Parameters in Fasted and Fed States (N=18)\***

	FED			FASTED		
	metronidazole	tetracycline	bismuth	metronidazole	tetracycline	bismuth
$C_{max}$ (ng/mL)(%C.V.)	6835.0 (13)	515.8 (36)	1.7 (61)	8666.3 (22)	773.8 (47)	16.7 (202)
$T_{max}$ (hours) <sup>†</sup> (range)	3.0 (1.3 – 4.0)	4.0 (2.5 – 5.0)	3.5 (0.8 – 6.0)	0.75 (0.5 - 3.5)	3.3 (1.3 – 5.0)	0.6 (0.5 – 1.7)
$AUC_{\infty}$ (ng · h/mL)(%C.V.)	79225.6 (18)	5840.1 (312)	18.4 (116)	84413.6 (17)	9986.7 (49)	56.5 (178)

\* PYLERA given as a single dose of 3 capsules  
<sup>†</sup>  $T_{max}$  is expressed as median (range)

### Effect of Omeprazole on the Bioavailability of Bismuth

The effect of omeprazole on bismuth absorption was assessed in 34 healthy volunteers given PYLERA (four times daily) with or without omeprazole (20 mg twice daily) for 6 days. In the presence of omeprazole, the extent of absorption of bismuth from PYLERA was significantly increased, compared to when no omeprazole was given (**Table 5**). Concentration-dependent neurotoxicity is associated with long-term use of bismuth and not likely to occur with short-term administration or at steady state concentrations below 50 ng/mL. One subject transiently achieved a maximum bismuth concentration

(C<sub>max</sub>) higher than 50 ng/mL (73 ng/mL) following multiple dosing of PYLERA with omeprazole. The patient did not exhibit symptoms of neurotoxicity during the study. There is no clinical evidence to suggest that short-term exposure to bismuth C<sub>max</sub> concentrations above 50 ng/mL is associated with neurotoxicity.

**Table 5: Mean Bismuth Pharmacokinetic Parameters following PYLERA Administration\* With and Without Omeprazole (N=34)**

Parameter	Without omeprazole		With omeprazole	
	Mean	% C.V.†	Mean	% C.V.†
C <sub>max</sub> (ng/mL)	8.1	84	25.5	69
AUC <sub>T</sub> (ng · h/mL)	48.5	28	140.9	42

\* PYLERA given as 3 capsules four times daily for 6 days with or without 20 mg omeprazole twice daily  
† C.V. – Coefficient Variation

## 12.4 Microbiology

### Mechanism of Action

PYLERA, a combination of bismuth subcitrate potassium, metronidazole and tetracycline hydrochloride has antibacterial activity. Metronidazole is metabolized through reductive pathways into reactive intermediates that have cytotoxic action. Tetracycline hydrochloride interacts with the 30S subunit of the bacterial ribosome and inhibits protein synthesis. The antibacterial action of bismuth salts is not well understood.

### Activity in vitro and in vivo

PYLERA plus omeprazole therapy has been shown to be active against most strains of *Helicobacter pylori* both *in vitro* and in clinical infections. [See *Clinical Studies (14)*].

### Susceptibility Test Methods

#### *Dilution techniques:*

Susceptibility testing of *Helicobacter pylori* isolates was performed for metronidazole using agar dilution methodology according to CLSI<sup>1</sup> guidelines [See *References (15)*], and minimum inhibitory concentrations (MICs) were determined.

Susceptibility testing of *Helicobacter pylori* for metronidazole has not been standardized. No interpretive criteria have been established for testing metronidazole against *H. pylori*.

The clinical significance of metronidazole MIC values against *H. pylori* is unknown. In the North American study, pre-treatment metronidazole MIC values showed no correlation with clinical outcome in patients treated with PYLERA and omeprazole therapy.

## 13 NONCLINICAL TOXICOLOGY

### 13.1 Carcinogenesis, Mutagenesis, Impairment of Fertility

No long-term studies have been performed to evaluate the effect of PYLERA on carcinogenesis, mutagenesis, or impairment of fertility.

#### Bismuth Subcitrate Potassium

No carcinogenicity or reproductive toxicity studies have been conducted with bismuth subcitrate potassium. Bismuth subsalicylate did not show mutagenic potential in the NTP *Salmonella* plate assay.



## Metronidazole

Metronidazole has shown evidence of carcinogenic activity in a number of studies involving chronic, oral administration in mice and rats. Prominent among the effects in the mouse was an increased incidence of pulmonary tumorigenesis. This has been observed in all six reported studies in that species, including one study in which the animals were dosed on an intermittent schedule (administration during every fourth week only). At the highest dose levels, (approximately 500 mg/kg/day, which is approximately 1.6 times the indicated human dose for a 60 kg adult based on body surface area), there was a statistically significant increase in the incidence of malignant liver tumors in male mice. Also, the published results of one of the mouse studies indicate an increase in the incidence of malignant lymphomas as well as pulmonary neoplasms associated with lifetime feeding of the drug. All these effects are statistically significant. Long-term, oral-dosing studies in the rat showed statistically significant increases in the incidence of various neoplasms, particularly in mammary and hepatic tumors, among female rats administered metronidazole over those noted in the concurrent female control groups. Two lifetime tumorigenicity studies in hamsters have been performed and reported to be negative. Although metronidazole has shown mutagenic activity in a number of *in vitro* assay systems, studies in mammals (*in vivo*) have failed to demonstrate a potential for genetic damage.

Fertility studies have been conducted with male rats and mice with divergent results. Metronidazole, at doses up to 400 mg/kg/day (approximately 3 times the indicated human dose based on mg/m<sup>2</sup>) for 28 days, failed to produce any adverse effects on fertility and testicular function in male rats. In another study where rats were treated with up to 400 mg/kg/day for 8 weeks, there was severe degeneration of the seminiferous epithelium in the testes which was associated with a marked decrease in testicular spermatid counts and epididymal sperm counts and a marked decrease in fecundity. These effects were partially reversible.

Fertility studies were performed in male mice at doses up to six times the maximum human dose based upon mg/m<sup>2</sup> and have revealed no evidence of impaired fertility. Another fertility study was performed in male mice at oral doses of 500 mg/kg/day (approximately 2 times the indicated human dose based on mg/m<sup>2</sup> for 14 days. Metronidazole significantly decreased testes and epididymides weight, decreased sperm viability, and increased the incidence of abnormal sperm. The viability of sperm was normal by 2 months after the start of the treatment.

## Tetracycline hydrochloride

There has been no evidence of carcinogenicity for tetracycline hydrochloride in studies conducted with rats and mice. Some related antibiotics (oxytetracycline, minocycline) have shown evidence of oncogenic activity in rats.

There was evidence of mutagenicity by tetracycline hydrochloride in two *in vitro* mammalian cell assay systems (L51784y mouse lymphoma and Chinese hamster lung cells).

Tetracycline hydrochloride had no effect on fertility when administered in the diet to male and female rats at a daily intake of 25 times the human dose.

## **14 CLINICAL STUDIES**

### **14.1 Eradication of *Helicobacter pylori* in Patients with Active Duodenal Ulcer or History of Duodenal Ulcer Disease**

An open-label, parallel group, active-controlled, multicenter study in *Helicobacter pylori* positive patients with current duodenal ulcer or a history of duodenal ulcer disease was conducted in the United States and Canada (the North American Study).

Patients were randomized to one of the following 10-day treatment regimens:

- Three (3) PYLERA capsules four times daily, after meals and at bedtime plus 20 mg omeprazole twice a day after the morning and evening meals (OBMT).
- Clarithromycin 500 mg plus 1000 mg amoxicillin plus 20 mg omeprazole twice a day before the morning and evening meals (OAC).

*H. pylori* eradication rates, defined as two negative <sup>13</sup>C-urea breath tests performed at 4 and 8 weeks post-therapy are shown in **Table 6** for OBMT and OAC. The eradication rates for both groups were found to be similar using either the Per Protocol (PP) or Modified Intent-to-Treat (MITT) populations.

**Table 6: Helicobacter pylori Eradication at 8 Weeks after 10 Day Treatment Regimen Percent (%) of Patients Cured [95% Confidence Interval] (Number of Patients)**

	Treatment Group		Difference
	OBMT*	OAC†‡	
Per Protocol§	92.5% [87.8, 97.2] (n=120)	85.7% [76.9, 91.8] (n=126)	6.8 [-0.9, 14.5]
Modified Intent-to-Treat¶	87.7% [82.2, 93.2] (n=138)	83.2% [77.0, 89.5] (n=137)	4.5 [-3.9, 12.8]

\* **OBMT:** Omeprazole + PYLERA (bismuth subcitrate potassium / metronidazole / tetracycline hydrochloride)  
† **OAC:** Omeprazole + Amoxicillin + Clarithromycin  
‡ Results for OAC treatment represent all isolates regardless of clarithromycin susceptibility. Eradication rates for clarithromycin susceptible organisms, as defined by an MIC ≤ 0.25 µg/mL, were 94.6% and 92.1% for the PP and MITT analysis, respectively. Eradication rates for clarithromycin non-susceptible organisms, as defined by an MIC ≥ 0.5 µg/mL, were 23.1% and 21.4% for the PP and MITT analysis, respectively.  
§ Patients were included in the PP analysis if they had *H. pylori* infection documented at baseline, defined as a positive <sup>13</sup>C-UBT plus histology or culture, had at least one endoscopically verified duodenal ulcer ≥ 0.3 cm at baseline or had a documented history of duodenal ulcer disease, and were not protocol violators. Additionally, if patients dropped out of the study due to an adverse event related to the study drug, they were included in the evaluable analysis as failures of therapy.  
¶ Patients were included in the MITT analysis if they had documented *H. pylori* infection at baseline as defined above, and had at least one documented duodenal ulcer at baseline or had a documented history of duodenal ulcer disease, and took at least one dose of study medication. All dropouts were included as failures of therapy.

## 15 REFERENCES

1. Clinical and Laboratory Standards Institute. *Methods for Dilution Antimicrobial Susceptibility Tests for Bacteria that Grow Aerobically*; Approved Standard - - Eight edition. Clinical and Laboratory standards Institute document M7-A8, Vol. 29, No. 2, CLSI, Wayne, PA, January 2009.

## 16 HOW SUPPLIED/STORAGE AND HANDLING

PYLERA is supplied as a white opaque capsule containing 140 mg bismuth subcitrate potassium, 125 mg metronidazole, and 125 mg tetracycline hydrochloride, with the Axcan Pharma logo printed on the body and “BMT” printed on the cap. PYLERA is supplied in:

---

Bottles of    NDC 54868-  
120            6151-0

---

## Storage

Store at controlled room temperature [68° to 77°F or 20° to 25°C]

Relabeling of "Additional Barcode" label by:

Physicians Total Care, Inc.

Tulsa, OK 74146

## **17 PATIENT COUNSELING INFORMATION**

### **17.1 Pregnant Women**

Advise pregnant women that PYLERA capsules can cause fetal harm due to the tetracycline it contains. Tetracycline use during the second and third trimesters of pregnancy can cause permanent discoloration of the teeth (yellow-gray brown) and may inhibit bone development [See *Warnings and Precautions (5.1)*] and [See *Use in Specific Populations (8.3)*].

### **17.2 Human Milk Feeding**

Advise women to avoid feeding their infants with their milk during PYLERA treatment. Women should either discontinue feeding or pump and discard their milk during treatment and for 24 hours after the last dose [See *Use in Specific Populations (8.3)*].

### **17.3 Hypersensitivity**

Inform patients that PYLERA may cause allergic reactions and to discontinue PYLERA at the first sign of urticaria, erythematous rash, flushing, and fever or other symptoms of an allergic reaction [See *Contraindications (4.4)*].

### **17.4 Central Nervous System Effects**

Inform patients of the risk of central and peripheral nervous system effects with PYLERA and to discontinue PYLERA and report immediately to their health-care provider if any neurologic symptoms occur [See *Warnings and Precautions (5.4)*].

### **17.5 Photosensitivity**

Avoid exposure to sun or sun lamps while taking PYLERA [See *Warnings and Precautions (5.6)*].

### **17.6 Drug Interactions**

Advise patients to report to their health-care provider the use of any other medications while taking PYLERA. The administration of any of the following drugs with PYLERA may result in clinically significant adverse reactions or insufficient drug efficacies [See *Contraindications (4)* ;*Drug Interactions (7)*] :

- Methoxyflurane
- Disulfiram
- Alcoholic Beverages, or Products Containing Propylene Glycol
- Oral Contraceptives
- Anticoagulants
- Lithium
- Antacids, Multivitamins, or Dairy Products

### 17.7 Darkening of the Tongue and/or Stool

Inform patients that PYLERA may cause temporary and harmless darkening of the tongue and/or black stool generally reversible within several days after treatment is stopped. Stool darkening should not be confused with melena (blood in the stool) [See *Warnings and Precautions (5.7)*].

### 17.8 Dosing Information

Inform patients that each dose of PYLERA includes 3 capsules. Each dose of all 3 capsules should be taken 4 times a day, after meals and at bedtime for 10 days. One omeprazole 20 mg capsule should be taken twice a day with PYLERA after the morning and evening meal for 10 days.

Missed doses can be made up by continuing the normal dosing schedule until the medication is gone. They should not take double doses. If more than 4 doses are missed, contact their health-care provider [See *Dosage and Administration (2)*].

### 17.9 Administration with Fluids

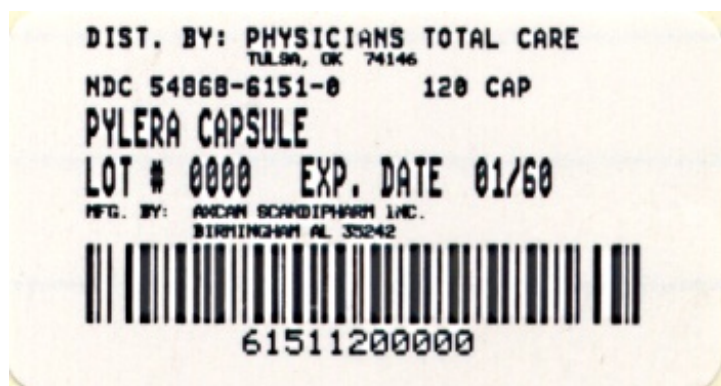
Instruct patients to swallow the PYLERA capsules whole with a full glass of water (8 ounces). Ingestion of adequate amounts of fluid, particularly with the bedtime dose, is recommended to reduce the risk of esophageal irritation and ulceration by tetracycline hydrochloride [See *Dosage and Administration (2)*].

### 17.10 Antibacterial Resistance

Patients should be counseled that antibacterial drugs including PYLERA should only be used to treat bacterial infections. They do not treat viral infections (e.g., the common cold). When PYLERA is prescribed to treat a bacterial infection, patients should be told that although it is common to feel better early in the course of therapy, the medication should be taken exactly as directed. Skipping doses or not completing the full course of therapy may (1) decrease the effectiveness of the immediate treatment and (2) increase the likelihood that bacteria will develop resistance and will not be treatable by PYLERA or other antibacterial drugs in the future.

### Principal Display Panel

Pylera



### PYLERA

bismuth subcitrate potassium, metronidazole, tetracycline hydrochloride (140 mg/125 mg/125 mg) capsule

### Product Information

<b>Product Type</b>	HUMAN PRESCRIPTION DRUG	<b>Item Code (Source)</b>	NDC:54868-6151(NDC:58914-600-21)	
<b>Route of Administration</b>	ORAL			
<b>Active Ingredient/Active Moiety</b>				
<b>Ingredient Name</b>		<b>Basis of Strength</b>	<b>Strength</b>	
Bismuth subcitrate potassium (UNII: R3O80H60KX) (BISMUTH - UNII:U015TT5J8H)		Bismuth subcitrate potassium	140 mg	
Metronidazole (UNII: 140QMO216E) (Metronidazole - UNII:140QMO216E)		Metronidazole	125 mg	
Tetracycline hydrochloride (UNII: P6R62377KV) (Tetracycline - UNII:F8VB5M810T)		Tetracycline hydrochloride	125 mg	
<b>Inactive Ingredients</b>				
<b>Ingredient Name</b>			<b>Strength</b>	
MAGNESIUM STEARATE (UNII: 70097M6I30)				
LACTOSE MONOHYDRATE (UNII: EWQ57Q8I5X)				
TALC (UNII: 7SEV7J4R1U)				
GELATIN (UNII: 2G86QN327L)				
TITANIUM DIOXIDE (UNII: 15FIX9V2JP)				
<b>Product Characteristics</b>				
<b>Color</b>	white (Opaque white)	<b>Score</b>	no score	
<b>Shape</b>	CAPSULE	<b>Size</b>	22mm	
<b>Flavor</b>		<b>Imprint Code</b>	AxcanPharma;BMT	
<b>Contains</b>				
<b>Packaging</b>				
<b>#</b>	<b>Item Code</b>	<b>Package Description</b>	<b>Marketing Start Date</b>	<b>Marketing End Date</b>
1	NDC:54868-6151-0	1 in 1 BOX		
1		120 in 1 BOTTLE		
<b>Marketing Information</b>				
<b>Marketing Category</b>	<b>Application Number or Monograph Citation</b>	<b>Marketing Start Date</b>	<b>Marketing End Date</b>	
NDA	NDA050786	08/18/2010		

**Labeler** - Physicians Total Care, Inc. (194123980)

### Establishment

Name	Address	ID/FEI	Business Operations
Physicians Total Care, Inc.		194123980	relabel