

RAPIVAB- peramivir solution

Seqirus USA Inc.

HIGHLIGHTS OF PRESCRIBING INFORMATION

These highlights do not include all the information needed to use RAPIVAB safely and effectively. See full prescribing information for RAPIVAB.

RAPIVAB® (peramivir injection), for intravenous use
Initial U.S. Approval: [2014]

----- RECENT MAJOR CHANGES -----

Indications and Usage (1)	09/2017
Dosage and Administration	
Acute Uncomplicated Influenza (2.1)	09/2017
Renal Impairment (2.2)	09/2017
Warnings and Precautions (5.2)	04/2018

----- INDICATIONS AND USAGE -----

RAPIVAB is an influenza virus neuraminidase inhibitor indicated for the treatment of acute uncomplicated influenza in patients 2 years and older who have been symptomatic for no more than two days. (1)

Limitations of Use:

- Efficacy based on clinical trials in which the predominant influenza virus type was influenza A; a limited number of subjects infected with influenza B virus were enrolled. (1)
- Consider available information on influenza drug susceptibility patterns and treatment effects when deciding whether to use. (1)
- Efficacy could not be established in patients with serious influenza requiring hospitalization. (1)

----- DOSAGE AND ADMINISTRATION -----

- Administer RAPIVAB as a single dose within 2 days of onset of influenza symptoms (2.1)
- Administer RAPIVAB by intravenous infusion for a minimum of 15 minutes (2.1)

Recommended Usual Dose	Single Dose
Adults and adolescents (13 years and older)	600 mg
Pediatric patients (2 to 12 years of age)	12 mg/kg (up to 600 mg)

Recommended Dose Adjustments in Patients with Altered Creatinine Clearance	Creatinine Clearance (mL/min)		
	≥ 50	30-49	10-29
Adults and adolescents (13 years and older)	600 mg	200 mg	100 mg
Pediatric patients * (2 to 12 years of age)	12 mg/kg	4 mg/kg	2 mg/kg

* Up to maximum dose of 600 mg

- Hemodialysis: Administer after dialysis (2.2)
- RAPIVAB must be diluted prior to administration (2.3)
- See the Full Prescribing Information for drug compatibility information (2.4)

----- DOSAGE FORMS AND STRENGTHS -----

Injection: 200 mg in 20 mL (10 mg/mL) in a single-use vial (3)

----- CONTRAINDICATIONS -----

Patients with known serious hypersensitivity or anaphylaxis to peramivir or any component of RAPIVAB (4)

----- WARNINGS AND PRECAUTIONS -----

- Cases of anaphylaxis and serious skin/hypersensitivity reactions such as Stevens-Johnson syndrome and erythema multiforme have occurred with RAPIVAB. Discontinue RAPIVAB and initiate appropriate treatment if anaphylaxis or serious skin reaction occurs or is suspected. (5.1)
- Neuropsychiatric events: Patients with influenza may be at an increased risk of hallucinations, delirium and abnormal

behavior early in their illness. Monitor for signs of abnormal behavior. (5.2)

----- **ADVERSE REACTIONS** -----

Most common adverse reaction (incidence >2%) is diarrhea (6)

To report SUSPECTED ADVERSE REACTIONS, contact BioCryst Pharmaceuticals, Inc. at 1-844-273-2327 or FDA at 1-800-FDA-1088 or www.fda.gov/medwatch

----- **DRUG INTERACTIONS** -----

Live attenuated influenza vaccine (LAIV), intranasal: Avoid use of LAIV within 2 weeks before or 48 hours after administration of RAPIVAB, unless medically indicated (7.1)

See 17 for PATIENT COUNSELING INFORMATION.

Revised: 9/2018

FULL PRESCRIBING INFORMATION: CONTENTS*

1 INDICATIONS AND USAGE

2 DOSAGE AND ADMINISTRATION

- 2.1 Dosage in Acute Uncomplicated Influenza
- 2.2 Dosing in Patients with Renal Impairment
- 2.3 Preparation of RAPIVAB for Intravenous Infusion
- 2.4 Drug Compatibility

3 DOSAGE FORMS AND STRENGTHS

4 CONTRAINDICATIONS

5 WARNINGS AND PRECAUTIONS

- 5.1 Serious Skin/Hypersensitivity Reactions
- 5.2 Neuropsychiatric Events
- 5.3 Risk of Bacterial Infections

6 ADVERSE REACTIONS

- 6.1 Clinical Trials Experience
- 6.2 Postmarketing Experience

7 DRUG INTERACTIONS

- 7.1 Influenza Vaccines

8 USE IN SPECIFIC POPULATIONS

- 8.1 Pregnancy
- 8.2 Lactation
- 8.4 Pediatric Use
- 8.5 Geriatric Use
- 8.6 Patients with Impaired Renal Function
- 8.7 Patients with Serious Influenza Requiring Hospitalization

10 OVERDOSAGE

11 DESCRIPTION

12 CLINICAL PHARMACOLOGY

- 12.1 Mechanism of Action
- 12.2 Cardiac Electrophysiology
- 12.3 Pharmacokinetics
- 12.4 Microbiology

13 NONCLINICAL TOXICOLOGY

- 13.1 Carcinogenesis, Mutagenesis, Impairment of Fertility
- 13.2 Animal Toxicology and/or Pharmacology

14 CLINICAL STUDIES

- 14.1 Acute Uncomplicated Influenza in Adults
- 14.2 Acute Uncomplicated Influenza in Pediatric Subjects
- 14.3 Serious Influenza Requiring Hospitalization

16 HOW SUPPLIED/STORAGE AND HANDLING

17 PATIENT COUNSELING INFORMATION

* Sections or subsections omitted from the full prescribing information are not listed.

FULL PRESCRIBING INFORMATION

1 INDICATIONS AND USAGE

RAPIVAB is indicated for the treatment of acute uncomplicated influenza in patients 2 years and older who have been symptomatic for no more than 2 days.

Limitations of Use:

- Efficacy of RAPIVAB is based on clinical trials of naturally occurring influenza in which the predominant influenza infections were influenza A virus; a limited number of subjects infected with influenza B virus were enrolled.
- Influenza viruses change over time. Emergence of resistance substitutions could decrease drug effectiveness. Other factors (for example, changes in viral virulence) might also diminish clinical benefit of antiviral drugs. Prescribers should consider available information on influenza drug susceptibility patterns and treatment effects when deciding whether to use RAPIVAB [see *Microbiology (12.4)*].
- The efficacy of RAPIVAB could not be established in patients with serious influenza requiring hospitalization [see *Clinical Studies (14.3)*].

2 DOSAGE AND ADMINISTRATION

2.1 Dosage in Acute Uncomplicated Influenza

Administer RAPIVAB within 2 days of onset of symptoms of influenza.

Adults and Adolescents (13 years of age and older)

The recommended dose of RAPIVAB in adult and adolescent patients 13 years of age or older with acute uncomplicated influenza is a single 600 mg dose, administered via intravenous infusion for 15 to 30 minutes.

Pediatric Patients (2 to 12 years of age)

The recommended dose of RAPIVAB in pediatric patients 2 to 12 years of age with acute uncomplicated influenza is a single 12 mg/kg dose (up to a maximum dose of 600 mg), administered via intravenous infusion for 15 to 30 minutes.

2.2 Dosing in Patients with Renal Impairment

Significantly increased drug exposures were observed when RAPIVAB was administered to adult subjects with renal dysfunction [see *Clinical Pharmacology (12.3)*]. Therefore, the RAPIVAB dose should be reduced for patients with baseline creatinine clearance below 50 mL/min using the recommendations in Table 1 and Table 2. No dose adjustment is required for single administration of RAPIVAB in patients with creatinine clearance of 50 mL/min or higher [see *Clinical Pharmacology (12.3)*].

In patients with chronic renal impairment maintained on hemodialysis, RAPIVAB should be administered after dialysis at a dose adjusted based on renal function (Table 1 and Table 2) [see *Clinical Pharmacology (12.3)*].

Table 1. Dosage Adjustment for Adults and Adolescents (13 years and older) with Altered Creatinine Clearance

	Creatinine Clearance* (mL/min)		
	≥50	30-49	10-29
Recommended Dose (mg)	600 mg	200 mg	100 mg

* Calculated using the Cockcroft and Gault equation.

Table 2. Dosage Adjustment for Pediatric Patients (2 to 12 years of age) with Altered Creatinine Clearance

	Creatinine Clearance* (mL/min)		
	≥50	30-49	10-29
Recommended Dose (mg/kg)**	12 mg/kg	4 mg/kg	2 mg/kg

* Calculated using the Cockcroft and Gault equation.

** Up to maximum dose of 600 mg

2.3 Preparation of RAPIVAB for Intravenous Infusion

Use aseptic technique during the preparation of RAPIVAB to prevent inadvertent microbial contamination. There is no preservative or bacteriostatic agent present in the solution.

Follow the steps below to prepare a diluted solution of RAPIVAB:

- (a) Do not use if seal over bottle opening is broken or missing.
- (b) Visually inspect RAPIVAB for particulate matter and discoloration prior to administration.
- (c) Dilute an appropriate dose of RAPIVAB 10 mg/mL solution [see *Dosage and Administration (2)*] in 0.9% or 0.45% sodium chloride, 5% dextrose, or lactated Ringer's to a maximum volume of 100 mL.
- (d) Administer the diluted solution via intravenous infusion for 15 to 30 minutes.
- (e) Discard any unused diluted solution of RAPIVAB after 24 hours.

Once a diluted solution of RAPIVAB has been prepared, administer immediately or store under refrigerated conditions (2° to 8°C or 36° to 46°F) for up to 24 hours. If refrigerated, allow the diluted solution of RAPIVAB to reach room temperature then administer immediately.

2.4 Drug Compatibility

RAPIVAB injection is compatible with 0.9% or 0.45% sodium chloride, 5% dextrose, or lactated Ringer's. Do not mix or co-infuse RAPIVAB with other intravenous medications.

RAPIVAB injection is compatible with materials commonly used for administration such as polyvinylchloride (PVC) bags and PVC-free bags, polypropylene syringes, and polyethylene tubing.

3 DOSAGE FORMS AND STRENGTHS

Each vial of RAPIVAB injection contains 200 mg per 20 mL (10 mg per mL) as a clear, colorless solution [see *How Supplied/Storage and Handling (16)*].

4 CONTRAINDICATIONS

RAPIVAB is contraindicated in patients with known serious hypersensitivity or anaphylaxis to peramivir or any component of the product. Severe allergic reactions have included anaphylaxis, erythema multiforme and Stevens-Johnson Syndrome [see *Warnings and Precautions (5.1)*].

5 WARNINGS AND PRECAUTIONS

5.1 Serious Skin/Hypersensitivity Reactions

Rare cases of serious skin reactions, including erythema multiforme, have been reported with RAPIVAB in clinical studies and in postmarketing experience. Cases of anaphylaxis and Stevens-Johnson Syndrome have been reported in postmarketing experience with RAPIVAB. Discontinue RAPIVAB and institute appropriate treatment if anaphylaxis or a serious skin reaction occurs or is suspected. The use of RAPIVAB is contraindicated in patients with known serious hypersensitivity or anaphylaxis to RAPIVAB [see *Contraindications (4) and Adverse Reactions (6.2)*].

5.2 Neuropsychiatric Events

Influenza can be associated with a variety of neurologic and behavioral symptoms that can include events such as hallucinations, delirium, and abnormal behavior, in some cases resulting in fatal outcomes. These events may occur in the setting of encephalitis or encephalopathy but can occur in uncomplicated influenza as well.

There have been postmarketing reports of delirium and abnormal behavior leading to injury in patients with influenza who were receiving neuraminidase inhibitors, including RAPIVAB. Because these events were reported voluntarily during clinical practice, estimates of frequency cannot be made, but they appear to be uncommon. These events were reported primarily among pediatric patients and often had an abrupt onset and rapid resolution. The contribution of RAPIVAB to these events has not been established. Patients with influenza should be closely monitored for signs of abnormal behavior.

5.3 Risk of Bacterial Infections

There is no evidence for efficacy of RAPIVAB in any illness caused by agents other than influenza viruses. Serious bacterial infections may begin with influenza-like symptoms or may coexist with or occur as complications during the course of influenza. RAPIVAB has not been shown to prevent such complications.

Prescribers should be alert to the potential for secondary bacterial infections and treat with antibiotics as appropriate.

6 ADVERSE REACTIONS

The following adverse reactions are discussed in other sections of the labeling:

- Serious skin and hypersensitivity reactions [see *Warnings and Precautions (5.1)*]
- Neuropsychiatric Events [see *Warnings and Precautions (5.2)*]

6.1 Clinical Trials Experience

Because clinical trials are conducted under widely varying conditions, adverse reaction rates observed in the clinical trials of a drug cannot be directly compared to rates in the clinical trials of another drug and may not reflect the rates observed in practice.

Adverse Reactions in Adults (18 years of age and older)

In five randomized, double-blind, controlled trials, 1,399 subjects with acute uncomplicated influenza received a single dose of RAPIVAB, administered intravenously or intramuscularly, at doses up to 600 mg. Among the 664 subjects receiving RAPIVAB 600 mg (intravenous or intramuscular), the most commonly observed adverse reaction was diarrhea, occurring at a rate of 8% versus 7% in subjects receiving placebo. No subject receiving RAPIVAB 600 mg experienced a serious adverse event and less than 1% discontinued study because of an adverse reaction.

Clinically significant laboratory abnormalities (DAIDS Grade 2-4) listed in Table 3 occurred more frequently in subjects treated with RAPIVAB 600 mg (intravenous or intramuscular) than placebo. Only

events occurring at $\geq 2\%$ are included.

Table 3: Laboratory Abnormalities Occurring in $\geq 2\%$ of Subjects Treated with RAPIVAB 600 mg

Laboratory Parameter Abnormality*	RAPIVAB 600 mg	Placebo
Alanine Aminotransferase ($>2.5 \times \text{ULN}$)	(N=654) 3%	(N=430) 2%
Serum Glucose ($>160 \text{ mg/dL}$)	(N=660) 5%	(N=433) 3%
Creatine Phosphokinase ($\geq 6.0 \times \text{ULN}$)	(N=654) 4%	(N=431) 2%
Neutrophils ($<1.000 \times 10^9/\text{L}$)	(N=654) 8%	(N=430) 6%

* Frequencies based on treatment-emergent laboratory abnormalities

In a subset of subjects with serious influenza requiring hospitalization treated with RAPIVAB 600 mg as monotherapy (N=101), the following adverse reactions were also reported more frequently with RAPIVAB as compared to placebo: constipation (4% versus 2%), insomnia (3% versus 0%), AST increased (3% versus 2%), and hypertension (2% versus 0%).

Adverse Reactions in Adolescent and Pediatric Subjects (2 to 17 years of age)

Assessment of adverse reactions is based on a randomized, active-controlled study in which 110 adolescent and pediatric subjects ages 2 to 17 years of age with acute uncomplicated influenza received open-label treatment with a single dose of RAPIVAB (N=88), or 5 days of treatment with oseltamivir (N=22) [see Use In Specific Populations (8.4) and Clinical Studies (14.2)].

The safety profile of RAPIVAB in subjects 2 to 17 years of age was generally similar to that observed in adults. Specific adverse reactions reported in pediatric subjects treated with RAPIVAB (occurring in $\geq 2\%$ of subjects) and not reported in adults included vomiting (3% versus 9% for oseltamivir), fever and tympanic membrane erythema (2% versus 0%, respectively, for each of these events). The only clinically significant laboratory abnormality (DAIDS Grade 2) occurring in $\geq 2\%$ of pediatric subjects treated with RAPIVAB was proteinuria by dipstick analysis (3% versus 0% for oseltamivir).

6.2 Postmarketing Experience

The following additional adverse reactions have been identified during postapproval use of RAPIVAB. Because postmarketing reactions are reported voluntarily from a population of uncertain size, it is not always possible to reliably estimate their frequency or establish a causal relationship to drug exposure.

Dermatologic: Stevens-Johnson Syndrome, exfoliative dermatitis, rash [see Warnings and Precautions (5.1)]

General disorders and administration site conditions: anaphylactic/anaphylactoid reactions [see Warnings and Precautions (5.1)]

Psychiatric: abnormal behavior, hallucination [see Warnings and Precautions (5.2)]

7 DRUG INTERACTIONS

This section describes clinically relevant drug interactions with RAPIVAB. Drug-drug interaction studies are described elsewhere in the labeling [see Clinical Pharmacology (12.3)].

7.1 Influenza Vaccines

Inactivated influenza vaccine can be administered at any time relative to use of RAPIVAB. For live

attenuated influenza vaccine (LAIV), antiviral drugs may inhibit viral replication and thus may reduce vaccine efficacy. The concurrent use of RAPIVAB with LAIV intranasal has not been evaluated. Because of the potential for interference between these two products, avoid use of LAIV within 2 weeks before or 48 hours after administration of RAPIVAB unless medically indicated.

8 USE IN SPECIFIC POPULATIONS

8.1 Pregnancy

Risk Summary

Limited available data with RAPIVAB use in pregnant women are insufficient to determine a drug-associated risk of adverse developmental outcomes. There are risks to the mother and fetus associated with influenza in pregnancy [see *Clinical Considerations*]. In animal reproduction studies, no adverse developmental effects were observed in rats when peramivir was administered by intravenous bolus injection during organogenesis at the maximum feasible dose, resulting in systemic drug exposures (AUC) approximately 8 times those in humans at the recommended dose. However, when peramivir was administered to rats by continuous intravenous infusion during the same gestation period, fetal abnormalities of reduced renal papilla and dilated ureters were observed. In rabbits, administration of peramivir during organogenesis at exposures 8 times those in humans at the recommended dose resulted in developmental toxicity (abortion or premature delivery) at a maternally toxic dose [see *Data*].

The estimated background risk of major birth defects and miscarriage for the indicated population is unknown. All pregnancies have a background risk of birth defect, loss, or other adverse outcomes. In the U.S. general population, the estimated background risk of major birth defects and miscarriage in clinically recognized pregnancies is 2-4% and 15-20%, respectively.

Clinical Considerations

Disease-Associated Maternal and/or Embryo/Fetal Risk

Pregnant women are at higher risk of severe complications from influenza, which may lead to adverse pregnancy and/or fetal outcomes including maternal death, stillbirths, birth defects, preterm delivery, low birthweight, and small for gestational age.

Data

Animal Data

Reproductive toxicity studies have been performed in rats and rabbits. In rats, peramivir was administered once daily by intravenous bolus injection at doses of 200, 400, and 600 mg/kg/day on gestational days 6-17. No treatment-related fetal toxicities were observed when peramivir was administered by intravenous bolus injection at the maximum feasible dose of 600 mg/kg, resulting in exposures approximately 8 times those in humans at the recommended dose.

Peramivir was also administered by continuous intravenous infusion to rats at daily doses of 50, 400, and 1000 mg/kg/day on gestational days 6-17. Dose related increases in the incidence of fetal abnormalities of reduced renal papilla and dilated ureters were observed at 400 and 1000 mg/kg/day. The systemic drug exposure in rats at a dose without fetal effects was less than the exposures in humans at the recommended dose.

In rabbits, peramivir was administered once daily by intravenous bolus injection at doses of 25, 50, 100, and 200 mg/kg/day on gestational days 7-19. Developmental toxicity (abortion or premature delivery) was observed at maternally toxic dose levels (100 and 200 mg/kg/day) resulting in exposures approximately 8 times those in humans at the recommended dose. The exposure in rabbits at doses without developmental toxicity was less than the exposure in humans at the recommended dose.

A pre/post-natal developmental toxicity study was performed in pregnant rats administered peramivir once daily by intravenous infusion at doses of 50, 200, 400 and 600 mg/kg/day on gestational day 6

through lactation day 20. No significant effects of peramivir on developmental outcomes were observed in nursing pups at up to the highest dose tested.

8.2 Lactation

Risk Summary

There are no data on the presence of RAPIVAB in human milk, the effects on the breastfed infant, or the effects on milk production. Peramivir is present in rat milk [see Data]. Limited clinical data during lactation preclude a clear determination of the risk of RAPIVAB to an infant during lactation; therefore, the developmental and health benefits of breastfeeding should be considered along with the mother's clinical need for RAPIVAB and any potential adverse effects on the breastfed child from the drug or from the underlying maternal condition.

Data

A pharmacokinetic study was performed in lactating rats administered a single intravenous dose of peramivir (10 mg/kg) on lactation/postpartum days 11-13. The maximum concentration of peramivir in milk was reached at 0.75 hours post-dose. The milk to plasma AUC ratio of peramivir was approximately 0.5.

8.4 Pediatric Use

The safety and effectiveness of RAPIVAB for the treatment of influenza has been established in pediatric patients 2 to 17 years of age. Use of RAPIVAB for this indication is supported by evidence from adequate and well-controlled trials of RAPIVAB in adults with additional data from Study 305, a randomized, active-controlled trial of 110 adolescent and pediatric subjects with acute uncomplicated influenza who received open-label treatment with a single dose of RAPIVAB or 5 days of treatment with oseltamivir administered within 48 hours of onset of symptoms of influenza [see Dosage and Administration (2.1), Clinical Pharmacology (12.3), and Clinical Studies (14.2)]. Study 305 included:

- 13 to 17 years of age: 21 subjects treated with RAPIVAB 600 mg
- 2 to 12 years of age: 67 subjects treated with RAPIVAB 12 mg/kg (up to a maximum dose of 600 mg)

Safety and effectiveness of RAPIVAB in pediatric patients less than 2 years of age have not been established.

8.5 Geriatric Use

Clinical trials of RAPIVAB did not include sufficient numbers of subjects aged 65 and over to determine whether they respond differently from younger subjects. Other reported clinical experience has not identified differences in exposures between the elderly and younger subjects [see Clinical Pharmacology (12.3)].

8.6 Patients with Impaired Renal Function

A reduced dose of RAPIVAB is recommended for patients with creatinine clearance below 50 mL/min [see Dosage and Administration (2.2), Clinical Pharmacology (12.3)]. Dose adjustment is not required for a single administration of RAPIVAB for patients with creatinine clearance 50 mL/min or higher [see Dosage and Administration (2.2), Clinical Pharmacology (12.3)].

In patients with chronic renal impairment maintained on hemodialysis, RAPIVAB should be administered after dialysis at a dose adjusted based on renal function [see Dosage and Administration (2.2), Clinical Pharmacology (12.3)].

8.7 Patients with Serious Influenza Requiring Hospitalization

The use of RAPIVAB was not shown to provide benefit in patients with serious influenza requiring hospitalization [see Indications and Usage (1) and Clinical Studies (14.2)].

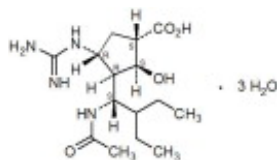
10 OVERDOSAGE

There is no human experience of acute overdose with RAPIVAB. Treatment of overdose with RAPIVAB should consist of general supportive measures including monitoring of vital signs and observation of the clinical status of the patient. There is no specific antidote for overdose with RAPIVAB.

RAPIVAB is cleared by renal excretion and can be cleared by hemodialysis.

11 DESCRIPTION

RAPIVAB (peramivir) is an inhibitor of influenza virus neuraminidase. The chemical name is (1S,2S,3R,4R)-3-[(1S)-1-(acetylamino)-2-ethylbutyl]-4-(carbamimidoylamino)-2-hydroxycyclopentanecarboxylic acid, trihydrate. The chemical formula is $C_{15}H_{28}N_4O_4 \cdot 3H_2O$, representing a molecular weight of 382.45. The molecular structure is as follows:



RAPIVAB injection is a clear, colorless, sterile, isotonic solution (200 mg per 20 mL) in glass vials fitted with rubber stoppers and royal blue flip-off seals. Each mL contains 10 mg peramivir (on an anhydrous basis) in 0.9% sodium chloride solution. The pH may have been adjusted with sodium hydroxide, USP and/or hydrochloric acid, USP. The pH is 5.5 – 8.5.

12 CLINICAL PHARMACOLOGY

12.1 Mechanism of Action

Peramivir is an antiviral drug with activity against influenza virus [see Microbiology (12.4)].

12.2 Cardiac Electrophysiology

At twice the maximum recommended dose, RAPIVAB did not prolong the QTc interval to any clinically relevant extent.

12.3 Pharmacokinetics

The pharmacokinetics of RAPIVAB was evaluated in Phase 1 trials in adults. The pharmacokinetic parameters following intravenous administration of RAPIVAB (0.17 to 2 times the recommended dose) showed a linear relationship between dose and exposure parameters (C_{max} and AUC).

Following intravenous administration of a single dose of RAPIVAB 600 mg over 30 minutes, a maximum serum concentration (C_{max}) of 46,800 ng/mL (46.8 μ g/mL) was reached at the end of infusion. $AUC_{0-\infty}$ values were 102,700 ng•hr/mL.

Distribution

In vitro binding of peramivir to human plasma proteins is less than 30%.

Based on a population pharmacokinetic analysis, the central volume of distribution was 12.56 L.

Metabolism and Elimination

Peramivir is not a substrate for CYP enzymes, does not affect glucuronidation, and is not a substrate or inhibitor of P-glycoprotein mediated transport.

Peramivir is not significantly metabolized in humans.

The elimination half-life of RAPIVAB following IV administration to healthy subjects of 600 mg as a single dose is approximately 20 hours. The major route of elimination of RAPIVAB is via the kidney. Renal clearance of unchanged peramivir accounts for approximately 90% of total clearance. Negligible accumulation was observed following multiple doses, either once or twice daily, for up to 10 days.

Specific Populations

Race: Pharmacokinetics of peramivir was evaluated primarily in Caucasians and Asians. Based on a population pharmacokinetic analysis including race as a covariate, volume of distribution was dependent on weight and Asian race. No dose adjustment is required based on weight or Asian race.

Gender: Peramivir pharmacokinetics was similar in male and female subjects.

Pediatric Patients: The pharmacokinetics of peramivir has been evaluated in a study in pediatric subjects 2 to 17 years of age with acute uncomplicated influenza. Pharmacokinetic sampling in this study was limited to approximately 3 hours after administration of peramivir. Pharmacokinetics of peramivir in subjects 13 to 17 years of age was similar to those in adult subjects, with a C_{max} of 54,300 ng/mL and AUC_{0-last} of 72,400 ng•h/mL after administration of a single 600 mg dose. Pharmacokinetics of peramivir in subjects 2 to 12 years of age (C_{max} of 61,300 ng/mL and AUC_{0-last} of 81,700 ng•h/mL) administered a single 12 mg/kg dose was also similar to that in adult subjects administered a single 600 mg dose.

Geriatric Patients: Peramivir pharmacokinetics in elderly subjects was similar to non-elderly subjects. Peak concentrations of peramivir after a single 4 mg/kg IV dose were approximately 10% higher in elderly subjects when compared to young adults (22,647 vs 20,490 ng/mL, respectively). Exposure (AUC_{0-12}) to peramivir at steady state was roughly 34% higher in elderly subjects compared to young adults (61,572 vs 46,000 ng•hr/mL, respectively). Dose adjustment is not required for elderly patients.

Patients with Impaired Renal Function: A trial was conducted in adult subjects with various degrees of renal impairment. When compared to a concurrent cohort with normal renal function, no change in mean C_{max} was observed (6 subjects per cohort). However, mean $AUC_{0-\infty}$ after a single 2 mg/kg IV dose was increased by 28%, by 302%, and by 412% in subjects with creatinine clearance 50-79, 30-49, and 10-29 mL/min, respectively.

Hemodialysis was effective in reducing systemic exposure of peramivir by 73% to 81%.

A reduced dose of RAPIVAB is recommended for patients with creatinine clearance below 50 mL/min [see *Dosage and Administration* (2.2)].

The pharmacokinetics of peramivir has not been studied in pediatric subjects with renal impairment. Given that the pharmacokinetics in pediatric subjects is comparable to that observed in adults, the same proportional dose reduction in pediatric patients is recommended [see *Dosage and Administration* (2.2)].

Patients with Hepatic Impairment: The pharmacokinetics of peramivir in subjects with hepatic impairment has not been studied. No clinically relevant alterations to peramivir pharmacokinetics are expected in patients with hepatic impairment based on the route of peramivir elimination.

Assessment of Drug Interactions

The potential for CYP mediated interactions involving RAPIVAB with other drugs is low, based on the known elimination pathway of RAPIVAB, and data from in vitro studies indicating RAPIVAB does not induce or inhibit cytochrome P450.

There was no evidence of drug-drug interactions when RAPIVAB was administered with oral rimantadine, oseltamivir, or oral contraceptives containing ethinyl estradiol and levonorgestrel; or when peramivir IM was administered with oral probenecid.

RAPIVAB is primarily cleared in the urine by glomerular filtration.

12.4 Microbiology

Mechanism of Action

Peramivir is an inhibitor of influenza virus neuraminidase, an enzyme that releases viral particles from the plasma membrane of infected cells. The median neuraminidase inhibitory activities (IC₅₀ values) of peramivir in biochemical assays against influenza A/H1N1 virus, influenza A/H3N2 virus, and influenza B virus clinical isolates were 0.16 nM (n=44; range 0.01-1.77 nM), 0.13 nM (n=32; range 0.05-11 nM), and 0.99 nM (n=39; range 0.04-54.2 nM), respectively, in a neuraminidase assay with a fluorescently labeled MUNANA substrate.

Antiviral Activity

The antiviral activity of peramivir against laboratory strains and clinical isolates of influenza virus was determined in cell culture. The concentrations of peramivir required for inhibition of influenza virus in cell culture varied depending on the assay method used and the virus tested. The median 50% effective concentrations (EC₅₀ values) of peramivir in cell culture assays were 2.6 nM (n=13; range 0.09-21 nM), 0.08 nM (n=17; range 0.01-1.9 nM) and 4.8 nM (n=11; range 0.06-120 nM) for influenza A/H1N1 virus, A/H3N2 virus, and B virus strains, respectively.

The relationship between the antiviral activity in cell culture, inhibitory activity in the neuraminidase assay, and the inhibition of influenza virus replication in humans has not been established.

Resistance

Cell culture: Influenza A and B virus isolates with reduced susceptibility to peramivir were recovered by serial passage of virus in cell culture in the presence of increasing concentrations of peramivir. Reduced susceptibility of influenza virus to inhibition by peramivir may be conferred by amino acid substitutions in the viral neuraminidase or hemagglutinin proteins (Table 4).

Table 4: Amino Acid Substitutions Selected by Peramivir in Cell Culture Studies

Protein	Type/Subtype		
	A/H1N1*	A/H3N2†	B‡
HA§	D125S, R208K	N63K, G78D, N145D, K189E	T139N, G141E, R162M, D195N, T198N, Y319H
NA	N58D, I211T, H275Y	-	H273Y

* Numbering based on A/California/04/2009

† Numbering based on A/Texas/50/2012

‡ Numbering based on B/Massachusetts/02/2012

§ Numbering begins after the predicted signal peptide.

In vivo: Influenza A and B virus isolates with amino acid substitutions associated with reduced susceptibility to peramivir were observed in clinical isolates collected during clinical trials with peramivir (Table 5). Amino acid substitutions have also been observed in viral isolates sampled during community surveillance studies which may be associated with reduced susceptibility to peramivir (Table 5). The clinical impact of this reduced susceptibility is unknown and may be strain-dependent.

Table 5: Neuraminidase Amino Acid Substitutions Associated with Reduced Susceptibility to Peramivir in Clinical Virus Isolates

Protein		Type / Subtype		
		Influenza A/H1N1*	Influenza A/H3N2†	Influenza B‡
NA	Clinical Trial	R152K, H275Y	R292K, N294S	-
	Community Surveillance	G147R, I223R/V, S247N, H275Y	E119V, Q136K, D151A, E160N/A	P139S, D197E/N/Y, I221T/V, R274K

	Studies	S24/I/N, H2/SY	D151A/E/G/N/V	I221I/V, K5/4K
--	---------	----------------	---------------	----------------

* Numbering based on A/California/04/2009

† Numbering based on A/Texas/50/2012

‡ Numbering based on B/Massachusetts/02/2012

Circulating seasonal influenza strains expressing neuraminidase resistance-associated substitutions have been observed in individuals who have not received RAPIVAB. Prescribers should consider available information from the CDC on influenza virus drug susceptibility patterns and treatment effects when deciding whether to use RAPIVAB.

Cross Resistance

Cross-resistance between peramivir, oseltamivir and zanamivir was observed in neuraminidase biochemical assays and cell culture assays. The amino acid substitutions that resulted in reduced susceptibility to peramivir and either oseltamivir or zanamivir are summarized in Table 6. The clinical impact of this reduced susceptibility is unknown and may be strain-dependent.

Table 6: Summary of Amino Acid Substitutions with Cross-Resistance between Peramivir and Oseltamivir or Zanamivir in Susceptibility Assays

		Type/ Subtype		
	Protein	A/H1N1*	A/H3N2†	B‡
Oseltamivir	HA§	-	N63K, N145D	-
	NA	E119V, D151G/N, R152K, Y155H, D199G, I223R/T/V, S247N, G249R+I267V, H275Y, N295S, Q313R, R368K, I427T	E119I/V, I222V, S247P, R292K, N294S	P139S, G140R, D197E/N/Y, I221T/V, H273Y, R374K, G407S
Zanamivir	HA§	-	N63K, N145D	-
	NA	Q136K, R152K, Y155H, D199G, I223T, S247N, G249R+I267V, N295S, Q313R, R368K, I427T	E119G/V, T148I, D151A/G/N/V, I222V, S247P, R292K, N294S	E117A/D/G, P139S, R150K, D197E/N/Y, R292K, R374K, G407S

* Numbering based on A/California/04/2009

† Numbering based on A/Texas/50/2012

‡ Numbering based on B/Massachusetts/02/2012

§ Numbering begins after the predicted signal peptide.

No single amino acid substitution has been identified that could confer cross-resistance between the neuraminidase inhibitor class (peramivir, oseltamivir, zanamivir) and the M2 ion channel inhibitor class (amantadine, rimantadine). However, a virus may carry a neuraminidase inhibitor resistance-associated substitution in neuraminidase and an M2 ion channel inhibitor resistance-associated substitution in M2 and may therefore be resistant to both classes of inhibitors. The clinical relevance of phenotypic cross-resistance evaluations has not been established and may be strain-dependent.

Immune Response

No influenza vaccine/peramivir interaction study has been conducted.

13 NONCLINICAL TOXICOLOGY

13.1 Carcinogenesis, Mutagenesis, Impairment of Fertility

Carcinogenesis

Carcinogenicity studies by intravenous injection of peramivir were not performed. However, in an oral carcinogenicity study in Sprague-Dawley rats no drug-related neoplasms were observed at drug exposures 0.2- to 0.5-fold that of humans at the clinically recommended dose of 600 mg/day.

Mutagenesis

Peramivir was not mutagenic or clastogenic in a battery of in vitro and in vivo assays including the Ames bacterial reverse mutation assay, the Chinese hamster ovary chromosomal aberration test, and the in vivo mouse micronucleus test with intravenous administration.

Impairment of Fertility

Peramivir had no effects on mating or fertility in rats up to 600 mg/kg/day, at which exposures were approximately 8-fold of those in humans at the clinically recommended dose.

13.2 Animal Toxicology and/or Pharmacology

Peramivir caused renal tubular necrosis and abnormal renal function in rabbits. Toxicities included tubular dilatation and necrosis with protein casts in cortical areas, dilated tubules with mineralization in corticomedullary junction areas, and multifocal tubular regeneration. The rabbit appeared to be the sensitive species for peramivir renal toxicity, which was noted at exposures approximately 2- to 4-fold those in humans at the clinically recommended dose.

14 CLINICAL STUDIES

14.1 Acute Uncomplicated Influenza in Adults

Study 621 was a randomized, multicenter, blinded trial conducted in Japan that evaluated a single intravenous administration of RAPIVAB 300 mg, RAPIVAB 600 mg, or placebo administered over 30 minutes in subjects 20 to 65 years of age with acute uncomplicated influenza. Subjects were eligible if they had fever greater than or equal to 38°C (axillary) and a positive rapid antigen test for influenza virus, accompanied by at least two symptoms (cough, nasal symptoms, sore throat, myalgia, chills/sweats, malaise, fatigue, or headache). In addition, all subjects enrolled were allowed to take fever-reducing medications.

Study treatment was started within 48 hours of onset of symptoms. Subjects participating in the trial were required to self-assess their influenza symptoms as “none”, ‘mild’, ‘moderate’, or ‘severe’ twice daily. The primary endpoint, time to alleviation of symptoms, was defined as the number of hours from initiation of study drug until the start of the 24 hour period in which all seven symptoms of influenza (cough, sore throat, nasal congestion, headache, feverishness, myalgia and fatigue) were either absent or present at a level no greater than mild for at least 21.5 hours.

The overall efficacy population, consisting of subjects with confirmed influenza and administered study drug, totaled 297 subjects. Among the 98 subjects enrolled in the RAPIVAB 600 mg dose group, the mean age was 34 years; 55% were male; 34% were smokers; 99% were infected with influenza A virus and 1% were infected with influenza B virus. The majority of subjects (53%) had influenza illness lasting less than 24 hours at the time of presentation.

Overall, subjects receiving RAPIVAB 600 mg experienced alleviation of their combined influenza symptoms a median of 21 hours sooner than those receiving placebo. The median time to recovery to normal temperature (less than 37°C) in the 600 mg group was approximately 12 hours sooner compared to placebo.

Insufficient numbers of subjects infected with influenza B virus were enrolled to determine efficacy of RAPIVAB in this influenza type.

14.2 Acute Uncomplicated Influenza in Pediatric Subjects

Study 305 was a randomized, multicenter, open-label, active-controlled trial to evaluate the safety, pharmacokinetics and efficacy of a single intravenous dose of RAPIVAB administered for a minimum of 15 minutes in subjects 2 to 17 years of age with acute uncomplicated influenza who had fever greater than or equal to 37.8°C (oral) with at least one respiratory symptom (cough or rhinitis) or a positive influenza rapid antigen test. Study treatment was started within 48 hours of onset of symptoms. Subjects were randomized to receive RAPIVAB 600 mg (13 to 17 years of age), RAPIVAB 12 mg/kg up to a maximum dose of 600 mg (2 to 12 years of age), or oral oseltamivir BID for 5 days. In addition, all enrolled subjects were allowed to take fever-reducing medications.

The overall efficacy population, consisting of subjects with confirmed influenza who were administered study drug, totaled 84 subjects. Among the 69 subjects treated with RAPIVAB, the median age was 7.9 years; 55% were male; 58% were infected with influenza A virus, 36% were infected with influenza B virus, and 6% were co-infected with influenza A and B viruses.

The primary endpoint was the safety of peramivir compared to oseltamivir as measured by adverse events, laboratory analysis, vital signs and physical exams. Secondary endpoints included efficacy outcomes such as time to resolution of influenza symptoms and time to resolution of fever; however, the trial was not powered to detect statistically significant differences in these secondary endpoints. Subjects receiving RAPIVAB experienced a median time to alleviation of their combined influenza symptoms of 79 hours (interquartile range: 34-122 hours) compared to 107 hours (interquartile range: 57-145 hours) in subjects receiving oseltamivir. The median time to recovery to normal temperature (less than 37°C) was 40 hours (interquartile range: 19-68 hours) and 28 hours (interquartile range: 15-41 hours) in subjects receiving RAPIVAB and oseltamivir, respectively [*see Use In Specific Populations (8.4)*].

14.3 Serious Influenza Requiring Hospitalization

The efficacy of RAPIVAB could not be established in patients with serious influenza requiring hospitalization [*see Indications and Usage (1)*].

A randomized, double-blind, multicenter, placebo-controlled trial (Study 301) was conducted in 398 subjects with serious influenza requiring hospitalization. Subjects were randomized to receive RAPIVAB 600 mg daily for 5 days plus standard of care versus standard of care plus placebo within 72 hours of start of symptoms. The primary endpoint was time to clinical resolution defined as the time in hours from initiation of study treatment until resolution of at least 4 of 5 signs (temperature, oxygen saturation, respiration rate, heart rate, or systolic blood pressure), maintained for at least 24 hours. RAPIVAB plus standard of care did not improve median time to clinical resolution compared with standard of care alone.

16 HOW SUPPLIED/STORAGE AND HANDLING

RAPIVAB injection is a clear, colorless sterile, isotonic solution. Each single-use vial contains 200 mg per 20 mL (10 mg/mL) of peramivir in a clear glass vial (NDC # 61364-181-01). RAPIVAB injection is supplied in cartons containing three single-use vials (NDC # 61364-181-03).

Store vials of RAPIVAB injection in original cartons at 20° to 25°C (68° to 77°F). Excursions are permitted to 15° to 30°C (59° to 86°F).

Do not use if seal over bottle opening is broken or missing.

17 PATIENT COUNSELING INFORMATION

Advise patients of the following:

- There is a risk of severe allergic reactions (including anaphylaxis) or serious skin reactions with RAPIVAB use. Advise patients to seek immediate medical attention if an allergic-like reaction occurs or is suspected [*see Warnings and Precautions (5.1)*].

- There is a risk of neuropsychiatric events in patients with influenza. Patients should contact their physician if they experience signs of abnormal behavior after receiving RAPIVAB [*see Warnings and Precautions (5.2)*].

Manufactured for:
BioCryst Pharmaceuticals, Inc.
Durham, NC 27703

Distributed by:
Seqirus USA Inc.
Summit, NJ 07901

RAPIVAB is a registered trademark of Seqirus UK Limited.

206426-GS-004

PRINCIPAL DISPLAY PANEL - 200 mg/20 mL Vial Carton

Rx Only

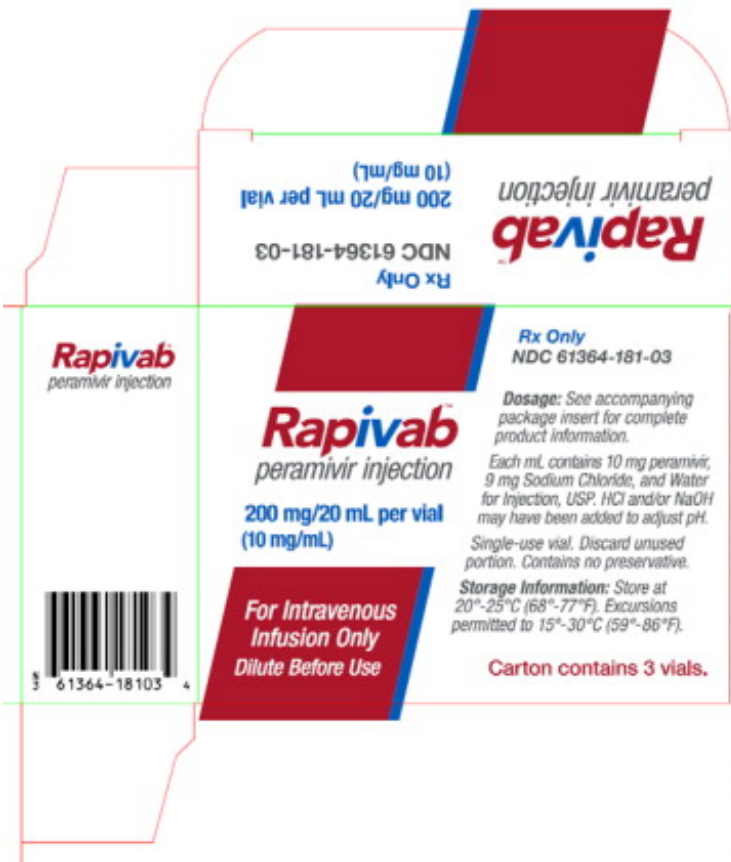

NDC 61364-181-03

RapivabTM
peramivir injection

**200 mg/20 mL per vial
(10 mg/mL)**

***For Intravenous
Infusion Only
Dilute Before Use***

Carton contains 3 vials.



RAPIVAB
peramivir solution
Product Information

Product Type	HUMAN PRESCRIPTION DRUG	Item Code (Source)	NDC:61364-181	
Route of Administration	INTRAVENOUS			
Active Ingredient/Active Moiety				
	Ingredient Name	Basis of Strength	Strength	
	peramivir (UNII: QW7Y7ZR15U) (peramivir anhydrous - UNII:9ZS94HQO3B)	peramivir anhydrous	600 mg in 60 mL	
Inactive Ingredients				
	Ingredient Name	Strength		
	Sodium Chloride (UNII: 451W47IQ8X)			
	Hydrochloric Acid (UNII: QTT17582CB)			
	Sodium Hydroxide (UNII: 55X04QC32I)			
	Water (UNII: 059QF0KO0R)			
Packaging				
#	Item Code	Package Description	Marketing Start Date	Marketing End Date
1	NDC:61364-181-03	3 in 1 CARTON	12/20/2014	
1	NDC:61364-181-01	20 mL in 1 VIAL, GLASS; Type 0: Not a Combination Product		
Marketing Information				
Marketing Category	Application Number or Monograph Citation	Marketing Start Date	Marketing End Date	
NDA	NDA206426	12/20/2014		

Labeler - Seqirus USA Inc. (809197218)

Establishment

Name	Address	ID/FEI	Business Operations
AAI Pharma Services Corp.		078392480	ANALYSIS(61364-181)

Establishment

Name	Address	ID/FEI	Business Operations
Cilag Ag		483237103	API MANUFACTURE(61364-181) , ANALYSIS(61364-181)

Establishment

Name	Address	ID/FEI	Business Operations
Euro fins Lancaster Laboratories Inc.		069777290	ANALYSIS(61364-181)

Establishment

Name	Address	ID/FEI	Business Operations
Galbraith Labs Inc.		042456145	ANALYSIS(61364-181)

Establishment

Name	Address	ID/FEI	Business Operations
Jubilant HollisterStier LLC		069263643	MANUFACTURE(61364-181) , PACK(61364-181) , LABEL(61364-181) , ANALYSIS(61364-181)

Establishment

Name	Address	ID/FEI	Business Operations
Patheon Manufacturing Services LLC		079415560	MANUFACTURE(61364-181) , PACK(61364-181) , LABEL(61364-181) , ANALYSIS(61364-181)

Establishment

Name	Address	ID/FEI	Business Operations
Siegfried USA, LLC		001213784	API MANUFACTURE(61364-181) , ANALYSIS(61364-181)

Revised: 9/2018

Seqirus USA Inc.