

TICAGRELOR- ticagrelor tablet

Amneal Pharmaceuticals NY LLC

HIGHLIGHTS OF PRESCRIBING INFORMATION

These highlights do not include all the information needed to use TICAGRELOR TABLETS safely and effectively. See full prescribing information for TICAGRELOR TABLETS.

TICAGRELOR tablets, for oral use
Initial U.S. Approval: 2011

WARNING: (A) BLEEDING RISK, and (B) ASPIRIN DOSE AND TICAGRELOR EFFECTIVENESS

See full prescribing information for complete boxed warning.

BLEEDING RISK

- Ticagrelor, like other antiplatelet agents, can cause significant, sometimes fatal bleeding. (5.1, 6.1)
- Do not use ticagrelor in patients with active pathological bleeding or a history of intracranial hemorrhage. (4.1, 4.2)
- Do not start ticagrelor in patients undergoing urgent coronary artery bypass graft surgery (CABG). (5.1, 6.1)
- If possible, manage bleeding without discontinuing ticagrelor. Stopping ticagrelor increases the risk of subsequent cardiovascular events. (5.4)

ASPIRIN DOSE AND TICAGRELOR EFFECTIVENESS

- Maintenance doses of aspirin above 100 mg daily reduce the effectiveness of ticagrelor and should be avoided. (2.3, 5.2, 14.1)

RECENT MAJOR CHANGES

Indications and Usage (1.2)	05/2020
Dosage and Administration (2.2)	05/2020
Warnings and Precautions (5.7)	10/2019

INDICATIONS AND USAGE

Ticagrelor tablets are a P2Y₁₂ platelet inhibitor indicated

- to reduce the risk of cardiovascular (CV) death, myocardial infarction (MI), and stroke in patients with acute coronary syndrome (ACS) or a history of MI. For at least the first 12 months following ACS, it is superior to clopidogrel.
Ticagrelor tablets also reduce the risk of stent thrombosis in patients who have been stented for treatment of ACS. (1.1)
- to reduce the risk of a first MI or stroke in patients with coronary artery disease (CAD) at high risk for such events. While use is not limited to this setting, the efficacy of ticagrelor tablets were established in a population with type 2 diabetes mellitus (T2DM). (1.2)

DOSAGE AND ADMINISTRATION

- ACS or History of MI
 - In the management of ACS, initiate treatment with 180 mg oral loading dose. Then administer 90 mg twice daily during the first year. After one year, administer 60 mg twice daily. (2.1)
- Patients with CAD and No Prior Stroke or MI
 - Administer 60 mg twice daily. (2.2)

Use ticagrelor tablets with a daily maintenance dose of aspirin of 75 mg to 100 mg. (2.3, 5.2)

DOSAGE FORMS AND STRENGTHS

- 90 mg tablets. (3)

CONTRAINDICATIONS

- History of intracranial hemorrhage. (4.1)

- Active pathological bleeding. (4.2)
- Hypersensitivity to ticagrelor or any component of the product. (4.3)

----- **WARNINGS AND PRECAUTIONS** -----

- Dyspnea was reported more frequently with ticagrelor than with control agents in clinical trials. Dyspnea from ticagrelor is self-limiting. (5.3)
- Severe Hepatic Impairment: Likely increase in exposure to ticagrelor. (5.6)
- Laboratory Test Interference: False negative platelet functional test results have been reported for Heparin Induced Thrombocytopenia (HIT). Ticagrelor is not expected to impact PF4 antibody testing for HIT. (5.7)

----- **ADVERSE REACTIONS** -----

Most common adverse reactions (>5%) are bleeding and dyspnea. (5.1, 5.3, 6.1)

To report SUSPECTED ADVERSE REACTIONS, contact Amneal Pharmaceuticals at 1-877-835-5472 or FDA at 1-800-FDA-1088 or www.fda.gov/medwatch.

----- **DRUG INTERACTIONS** -----

- Avoid use with strong CYP3A inhibitors or CYP3A inducers. (7.1, 7.2)
- Opioids: Decreased exposure to ticagrelor. Consider use of parenteral anti-platelet agent. (7.4)
- Patients receiving more than 40 mg per day of simvastatin or lovastatin may be at increased risk of statin-related adverse effects. (7.5)
- Monitor digoxin levels with initiation of or any change in ticagrelor. (7.6)

----- **USE IN SPECIFIC POPULATIONS** -----

- Lactation: Breastfeeding not recommended. (8.2)

See 17 for PATIENT COUNSELING INFORMATION and Medication Guide.

Revised: 7/2020

FULL PRESCRIBING INFORMATION: CONTENTS*

WARNING: (A) BLEEDING RISK, (B) ASPIRIN DOSE AND TICAGRELOR EFFECTIVENESS

1 INDICATIONS AND USAGE

- 1.1 Acute Coronary Syndrome or a History of Myocardial Infarction
- 1.2 Coronary Artery Disease but No Prior Stroke or Myocardial Infarction

2 DOSAGE AND ADMINISTRATION

- 2.1 Acute Coronary Syndrome or a History of Myocardial Infarction
- 2.2 Coronary Artery Disease but No Prior Stroke or Myocardial Infarction
- 2.3 Administration

3 DOSAGE FORMS AND STRENGTHS

4 CONTRAINDICATIONS

- 4.1 History of Intracranial Hemorrhage
- 4.2 Active Bleeding
- 4.3 Hypersensitivity

5 WARNINGS AND PRECAUTIONS

- 5.1 General Risk of Bleeding
- 5.2 Concomitant Aspirin Maintenance Dose
- 5.3 Dyspnea
- 5.4 Discontinuation of Ticagrelor
- 5.5 Bradyarrhythmias

- 5.6 Severe Hepatic Impairment
- 5.7 Laboratory Test Interferences

6 ADVERSE REACTIONS

- 6.1 Clinical Trials Experience
- 6.2 Postmarketing Experience

7 DRUG INTERACTIONS

- 7.1 Strong CYP3A Inhibitors
- 7.2 Strong CYP3A Inducers
- 7.3 Aspirin
- 7.4 Opioids
- 7.5 Simvastatin, Lovastatin
- 7.6 Digoxin

8 USE IN SPECIFIC POPULATIONS

- 8.1 Pregnancy
- 8.2 Lactation
- 8.4 Pediatric Use
- 8.5 Geriatric Use
- 8.6 Hepatic Impairment
- 8.7 Renal Impairment

10 OVERDOSAGE

11 DESCRIPTION

12 CLINICAL PHARMACOLOGY

- 12.1 Mechanism of Action
- 12.2 Pharmacodynamics
- 12.3 Pharmacokinetics
- 12.5 Pharmacogenetics

13 NONCLINICAL TOXICOLOGY

- 13.1 Carcinogenesis, Mutagenesis, Impairment of Fertility

14 CLINICAL STUDIES

- 14.1 Acute Coronary Syndromes and Secondary Prevention after Myocardial Infarction
- 14.2 Coronary Artery Disease but No Prior Stroke or Myocardial Infarction

16 HOW SUPPLIED/STORAGE AND HANDLING

17 PATIENT COUNSELING INFORMATION

* Sections or subsections omitted from the full prescribing information are not listed.

FULL PRESCRIBING INFORMATION

WARNING: (A) BLEEDING RISK, (B) ASPIRIN DOSE AND TICAGRELOR EFFECTIVENESS

A. BLEEDING RISK

- Ticagrelor, like other antiplatelet agents, can cause significant, sometimes fatal bleeding (5.1, 6.1).
- Do not use ticagrelor in patients with active pathological bleeding or a history of intracranial hemorrhage (4.1, 4.2).
- Do not start ticagrelor in patients undergoing urgent coronary artery bypass graft surgery (CABG) (5.1, 6.1).
- If possible, manage bleeding without discontinuing ticagrelor. Stopping ticagrelor increases the risk of subsequent cardiovascular events (5.4).

B. ASPIRIN DOSE AND TICAGRELOR EFFECTIVENESS

- Maintenance doses of aspirin above 100 mg daily reduce the effectiveness of ticagrelor and should be avoided (2.3, 5.2, 14.1).

1 INDICATIONS AND USAGE

1.1 Acute Coronary Syndrome or a History of Myocardial Infarction

Ticagrelor tablets are indicated to reduce the risk of cardiovascular death, myocardial infarction (MI), and stroke in patients with acute coronary syndrome (ACS) or a history of MI. For at least the first 12 months following ACS, it is superior to clopidogrel.

Ticagrelor tablets also reduce the risk of stent thrombosis in patients who have been stented for treatment of ACS [see *Clinical Studies (14.1)*].

1.2 Coronary Artery Disease but No Prior Stroke or Myocardial Infarction

Ticagrelor tablets are indicated to reduce the risk of a first MI or stroke in patients with coronary artery disease (CAD) at high risk for such events [see *Clinical Studies (14.2)*]. While use is not limited to this setting, the efficacy of ticagrelor tablets were established in a population with type 2 diabetes mellitus (T2DM).

2 DOSAGE AND ADMINISTRATION

2.1 Acute Coronary Syndrome or a History of Myocardial Infarction

In the management of ACS, initiate ticagrelor tablets treatment with a 180 mg loading dose. Administer 90 mg twice daily during the first year after an ACS event. After one year, administer 60 mg twice daily.

2.2 Coronary Artery Disease but No Prior Stroke or Myocardial Infarction

Administer 60 mg twice daily. For all patients with ACS [see *Dosage and Administration (2.1)*].

2.3 Administration

Administer ticagrelor tablets with a daily maintenance dose of aspirin of 75 mg to 100 mg [see *Warnings and Precautions (5.2)* and *Clinical Studies (14)*]. A patient who misses a dose of ticagrelor tablets should take one tablet (their next dose) at its scheduled time.

For patients who are unable to swallow tablets whole, ticagrelor tablets can be crushed, mixed with water and drunk. The mixture can also be administered via a nasogastric tube (CH8 or greater) [see *Clinical Pharmacology (12.3)*].

Do not administer ticagrelor tablets with another oral P2Y₁₂ platelet inhibitor.

3 DOSAGE FORMS AND STRENGTHS

Ticagrelor Tablets, 90 mg are supplied as yellow colored, round, biconvex film-coated tablets marked with “A” above “11” on one side and plain on the other side.

4 CONTRAINDICATIONS

4.1 History of Intracranial Hemorrhage

Ticagrelor tablets are contraindicated in patients with a history of intracranial hemorrhage (ICH) because of a high risk of recurrent ICH in this population [see *Clinical Studies (14.1)*, *(14.2)*].

4.2 Active Bleeding

Ticagrelor tablets are contraindicated in patients with active pathological bleeding such as peptic ulcer or intracranial hemorrhage [see *Warnings and Precautions (5.1)* and *Adverse Reactions (6.1)*].

4.3 Hypersensitivity

Ticagrelor tablets are contraindicated in patients with hypersensitivity (e.g., angioedema) to ticagrelor or any component of the product.

5 WARNINGS AND PRECAUTIONS

5.1 General Risk of Bleeding

Drugs that inhibit platelet function including ticagrelor increase the risk of bleeding [see *Adverse Reactions (6.1)*].

If possible, manage bleeding without discontinuing ticagrelor. Stopping ticagrelor increases the risk of subsequent cardiovascular events [see *Warnings and Precautions (5.4)* and *Adverse Reactions (6.1)*].

5.2 Concomitant Aspirin Maintenance Dose

In PLATO the use of ticagrelor with maintenance doses of aspirin above 100 mg decreased the effectiveness of ticagrelor. Therefore, after the initial loading dose of aspirin, use ticagrelor with a maintenance dose of aspirin of 75 mg to 100 mg [see *Dosage and Administration (2.3)* and *Clinical Studies (14.1)*].

5.3 Dyspnea

In clinical trials, about 14% (PLATO and PEGASUS) to 21% (THEMIS) of patients treated with ticagrelor developed dyspnea. Dyspnea was usually mild to moderate in intensity and often resolved during continued treatment but led to study drug discontinuation in 0.9% (PLATO), 4.3% (PEGASUS), and 6.9% (THEMIS) of patients.

In a substudy of PLATO, 199 subjects underwent pulmonary function testing irrespective of whether they reported dyspnea. There was no indication of an adverse effect on pulmonary function assessed after one month or after at least 6 months of chronic treatment.

If a patient develops new, prolonged, or worsened dyspnea that is determined to be related to ticagrelor, no specific treatment is required; continue ticagrelor without interruption if possible. In the case of intolerable dyspnea requiring discontinuation of ticagrelor, consider prescribing another antiplatelet agent.

5.4 Discontinuation of Ticagrelor

Discontinuation of ticagrelor will increase the risk of myocardial infarction, stroke, and death. If ticagrelor must be temporarily discontinued (e.g., to treat bleeding or for significant surgery), restart it as soon as possible. When possible, interrupt therapy with ticagrelor for five days prior to surgery that has a major risk of bleeding. Resume ticagrelor as soon as hemostasis is achieved.

5.5 Bradyarrhythmias

Ticagrelor can cause ventricular pauses [see *Adverse Reactions (6.1)*]. Bradyarrhythmias including AV block have been reported in the postmarketing setting. Patients with a history of sick sinus syndrome, 2nd or 3rd degree AV block or bradycardia-related syncope not protected by a pacemaker were excluded from clinical studies and may be at increased risk of developing bradyarrhythmias with ticagrelor.

5.6 Severe Hepatic Impairment

Avoid use of ticagrelor in patients with severe hepatic impairment. Severe hepatic impairment is likely to increase serum concentration of ticagrelor. There are no studies of ticagrelor patients with severe hepatic impairment [see *Clinical Pharmacology (12.3)*].

5.7 Laboratory Test Interferences

False negative functional tests for Heparin Induced Thrombocytopenia (HIT)

Ticagrelor has been reported to cause false negative results in platelet functional tests (to include, but may not be limited to, the heparin-induced platelet aggregation (HIPA) assay) for patients with Heparin Induced Thrombocytopenia (HIT). This is related to inhibition of the P2Y₁₂-receptor on the healthy donor platelets in the test by ticagrelor in the affected patient's serum/plasma. Information on concomitant treatment with ticagrelor is required for interpretation of HIT functional tests. Based on the mechanism of ticagrelor interference, ticagrelor is not expected to impact PF4 antibody testing for HIT.

6 ADVERSE REACTIONS

The following adverse reactions are also discussed elsewhere in the labeling:

- Bleeding [see *Warnings and Precautions (5.1)*]
- Dyspnea [see *Warnings and Precautions (5.3)*]

6.1 Clinical Trials Experience

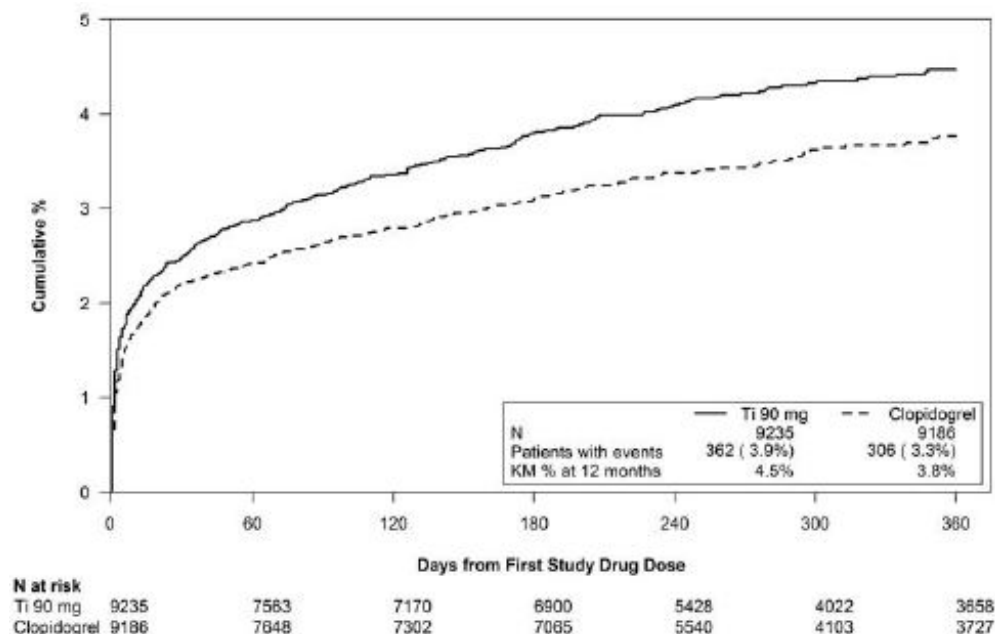
Because clinical trials are conducted under widely varying conditions, adverse reaction rates observed in the clinical trials of a drug cannot be directly compared to rates in the clinical trials of another drug and may not reflect the rates observed in practice.

Ticagrelor has been evaluated for safety in more than 32,000 patients.

Bleeding in PLATO (Reduction in risk of thrombotic events in ACS)

Figure 1 is a plot of time to the first non-CABG major bleeding event.

Figure 1: Kaplan-Meier estimate of time to first non-CABG PLATO-defined major bleeding event (PLATO)



Frequency of bleeding in PLATO is summarized in Tables 1 and 2. About half of the non-CABG major bleeding events were in the first 30 days.

Table 1: Non-CABG related bleeds (PLATO)

	Ticagrelor* N=9,235	Clopidogrel N=9,186
	n (%) patients with event	n (%) patients with event
PLATO Major + Minor	713 (7.7)	567 (6.2)
Major	362 (3.9)	306 (3.3)
Fatal/Life-threatening	171 (1.9)	151 (1.6)
Fatal	15 (0.2)	16 (0.2)
Intracranial hemorrhage (Fatal/Life-threatening)	26 (0.3)	15 (0.2)

PLATO Minor bleed: requires medical intervention to stop or treat bleeding.

PLATO Major bleed: any one of the following: fatal; intracranial; intrapericardial with

cardiac tamponade; hypovolemic shock or severe hypotension requiring intervention; significantly disabling (e.g., intraocular with permanent vision loss); associated with a decrease in Hb of at least 3 g/dL (or a fall in hematocrit (Hct) of at least 9%); transfusion of 2 or more units.

PLATO Major bleed, fatal/life-threatening: any major bleed as described above and associated with a decrease in Hb of more than 5 g/dL (or a fall in hematocrit (Hct) of at least 15%); transfusion of 4 or more units.

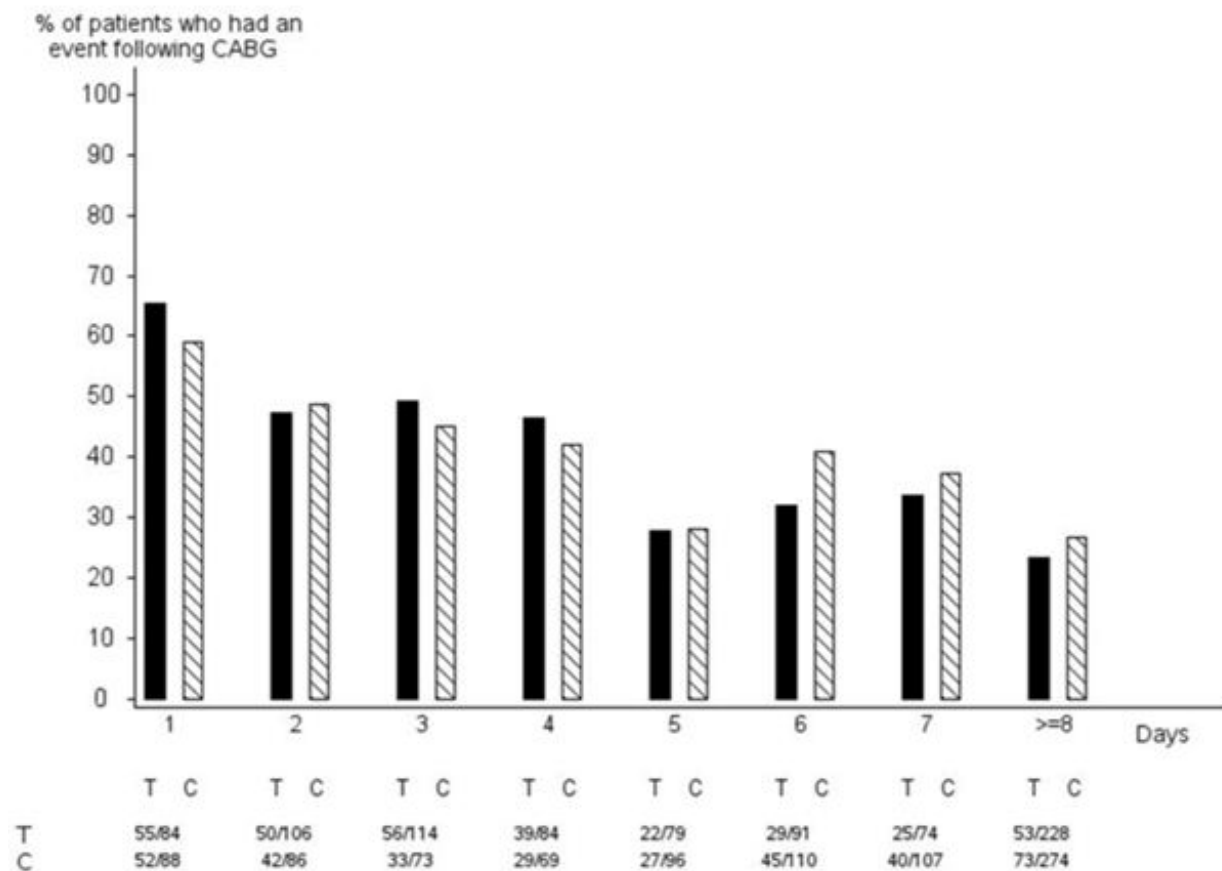
Fatal: A bleeding event that directly led to death within 7 days.

* 90 mg BID

No baseline demographic factor altered the relative risk of bleeding with ticagrelor compared to clopidogrel.

In PLATO, 1,584 patients underwent CABG surgery. The percentages of those patients who bled are shown in Figure 2 and Table 2.

Figure 2: ‘Major fatal/life-threatening’ CABG-related bleeding by days from last dose of study drug to CABG procedure (PLATO)



X-axis is days from last dose of study drug prior to CABG.

The PLATO protocol recommended a procedure for withholding study drug prior to CABG or other major surgery without unblinding. If surgery was elective or non-urgent, study drug was interrupted temporarily, as follows: If local practice was to allow antiplatelet effects to dissipate before surgery, capsules (blinded clopidogrel) were withheld 5 days before surgery and tablets (blinded ticagrelor) were withheld for a minimum of 24 hours and a maximum of 72 hours before surgery. If local practice was

to perform surgery without waiting for dissipation of antiplatelet effects capsules and tablets were withheld 24 hours prior to surgery and use of aprotinin or other haemostatic agents was allowed. If local practice was to use IPA monitoring to determine when surgery could be performed both the capsules and tablets were withheld at the same time and the usual monitoring procedures followed.

T = Ticagrelor; C = Clopidogrel.

Table 2: CABG-related bleeding (PLATO)

	Ticagrelor* N=770	Clopidogrel N=814
	n (%) patients with event	n (%) patients with event
PLATO Total Major	626 (81.3)	666 (81.8)
Fatal/Life-threatening	337 (43.8)	350 (43.0)
Fatal	6 (0.8)	7 (0.9)
PLATO Major bleed: any one of the following: fatal; intracranial; intrapericardial with cardiac tamponade; hypovolemic shock or severe hypotension requiring intervention; significantly disabling (e.g., intraocular with permanent vision loss); associated with a decrease in Hb of at least 3 g/dL (or a fall in hematocrit (Hct) of at least 9%); transfusion of 2 or more units.		
PLATO Major bleed, fatal/life-threatening: any major bleed as described above and associated with a decrease in Hb of more than 5 g/dL (or a fall in hematocrit (Hct) of at least 15%); transfusion of 4 or more units.		
* 90 mg BID		

When antiplatelet therapy was stopped 5 days before CABG, major bleeding occurred in 75% of ticagrelor treated patients and 79% on clopidogrel.

Other Adverse Reactions in PLATO

Adverse reactions that occurred at a rate of 4% or more in PLATO are shown in Table 3.

Table 3: Percentage of patients reporting non-hemorrhagic adverse reactions at least 4% or more in either group and more frequently on ticagrelor (PLATO)

	Ticagrelor* N=9,235	Clopidogrel N=9,186
Dyspnea	13.8	7.8
Dizziness	4.5	3.9
Nausea	4.3	3.8
*90 mg BID		

Bleeding in PEGASUS (Secondary Prevention in Patients with a History of Myocardial Infarction)

Overall outcome of bleeding events in the PEGASUS study are shown in Table 4.

Table 4: Bleeding events (PEGASUS)

	Ticagrelor* N=6,958	Placebo N=6,996
	Events / 1000 patient years	Events / 1000 patient years
TIMI Major	8	3
Fatal	1	1
Intracranial hemorrhage	2	1
TIMI Major or Minor	11	5
TIMI Major: Fatal bleeding, OR any intracranial bleeding, OR clinically overt signs of hemorrhage associated with a drop in hemoglobin (Hgb) of ≥ 5 g/dL, or a fall in hematocrit (Hct) of $\geq 15\%$. Fatal: A bleeding event that directly led to death within 7 days. TIMI Minor: Clinically apparent with 3 to 5 g/dL decrease in hemoglobin. * 60 mg BID		

The bleeding profile of ticagrelor 60 mg compared to aspirin alone was consistent across multiple pre-defined subgroups (e.g., by age, gender, weight, race, geographic region, concurrent conditions, concomitant therapy, stent, and medical history) for TIMI Major and TIMI Major or Minor bleeding events.

Other Adverse Reactions in PEGASUS

Adverse reactions that occurred in PEGASUS at rates of 3% or more are shown in Table 5.

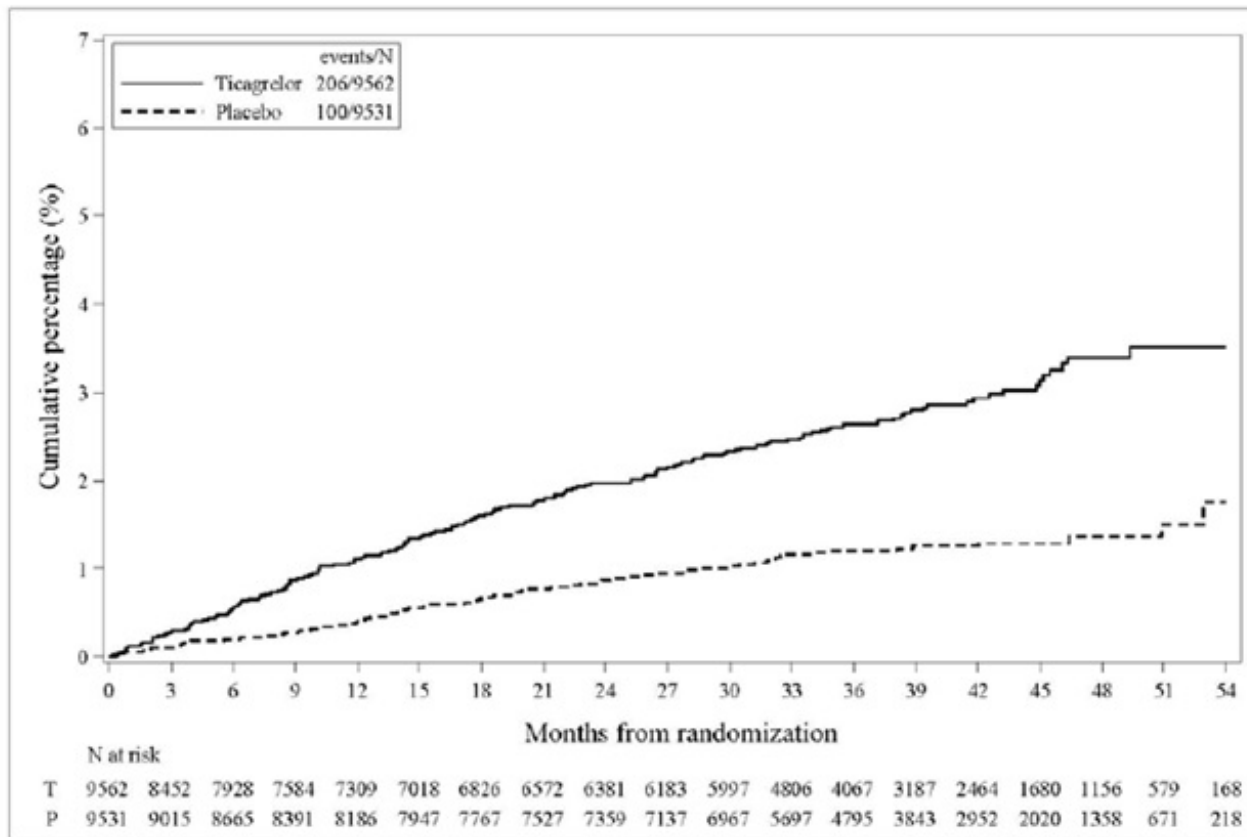
Table 5: Non-hemorrhagic adverse reactions reported in > 3.0% of patients in the ticagrelor 60 mg treatment group (PEGASUS)

	Ticagrelor* N=6,958	Placebo N=6,996
Dyspnea	14.2%	5.5%
Dizziness	4.5%	4.1%
Diarrhea	3.3%	2.5%
* 60 mg BID		

Bleeding in THEMIS (Prevention of major CV events in patients with CAD and Type 2 Diabetes Mellitus)

The Kaplan-Meier curve of time to first TIMI Major bleeding event is presented in Figure 3.

Figure 3: Time to first TIMI Major bleeding event (THEMIS)



T = Ticagrelor; P = Placebo; N = Number of patients

The bleeding events in THEMIS are shown below in Table 6.

Table 6: Bleeding events (THEMIS)

	Ticagrelor N=9,562	Placebo N=9,531
	Events / 1000 patient years	Events / 1000 patient years
TIMI Major	9	4
TIMI Major or Minor	12	5
TIMI Major or Minor or Requiring medical attention	46	18
Fatal bleeding	1	0
Intracranial hemorrhage	3	2

Bradycardia

In a Holter substudy of about 3,000 patients in PLATO, more patients had ventricular pauses with ticagrelor (6.0%) than with clopidogrel (3.5%) in the acute phase; rates were 2.2% and 1.6%, respectively, after 1 month. PLATO, PEGASUS and THEMIS excluded patients at increased risk of bradycardic events (e.g., patients who have sick sinus syndrome, 2nd or 3rd degree AV block, or bradycardic-related syncope and not

protected with a pacemaker).

Lab abnormalities

Serum Uric Acid:

In PLATO, serum uric acid levels increased approximately 0.6 mg/dL from baseline on ticagrelor 90 mg and approximately 0.2 mg/dL on clopidogrel. The difference disappeared within 30 days of discontinuing treatment. Reports of gout did not differ between treatment groups in PLATO (0.6% in each group).

In PEGASUS, serum uric acid levels increased approximately 0.2 mg/dL from baseline on ticagrelor 60 mg and no elevation was observed on aspirin alone. Gout occurred more commonly in patients on ticagrelor than in patients on aspirin alone (1.5%, 1.1%). Mean serum uric acid concentrations decreased after treatment was stopped.

Serum Creatinine:

In PLATO, a >50% increase in serum creatinine levels was observed in 7.4% of patients receiving ticagrelor 90 mg compared to 5.9% of patients receiving clopidogrel. The increases typically did not progress with ongoing treatment and often decreased with continued therapy. Evidence of reversibility upon discontinuation was observed even in those with the greatest on treatment increases. Treatment groups in PLATO did not differ for renal-related serious adverse events such as acute renal failure, chronic renal failure, toxic nephropathy, or oliguria.

In PEGASUS, serum creatinine concentration increased by > 50% in approximately 4% of patients receiving ticagrelor 60 mg, similar to aspirin alone. The frequency of renal related adverse events was similar for ticagrelor and aspirin alone regardless of age and baseline renal function.

6.2 Postmarketing Experience

The following adverse reactions have been identified during post-approval use of ticagrelor. Because these reactions are reported voluntarily from a population of an unknown size, it is not always possible to reliably estimate their frequency or establish a causal relationship to drug exposure.

Blood and lymphatic system disorders: Thrombotic Thrombocytopenic Purpura (TTP) has been rarely reported with the use of ticagrelor. TTP is a serious condition which can occur after a brief exposure (<2 weeks) and requires prompt treatment.

Immune system disorders: Hypersensitivity reactions including angioedema [see *Contraindications (4.3)*].

Skin and subcutaneous tissue disorders: Rash

7 DRUG INTERACTIONS

7.1 Strong CYP3A Inhibitors

Strong CYP3A inhibitors substantially increase ticagrelor exposure and so increase the risk of dyspnea, bleeding, and other adverse events. Avoid use of strong inhibitors of CYP3A (e.g., ketoconazole, itraconazole, voriconazole, clarithromycin, nefazodone, ritonavir, saquinavir, nelfinavir, indinavir, atazanavir and telithromycin) [see *Clinical*

Pharmacology (12.3)].

7.2 Strong CYP3A Inducers

Strong CYP3A inducers substantially reduce ticagrelor exposure and so decrease the efficacy of ticagrelor. Avoid use with strong inducers of CYP3A (e.g., rifampin, phenytoin, carbamazepine and phenobarbital) [*see Clinical Pharmacology (12.3)]*.

7.3 Aspirin

Use of ticagrelor with aspirin maintenance doses above 100 mg reduced the effectiveness of ticagrelor [*see Warnings and Precautions (5.2) and Clinical Studies (14.1)]*.

7.4 Opioids

As with other oral P2Y₁₂ inhibitors, co-administration of opioid agonists delay and reduce the absorption of ticagrelor and its active metabolite presumably because of slowed gastric emptying [*see Clinical Pharmacology (12.3)]*. Consider the use of a parenteral anti-platelet agent in acute coronary syndrome patients requiring co-administration of morphine or other opioid agonists.

7.5 Simvastatin, Lovastatin

Ticagrelor increases serum concentrations of simvastatin and lovastatin because these drugs are metabolized by CYP3A4. Avoid simvastatin and lovastatin doses greater than 40 mg [*see Clinical Pharmacology (12.3)]*.

7.6 Digoxin

Ticagrelor inhibits the P-glycoprotein transporter; monitor digoxin levels with initiation of or change in ticagrelor therapy [*see Clinical Pharmacology (12.3)]*.

8 USE IN SPECIFIC POPULATIONS

8.1 Pregnancy

Risk Summary

Available data from case reports with ticagrelor use in pregnant women have not identified a drug-associated risk of major birth defects, miscarriage, or adverse maternal or fetal outcomes. Ticagrelor given to pregnant rats and pregnant rabbits during organogenesis caused structural abnormalities in the offspring at maternal doses about 5 to 7 times the maximum recommended human dose (MRHD) based on body surface area. When ticagrelor was given to rats during late gestation and lactation, pup death and effects on pup growth were seen at approximately 10 times the MRHD (*see Data*).

The estimated background risk of major birth defects and miscarriage for the indicated population is unknown. All pregnancies have a background risk of birth defect, loss, or other adverse outcomes. In the U.S. general population, the estimated background risk of major birth defects and miscarriage in clinically recognized pregnancies is 2% to 4% and 15% to 20%, respectively.

Data

Animal Data

In reproductive toxicology studies, pregnant rats received ticagrelor during organogenesis at doses from 20 to 300 mg/kg/day. 20 mg/kg/day is approximately the same as the MRHD of 90 mg twice daily for a 60 kg human on a mg/m² basis. Adverse outcomes in offspring occurred at doses of 300 mg/kg/day (16.5 times the MRHD on a mg/m² basis) and included supernumerary liver lobe and ribs, incomplete ossification of sternbrae, displaced articulation of pelvis, and misshapen/misaligned sternbrae. At the mid-dose of 100 mg/kg/day (5.5 times the MRHD on a mg/m² basis), delayed development of liver and skeleton was seen. When pregnant rabbits received ticagrelor during organogenesis at doses from 21 to 63 mg/kg/day, fetuses exposed to the highest maternal dose of 63 mg/kg/day (6.8 times the MRHD on a mg/m² basis) had delayed gall bladder development and incomplete ossification of the hyoid, pubis and sternbrae occurred.

In a prenatal/postnatal study, pregnant rats received ticagrelor at doses of 10 to 180 mg/kg/day during late gestation and lactation. Pup death and effects on pup growth were observed at 180 mg/kg/day (approximately 10 times the MRHD on a mg/m² basis). Relatively minor effects such as delays in pinna unfolding and eye opening occurred at doses of 10 and 60 mg/kg (approximately one-half and 3.2 times the MRHD on a mg/m² basis).

8.2 Lactation

Risk Summary

There are no data on the presence of ticagrelor or its metabolites in human milk, the effects on the breastfed infant, or the effects on milk production. Ticagrelor and its metabolites were present in rat milk at higher concentrations than in maternal plasma. When a drug is present in animal milk, it is likely that the drug will be present in human milk. Breastfeeding is not recommended during treatment with ticagrelor.

8.4 Pediatric Use

The safety and effectiveness of ticagrelor in pediatric patients have not been established.

8.5 Geriatric Use

About half of the patients in PLATO, PEGASUS and THEMIS were ≥ 65 years of age and about 15% were ≥ 75 years of age. No overall differences in safety or effectiveness were observed between elderly and younger patients.

8.6 Hepatic Impairment

Ticagrelor is metabolized by the liver and impaired hepatic function can increase risks for bleeding and other adverse events. Avoid use of ticagrelor in patients with severe hepatic impairment. There is limited experience with ticagrelor in patients with moderate hepatic impairment; consider the risks and benefits of treatment, noting the probable increase in exposure to ticagrelor. No dosage adjustment is needed in patients with mild hepatic impairment [*see Warnings and Precautions (5.5) and Clinical Pharmacology (12.3)*].

8.7 Renal Impairment

No dosage adjustment is needed in patients with renal impairment [see *Clinical Pharmacology* (12.3)].

Patients with End-Stage Renal Disease on dialysis

Clinical efficacy and safety studies with ticagrelor did not enroll patients with end-stage renal disease (ESRD) on dialysis. In patients with ESRD maintained on intermittent hemodialysis, no clinically significant difference in concentrations of ticagrelor and its metabolite and platelet inhibition are expected compared to those observed in patients with normal renal function [see *Clinical Pharmacology* (12.3)]. It is not known whether these concentrations will lead to similar reductions in risk of CV death, myocardial infarction or stroke or similar bleeding risk in patients with ESRD on dialysis as were seen in PLATO, PEGASUS, and THEMIS.

10 OVERDOSAGE

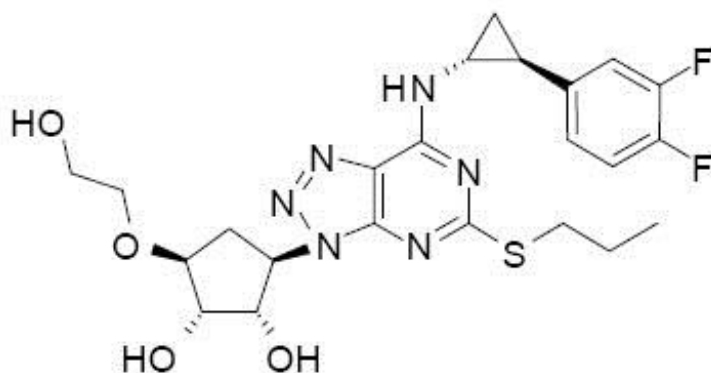
There is currently no known treatment to reverse the effects of ticagrelor, and ticagrelor is not dialyzable. Treatment of overdose should follow local standard medical practice. Bleeding is the expected pharmacologic effect of overdosing. If bleeding occurs, appropriate supportive measures should be taken.

Platelet transfusion did not reverse the antiplatelet effect of ticagrelor in healthy volunteers and is unlikely to be of clinical benefit in patients with bleeding.

Other effects of overdose may include gastrointestinal effects (nausea, vomiting, diarrhea) or ventricular pauses. Monitor the ECG.

11 DESCRIPTION

Ticagrelor tablets contain ticagrelor, a cyclopentyltriazolopyrimidine, inhibitor of platelet activation and aggregation mediated by the P2Y₁₂ ADP-receptor. Chemically it is (1*S*,2*S*,3*R*,5*S*)-3-[7-[[*(*1*R*,2*S*)-2-(3,4-difluorophenyl)cyclopropyl]amino]-5-(propylthio)-3*H*-[1,2,3]-triazolo[4,5-*d*]pyrimidin-3-yl]-5-(2-hydroxyethoxy)cyclopentane-1,2-diol. The empirical formula of ticagrelor is C₂₃H₂₈F₂N₆O₄S and its molecular weight is 522.57. The chemical structure of ticagrelor is:



Ticagrelor is a crystalline powder with an aqueous solubility of approximately 10 mcg/mL at room temperature.

Ticagrelor tablets for oral administration contain 90 mg of ticagrelor and the following inactive ingredients: colloidal silicon dioxide, crospovidone, hypromellose, iron oxide yellow, magnesium stearate, microcrystalline cellulose, polyethylene glycol, povidone, sodium starch glycolate, talc and titanium dioxide.

12 CLINICAL PHARMACOLOGY

12.1 Mechanism of Action

Ticagrelor and its major metabolite reversibly interact with the platelet P2Y₁₂ ADP-receptor to prevent signal transduction and platelet activation. Ticagrelor and its active metabolite are approximately equipotent.

12.2 Pharmacodynamics

The inhibition of platelet aggregation (IPA) by ticagrelor and clopidogrel was compared in a 6-week study examining both acute and chronic platelet inhibition effects in response to 20 µM ADP as the platelet aggregation agonist.

The onset of IPA was evaluated on Day 1 of the study following loading doses of 180 mg ticagrelor or 600 mg clopidogrel. As shown in Figure 4, IPA was higher in the ticagrelor group at all time points. The maximum IPA effect of ticagrelor was reached at around 2 hours, and was maintained for at least 8 hours.

The offset of IPA was examined after 6 weeks on ticagrelor 90 mg twice daily or clopidogrel 75 mg daily, again in response to 20 µM ADP.

As shown in Figure 5, mean maximum IPA following the last dose of ticagrelor was 88% and 62% for clopidogrel. The insert in Figure 5 shows that after 24 hours, IPA in the ticagrelor group (58%) was similar to IPA in clopidogrel group (52%), indicating that patients who miss a dose of ticagrelor would still maintain IPA similar to the trough IPA of patients treated with clopidogrel. After 5 days, IPA in the ticagrelor group was similar to IPA in the placebo group. It is not known how either bleeding risk or thrombotic risk track with IPA, for either ticagrelor or clopidogrel.

Figure 4: Mean inhibition of platelet aggregation (±SE) following single oral doses of placebo, 180 mg ticagrelor or 600 mg clopidogrel

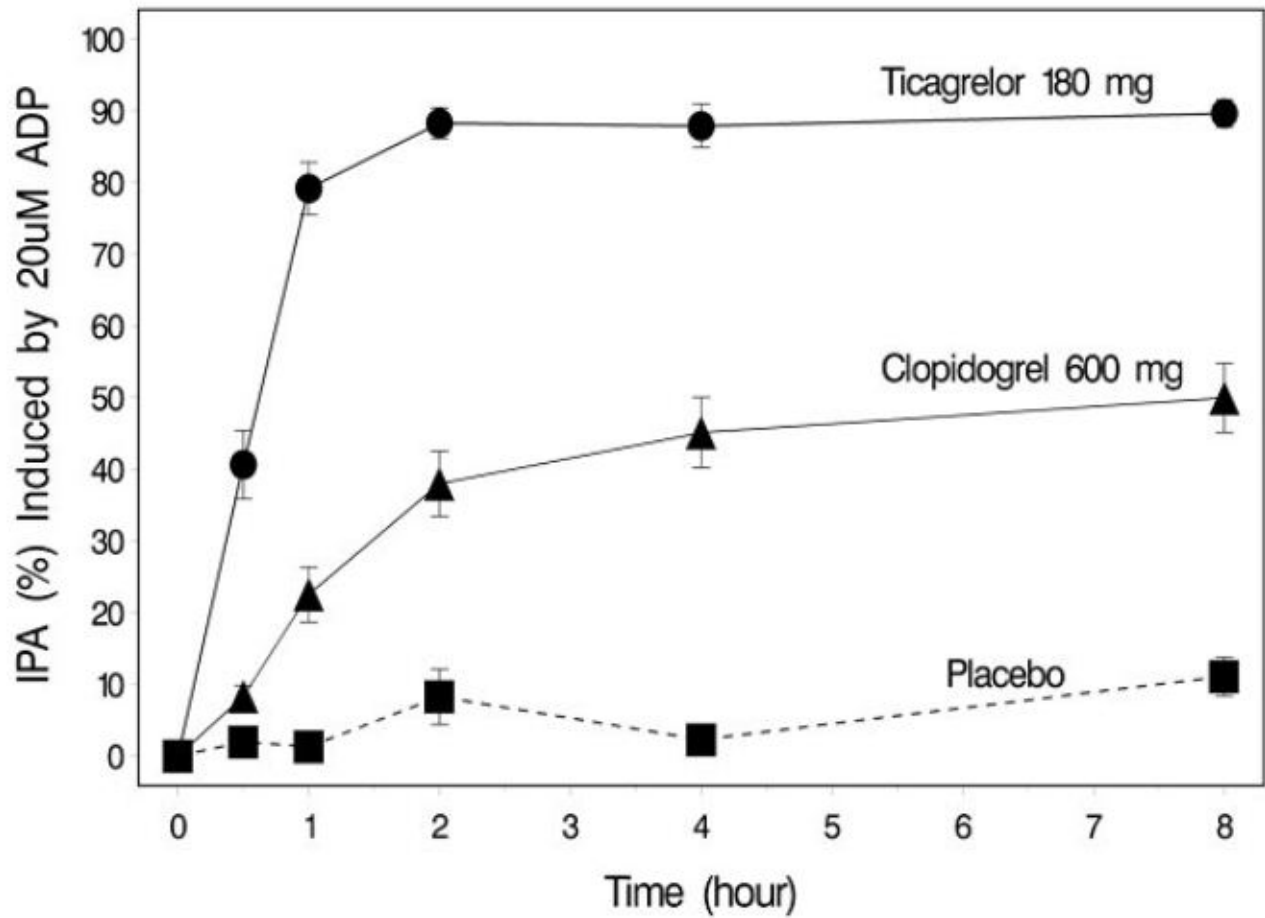
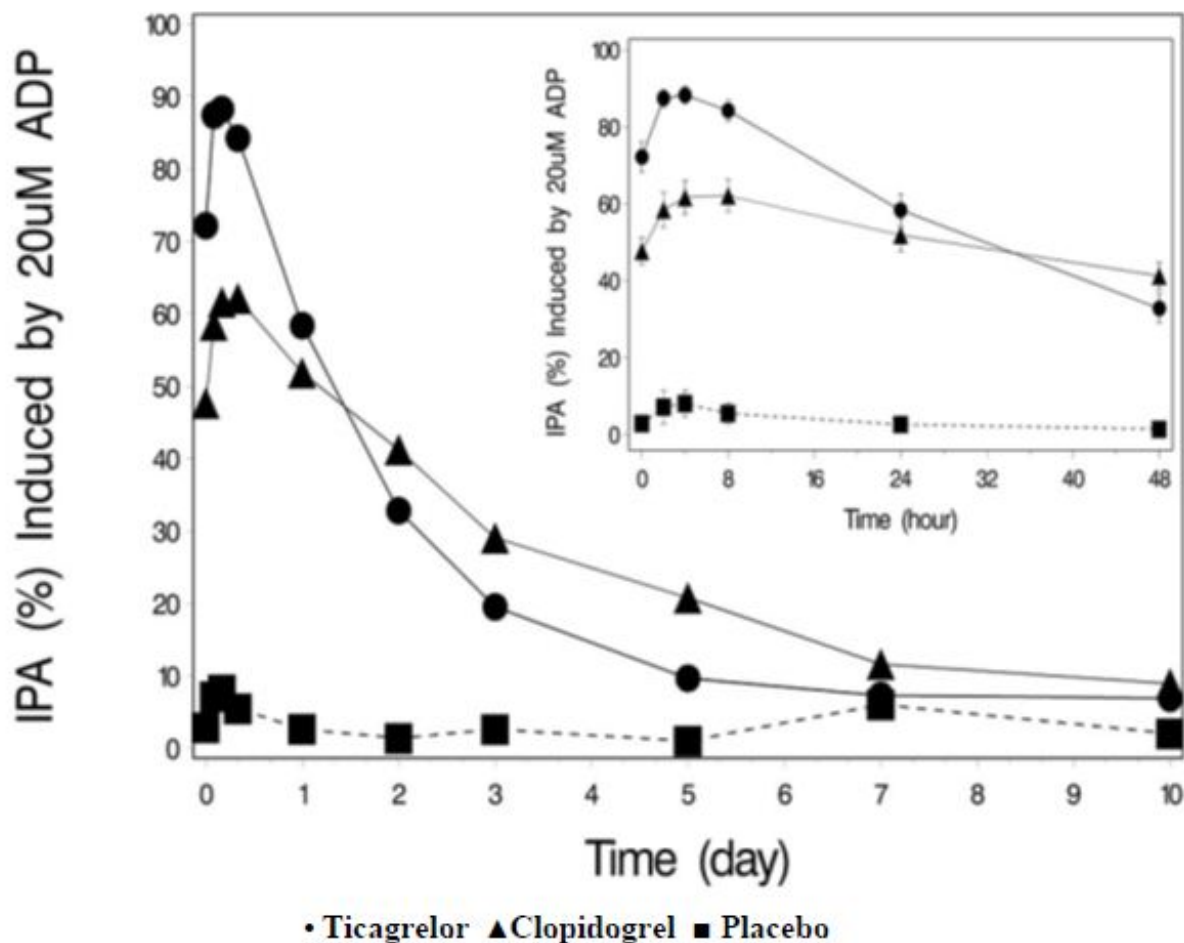


Figure 5: Mean inhibition of platelet aggregation (IPA) following 6 weeks on placebo, ticagrelor 90 mg twice daily, or clopidogrel 75 mg daily



Transitioning from clopidogrel to ticagrelor resulted in an absolute IPA increase of 26.4% and from ticagrelor to clopidogrel resulted in an absolute IPA decrease of 24.5%. Patients can be transitioned from clopidogrel to ticagrelor without interruption of antiplatelet effect [see *Dosage and Administration (2)*].

12.3 Pharmacokinetics

Ticagrelor demonstrates dose proportional pharmacokinetics, which are similar in patients and healthy volunteers.

Absorption

Ticagrelor tablets can be taken with or without food. Absorption of ticagrelor occurs with a median t_{max} of 1.5 h (range 1.0 to 4.0). The formation of the major circulating metabolite AR-C124910XX (active) from ticagrelor occurs with a median t_{max} of 2.5 h (range 1.5 to 5.0).

The mean absolute bioavailability of ticagrelor is about 36% (range 30% to 42%). Ingestion of a high-fat meal had no effect on ticagrelor C_{max} , but resulted in a 21% increase in AUC. The C_{max} of its major metabolite was decreased by 22% with no change in AUC.

Ticagrelor as crushed tablets mixed in water, given orally or administered through a nasogastric tube into the stomach, is bioequivalent to whole tablets (AUC and C_{max} within 80% to 125% for ticagrelor and AR-C124910XX) with a median t_{max} of 1.0 hour (range 1.0 to 4.0) for ticagrelor and 2.0 hours (range 1.0 to 8.0) for AR-C124910XX.

Distribution

The steady-state volume of distribution of ticagrelor is 88 L. Ticagrelor and the active metabolite are extensively bound to human plasma proteins (> 99%).

Metabolism

CYP3A4 is the major enzyme responsible for ticagrelor metabolism and the formation of its major active metabolite. Ticagrelor and its major active metabolite are weak P-glycoprotein substrates and inhibitors. The systemic exposure to the active metabolite is approximately 30% to 40% of the exposure of ticagrelor.

Excretion

The primary route of ticagrelor elimination is hepatic metabolism. When radiolabeled ticagrelor is administered, the mean recovery of radioactivity is approximately 84% (58% in feces, 26% in urine). Recoveries of ticagrelor and the active metabolite in urine were both less than 1% of the dose. The primary route of elimination for the major metabolite of ticagrelor is most likely to be biliary secretion. The mean $t_{1/2}$ is approximately 7 hours for ticagrelor and 9 hours for the active metabolite.

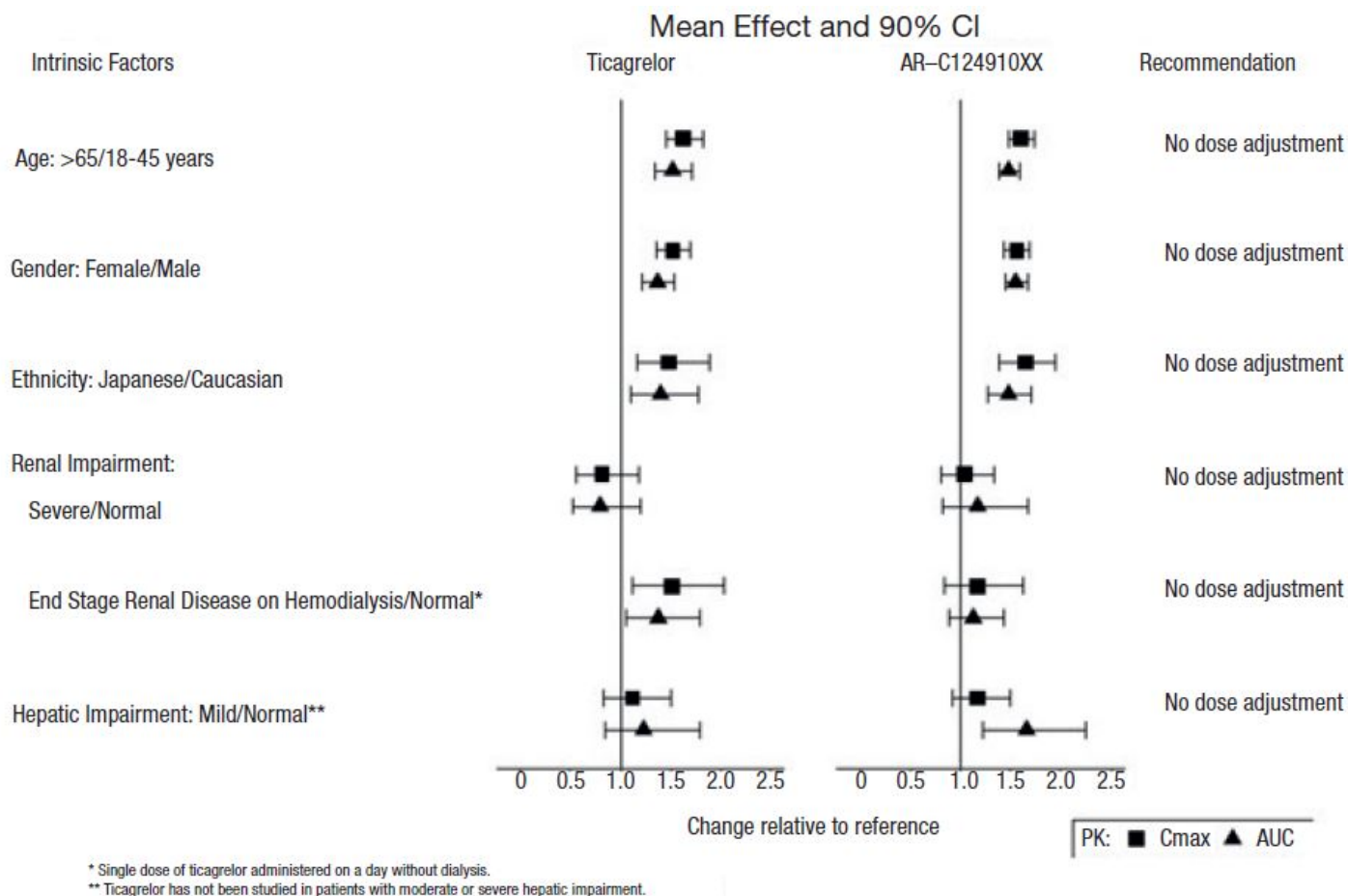
Specific Populations

The effects of age, gender, ethnicity, renal impairment and mild hepatic impairment on the pharmacokinetics of ticagrelor are presented in Figure 6. Effects are modest and do not require dose adjustment.

Patients with End-Stage Renal Disease on Hemodialysis

In patients with end stage renal disease on hemodialysis AUC and C_{max} of ticagrelor 90 mg administered on a day without dialysis were 38% and 51% higher respectively, compared to subjects with normal renal function. A similar increase in exposure was observed when ticagrelor was administered immediately prior to dialysis showing that ticagrelor is not dialyzable. Exposure of the active metabolite increased to a lesser extent. The IPA effect of ticagrelor was independent of dialysis in patients with end stage renal disease and similar to healthy adults with normal renal function.

Figure 6: Impact of intrinsic factors on the pharmacokinetics of ticagrelor



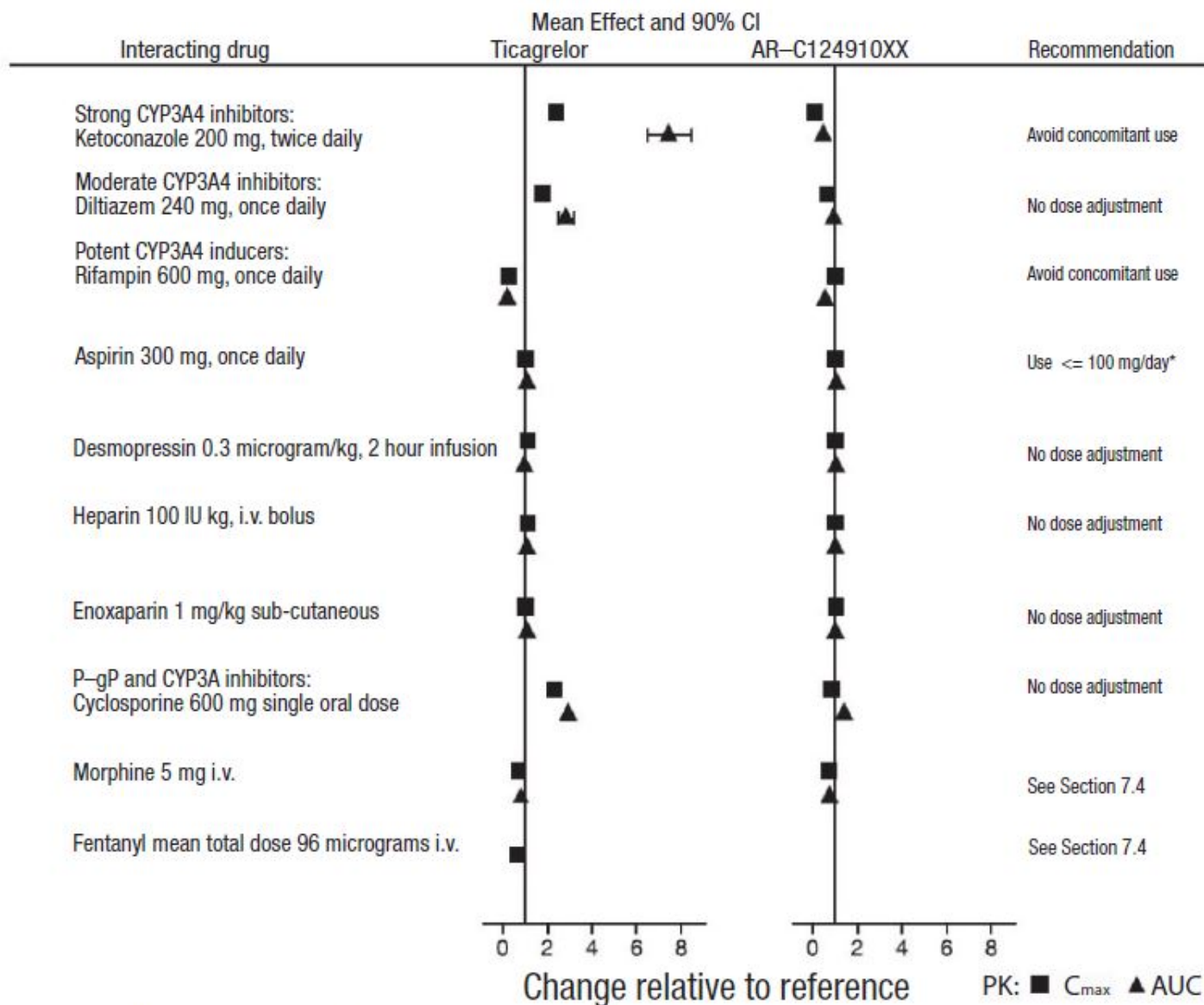
Effects of Other Drugs on Ticagrelor

CYP3A4 is the major enzyme responsible for ticagrelor metabolism and the formation of its major active metabolite. The effects of other drugs on the pharmacokinetics of ticagrelor are presented in Figure 7 as change relative to ticagrelor given alone (test/reference). Strong CYP3A inhibitors (e.g., ketoconazole, itraconazole, and clarithromycin) substantially increase ticagrelor exposure. Moderate CYP3A inhibitors have lesser effects (e.g., diltiazem). CYP3A inducers (e.g., rifampin) substantially reduce ticagrelor blood levels. P-gp inhibitors (e.g., cyclosporine) increase ticagrelor exposure.

Co-administration of 5 mg intravenous morphine with 180 mg loading dose of ticagrelor decreased observed mean ticagrelor exposure by up to 25% in healthy adults and up to 36% in ACS patients undergoing PCI. T_{max} was delayed by 1 to 2 hours. Exposure of the active metabolite decreased to a similar extent. Morphine co-administration did not delay or decrease platelet inhibition in healthy adults. Mean platelet aggregation was higher up to 3 hours post loading dose in ACS patients co-administered with morphine.

Co-administration of intravenous fentanyl with 180 mg loading dose of ticagrelor in ACS patients undergoing PCI resulted in similar effects on ticagrelor exposure and platelet inhibition.

Figure 7: Effect of co-administered drugs on the pharmacokinetics of ticagrelor

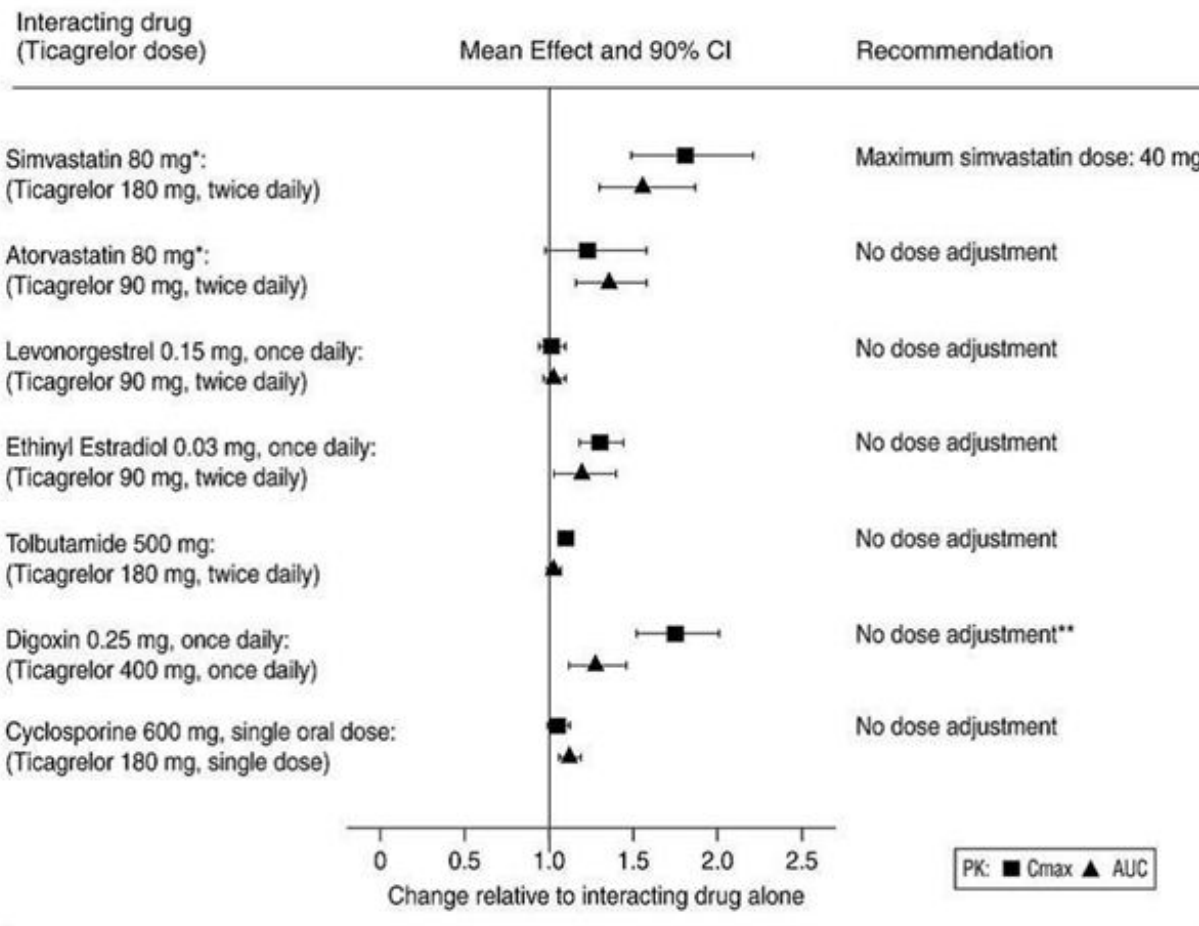


*See Dosage and Administration (2).

Effects of Ticagrelor on Other Drugs

In vitro metabolism studies demonstrate that ticagrelor and its major active metabolite are weak inhibitors of CYP3A4, potential activators of CYP3A5 and inhibitors of the P-gp transporter. Ticagrelor and AR-C124910XX were shown to have no inhibitory effect on human CYP1A2, CYP2C19, and CYP2E1 activity. For specific *in vivo* effects on the pharmacokinetics of simvastatin, atorvastatin, ethinyl estradiol, levonorgestrel, tolbutamide, digoxin and cyclosporine, see Figure 8.

Figure 8: Impact of ticagrelor on the pharmacokinetics of co-administered drugs



*Similar increases in AUC and C_{max} were observed for all metabolites
 **Monitor digoxin levels with initiation of or change in Ticagrelor therapy

12.5 Pharmacogenetics

In a genetic substudy cohort of PLATO, the rate of thrombotic CV events in the ticagrelor arm did not depend on CYP2C19 loss of function status.

13 NONCLINICAL TOXICOLOGY

13.1 Carcinogenesis, Mutagenesis, Impairment of Fertility

Carcinogenesis

Ticagrelor was not carcinogenic in the mouse at doses up to 250 mg/kg/day or in the male rat at doses up to 120 mg/kg/day (19 and 15 times the MRHD of 90 mg twice daily on the basis of AUC, respectively). Uterine carcinomas, uterine adenocarcinomas and hepatocellular adenomas were seen in female rats at doses of 180 mg/kg/day (29-fold the maximally recommended dose of 90 mg twice daily on the basis of AUC), whereas 60 mg/kg/day (8-fold the MRHD based on AUC) was not carcinogenic in female rats.

Mutagenesis

Ticagrelor did not demonstrate genotoxicity when tested in the Ames bacterial mutagenicity test, mouse lymphoma assay and the rat micronucleus test. The active O-demethylated metabolite did not demonstrate genotoxicity in the Ames assay and

mouse lymphoma assay.

Impairment of Fertility

Ticagrelor had no effect on male fertility at doses up to 180 mg/kg/day or on female fertility at doses up to 200 mg/kg/day (> 15-fold the MRHD on the basis of AUC). Doses of ≥ 10 mg/kg/day given to female rats caused an increased incidence of irregular duration estrus cycles (1.5-fold the MRHD based on AUC).

14 CLINICAL STUDIES

14.1 Acute Coronary Syndromes and Secondary Prevention after Myocardial Infarction

PLATO

PLATO (NCT00391872) was a randomized double-blind study comparing ticagrelor (N=9,333) to clopidogrel (N=9,291), both given in combination with aspirin and other standard therapy, in patients with acute coronary syndromes (ACS), who presented within 24 hours of onset of the most recent episode of chest pain or symptoms. The study's primary endpoint was the composite of first occurrence of cardiovascular death, non-fatal MI (excluding silent MI), or non-fatal stroke.

Patients who had already been treated with clopidogrel could be enrolled and randomized to either study treatment. Patients with previous intracranial hemorrhage, gastrointestinal bleeding within the past 6 months, or with known bleeding diathesis or coagulation disorder were excluded. Patients taking anticoagulants were excluded from participating and patients who developed an indication for anticoagulation during the trial were discontinued from study drug. Patients could be included whether there was intent to manage the ACS medically or invasively, but patient randomization was not stratified by this intent.

All patients randomized to ticagrelor received a loading dose of 180 mg followed by a maintenance dose of 90 mg twice daily. Patients in the clopidogrel arm were treated with an initial loading dose of clopidogrel 300 mg, if clopidogrel therapy had not already been given. Patients undergoing PCI could receive an additional 300 mg of clopidogrel at investigator discretion. A daily maintenance dose of aspirin 75 mg to 100 mg was recommended, but higher maintenance doses of aspirin were allowed according to local judgment. Patients were treated for at least 6 months and for up to 12 months.

PLATO patients were predominantly male (72%) and Caucasian (92%). About 43% of patients were > 65 years and 15% were > 75 years. Median exposure to study drug was 276 days. About half of the patients received pre-study clopidogrel and about 99% of the patients received aspirin at some time during PLATO. About 35% of patients were receiving a statin at baseline and 93% received a statin sometime during PLATO.

Table 7 shows the study results for the primary composite endpoint and the contribution of each component to the primary endpoint. Separate secondary endpoint analyses are shown for the overall occurrence of CV death, MI, and stroke and overall mortality.

Table 7: Patients with outcome events (PLATO)

	Ticagrelor* N=9,333	Clopidogrel N=9,291	Hazard Ratio (95% CI)	p-value
	Events / 1000 patient years	Events / 1000 patient years		
Composite of CV death, MI, or stroke	111	131	0.84 (0.77, 0.92)	0.0003
CV death	32	43	0.74	
Non-fatal MI	64	76	0.84	
Non-fatal stroke	15	12	1.24	
Secondary endpoints [†]				
CV death	45	57	0.79 (0.69, 0.91)	0.0013
MI [‡]	65	76	0.84 (0.75, 0.95)	0.0045
Stroke [‡]	16	14	1.17 (0.91, 1.52)	0.22
All-cause mortality	51	65	0.78 (0.69, 0.89)	0.0003

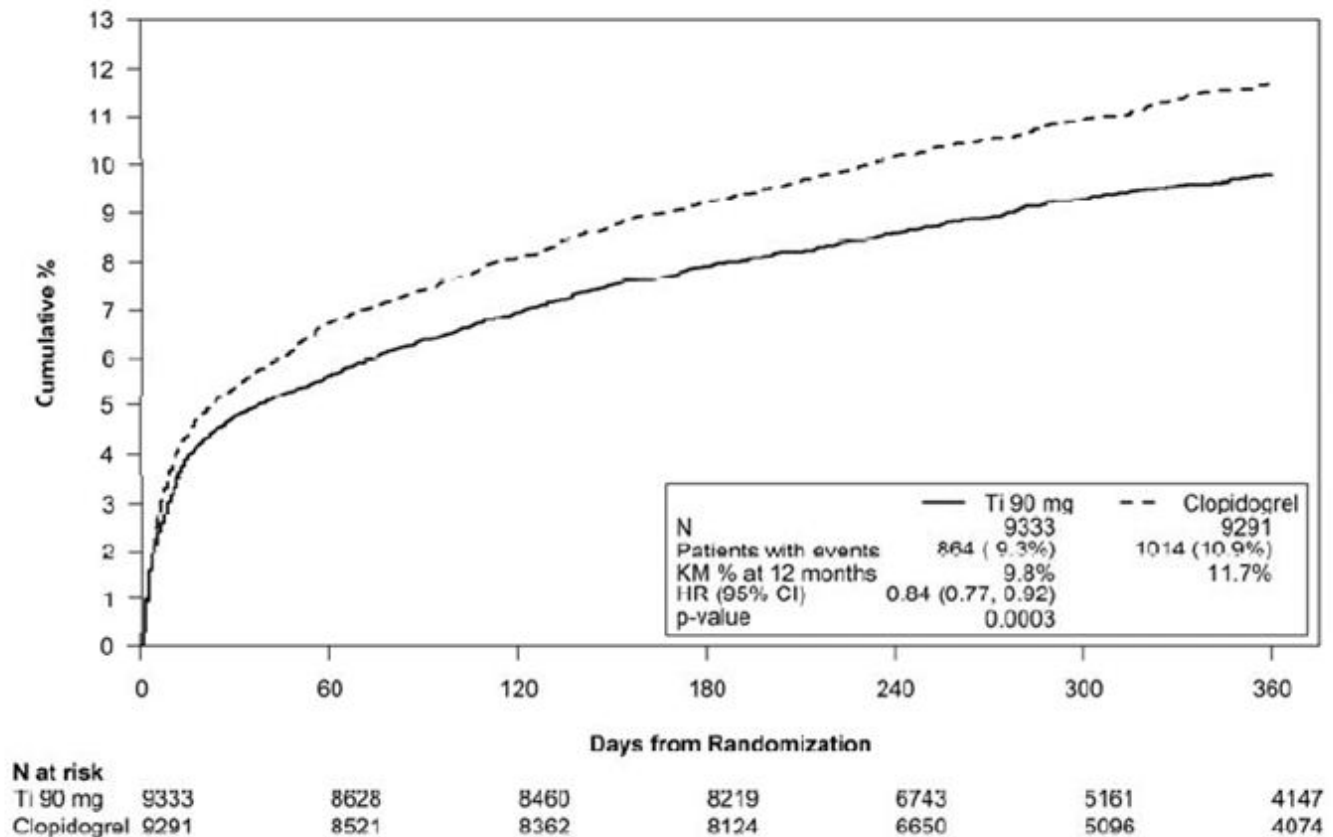
* Dosed at 90 mg bid.

†Note: rates of first events for the components CV Death, MI and Stroke are the actual rates for first events for each component and do not add up to the overall rate of events in the composite endpoint.

‡Including patients who could have had other non-fatal events or died.

The Kaplan-Meier curve (Figure 9) shows time to first occurrence of the primary composite endpoint of CV death, non-fatal MI or non-fatal stroke in the overall study.

Figure 9: Time to first occurrence of CV death, MI, or stroke (PLATO)



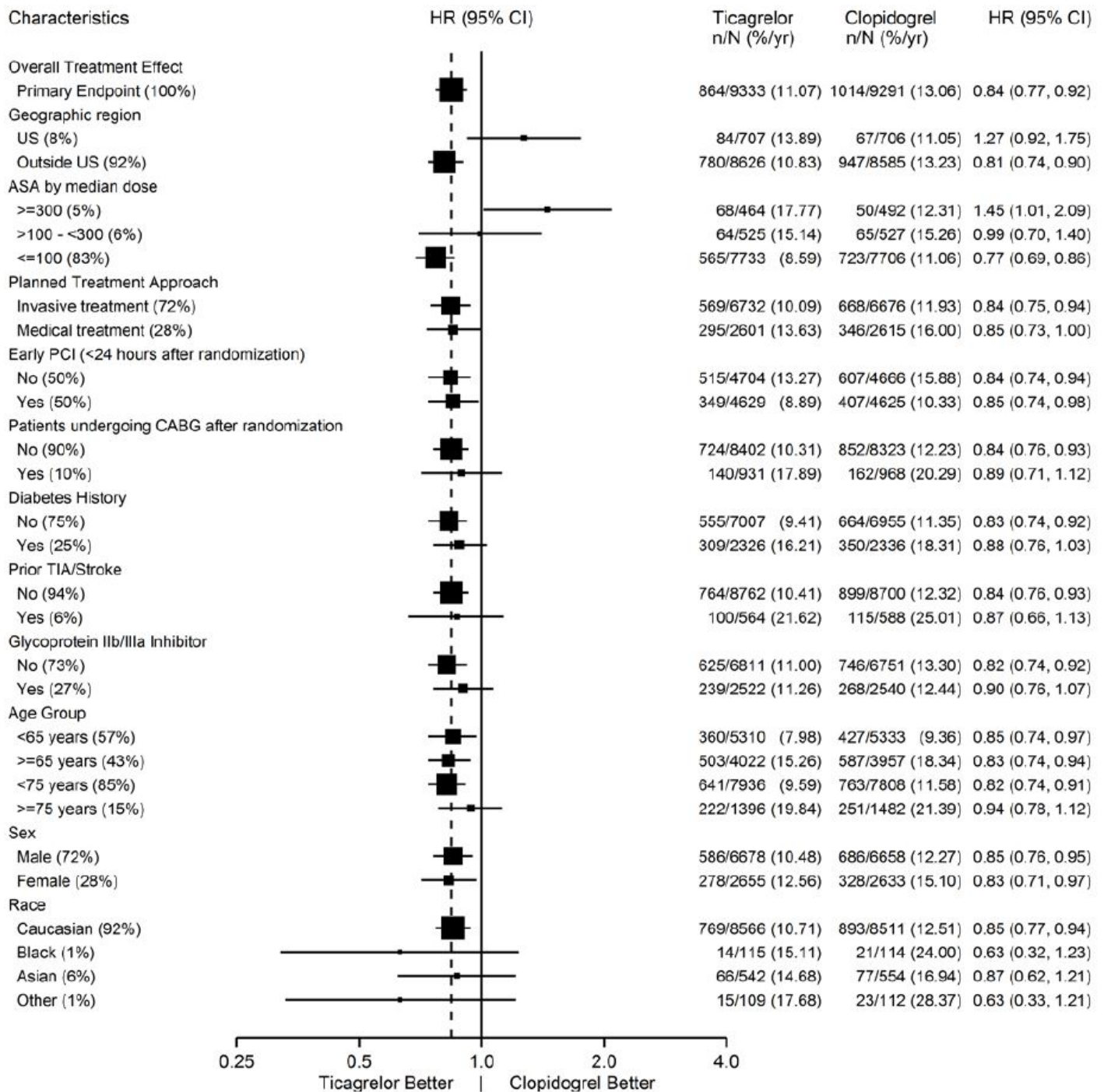
The curves separate by 30 days [relative risk reduction (RRR) 12%] and continue to diverge throughout the 12-month treatment period (RRR 16%).

Among 11,289 patients with PCI receiving any stent during PLATO, there was a lower risk of stent thrombosis (1.3% for adjudicated “definite”) than with clopidogrel (1.9%) (HR 0.67, 95% CI 0.50 to 0.91; $p=0.009$). The results were similar for drug-eluting and bare metal stents.

A wide range of demographic, concurrent baseline medications, and other treatment differences were examined for their influence on outcome. Some of these are shown in Figure 10. Such analyses must be interpreted cautiously, as differences can reflect the play of chance among a large number of analyses. Most of the analyses show effects consistent with the overall results, but there are two exceptions: a finding of heterogeneity by region and a strong influence of the maintenance dose of aspirin. These are considered further below.

Most of the characteristics shown are baseline characteristics, but some reflect post-randomization determinations (e.g., aspirin maintenance dose, use of PCI).

Figure 10: Subgroup analyses of (PLATO)



Note: The figure above presents effects in various subgroups most of which are baseline characteristics and most of which were pre-specified. The 95% confidence limits that are shown do not take into account how many comparisons were made, nor do they reflect the effect of a particular factor after adjustment for all other factors. Apparent homogeneity or heterogeneity among groups should not be over-interpreted.

Regional Differences

Results in the rest of the world compared to effects in North America (US and Canada) show a smaller effect in North America, numerically inferior to the control and driven by the US subset. The statistical test for the US/non-US comparison is statistically significant ($p=0.009$), and the same trend is present for both CV death and non-fatal MI. The individual results and nominal p -values, like all subset analyses, need cautious interpretation, and they could represent chance findings. The consistency of the

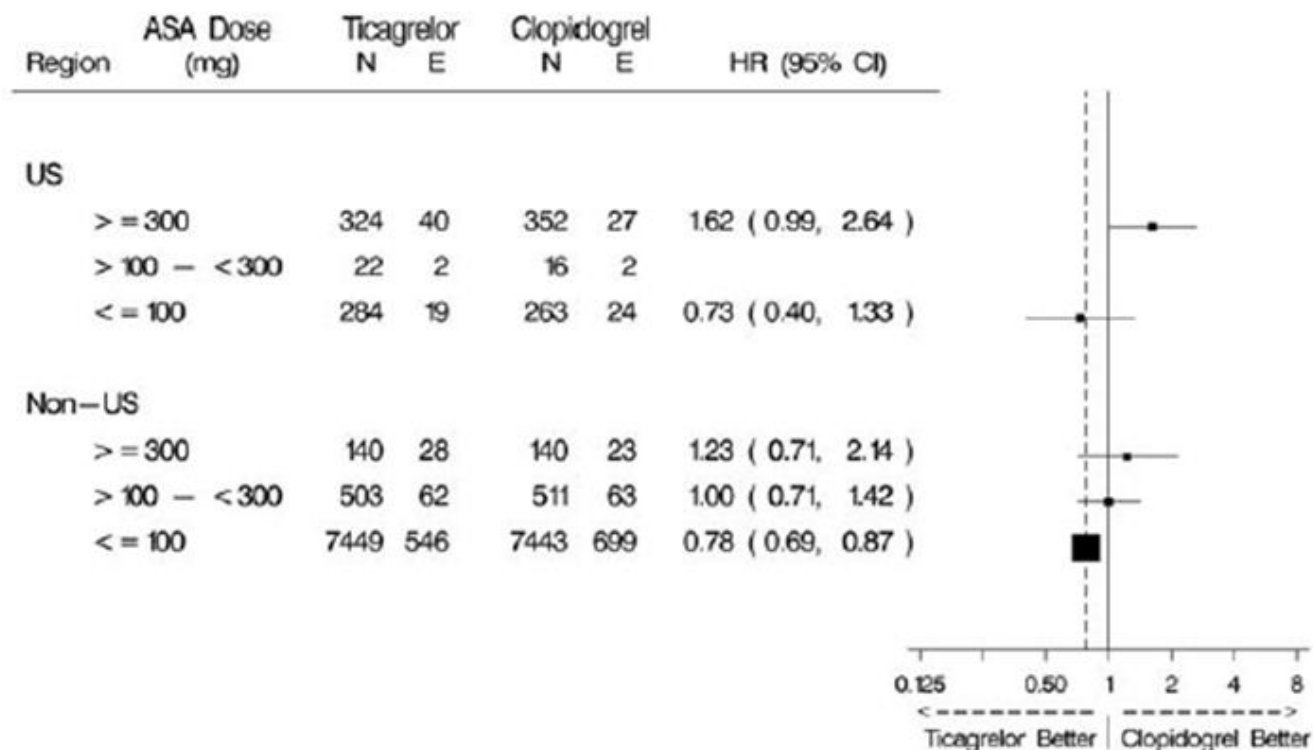
differences in both the CV mortality and non-fatal MI components, however, supports the possibility that the finding is reliable.

A wide variety of baseline and procedural differences between the US and non-US (including intended invasive vs. planned medical management, use of GIIb/IIIa inhibitors, use of drug eluting vs. bare-metal stents) were examined to see if they could account for regional differences, but with one exception, aspirin maintenance dose, these differences did not appear to lead to differences in outcome.

Aspirin Dose

The PLATO protocol left the choice of aspirin maintenance dose up to the investigator and use patterns were different in US sites from sites outside of the US. About 8% of non-US investigators administered aspirin doses above 100 mg, and about 2% administered doses above 300 mg. In the US, 57% of patients received doses above 100 mg and 54% received doses above 300 mg. Overall results favored ticagrelor when used with low maintenance doses (≤ 100 mg) of aspirin, and results analyzed by aspirin dose were similar in the US and elsewhere. Figure 10 shows overall results by median aspirin dose. Figure 11 shows results by region and dose.

Figure 11: CV death, MI, stroke by maintenance aspirin dose in the US and outside the US (PLATO)



Like any unplanned subset analysis, especially one where the characteristic is not a true baseline characteristic (but may be determined by usual investigator practice), the above analyses must be treated with caution. It is notable, however, that aspirin dose predicts outcome in both regions with a similar pattern, and that the pattern is similar for the two major components of the primary endpoint, CV death and non-fatal MI.

Despite the need to treat such results cautiously, there appears to be good reason to restrict aspirin maintenance dosage accompanying ticagrelor to 100 mg. Higher doses do not have an established benefit in the ACS setting, and there is a strong suggestion that use of such doses reduces the effectiveness of ticagrelor.

PEGASUS

The PEGASUS TIMI-54 study (NCT01225562) was a 21,162-patient, randomized, double-blind, placebo-controlled, parallel-group study. Two doses of ticagrelor, either 90 mg twice daily or 60 mg twice daily, co-administered with 75 mg to 150 mg of aspirin, were compared to aspirin therapy alone in patients with history of MI. The primary endpoint was the composite of first occurrence of CV death, non-fatal MI and non-fatal stroke. CV death and all-cause mortality were assessed as secondary endpoints.

Patients were eligible to participate if they were ≥ 50 years old, with a history of MI 1 to 3 years prior to randomization, and had at least one of the following risk factors for thrombotic cardiovascular events: age ≥ 65 years, diabetes mellitus requiring medication, at least one other prior MI, evidence of multivessel coronary artery disease, or creatinine clearance < 60 mL/min. Patients could be randomized regardless of their prior ADP receptor blocker therapy or a lapse in therapy. Patients requiring or who were expected to require renal dialysis during the study were excluded. Patients with any previous intracranial hemorrhage, gastrointestinal bleeding within the past 6 months, or with known bleeding diathesis or coagulation disorder were excluded. Patients taking anticoagulants were excluded from participating and patients who developed an indication for anticoagulation during the trial were discontinued from study drug. A small number of patients with a history of stroke were included. Based on information external to PEGASUS, 102 patients with a history of stroke (90 of whom received study drug) were terminated early and no further such patients were enrolled.

Patients were treated for at least 12 months and up to 48 months with a median follow up time of 33 months.

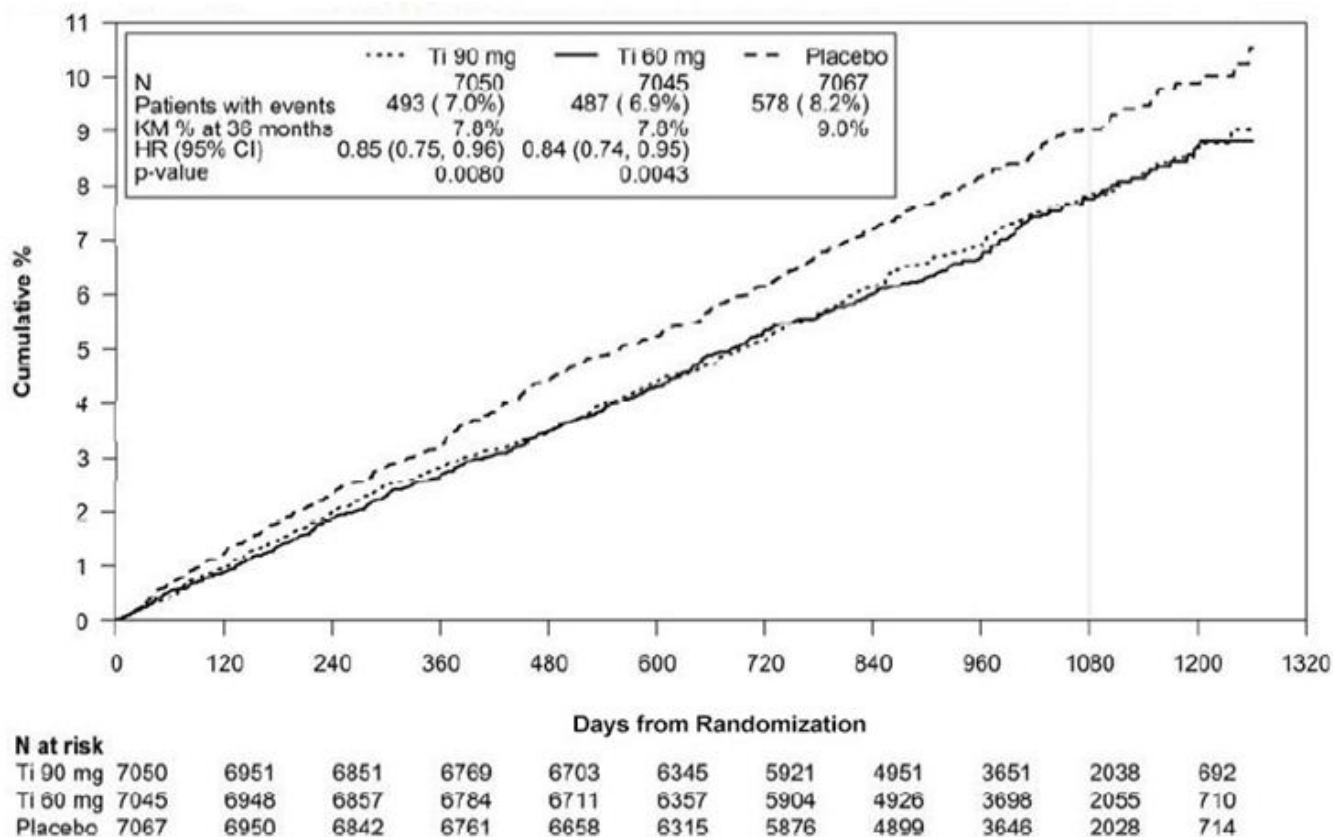
Patients were predominantly male (76%) Caucasian (87%) with a mean age 65 years, and 99.8% of patients received prior aspirin therapy. See Table 8 for key baseline features.

Table 8: Baseline features (PEGASUS)

Demographic	% Patients
< 65 years	45%
Diabetes	32%
Multivessel disease	59%
History of > 1 MI	17%
Chronic non-end stage renal disease	19%
Stent	80%
Prior P2Y ₁₂ platelet inhibitor therapy	89%
Lipid lowering therapy	94%

The Kaplan-Meier curve (Figure 12) shows time to first occurrence of the primary composite endpoint of CV death, non-fatal MI or non-fatal stroke.

Figure 12: Time to First Occurrence of CV death, MI or Stroke (PEGASUS)



Ti = Ticagrelor BID; CI = Confidence interval; HR = Hazard ratio; KM = Kaplan-Meier; N = Number of patients.

Both the 60 mg and 90 mg regimens of ticagrelor in combination with aspirin were superior to aspirin alone in reducing the incidence of CV death, MI or stroke. The absolute risk reductions for ticagrelor plus aspirin vs. aspirin alone were 1.27% and 1.19% for the 60 mg and 90 mg regimens, respectively. Although the efficacy profiles of the two regimens were similar, the lower dose had lower risks of bleeding and dyspnea.

Table 9 shows the results for the 60 mg plus aspirin regimen vs. aspirin alone.

Table 9: Incidences of the primary composite endpoint, primary composite endpoint components, and secondary endpoints (PEGASUS)

	Ticagrelor* N=7,045	Placebo N=7,067	HR (95% CI)	p-value
	Events / 1000 patient years	Events / 1000 patient years		
Time to first CV death, MI, or stroke [†]	26	31	0.84 (0.74, 0.95)	0.0043
CV Death ^{‡, §}	9	11	0.83 (0.68, 1.01)	
Myocardial infarction [§]	15	18	0.84 (0.72, 0.98)	
Stroke [§]	5	7	0.75 (0.57, 0.98)	

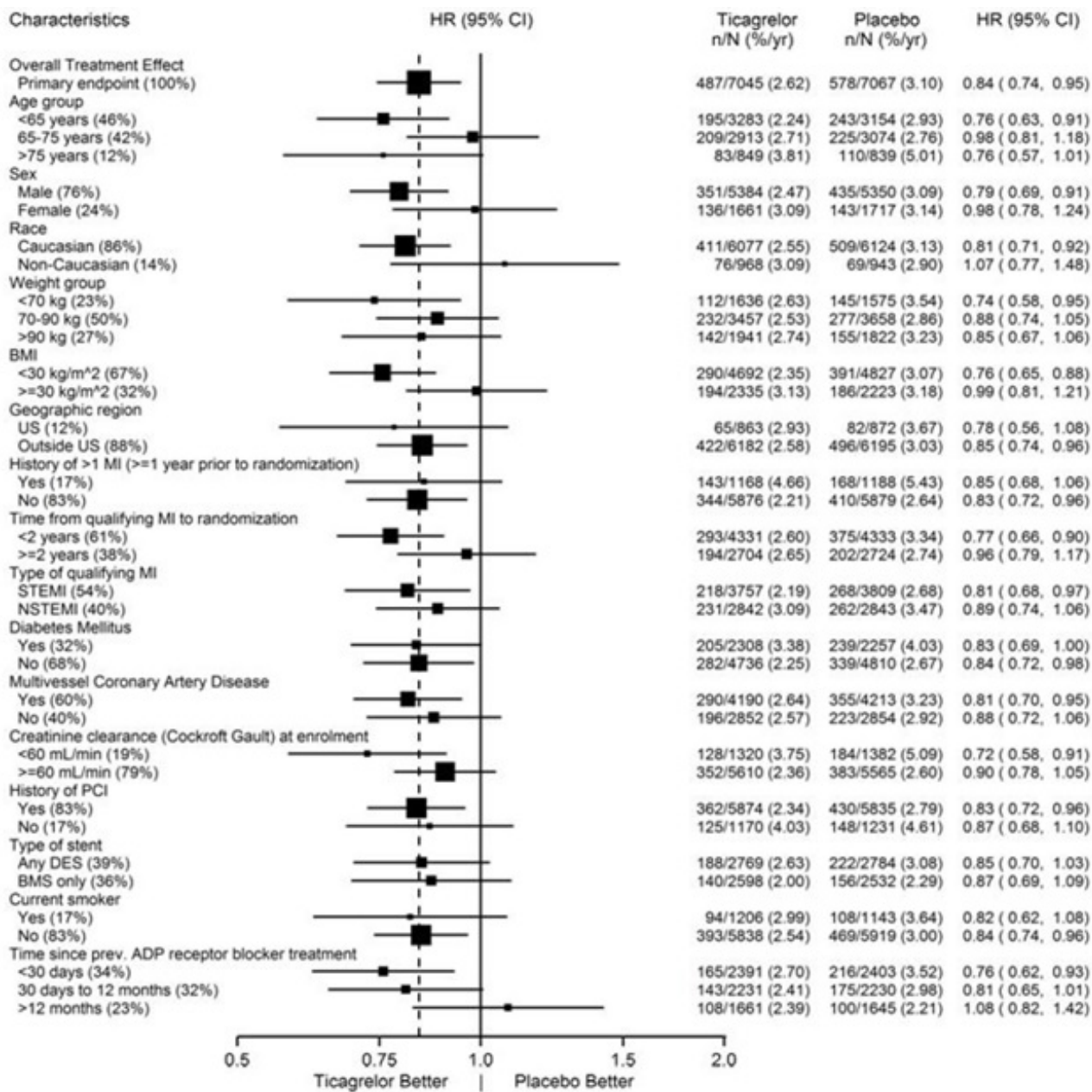
All-cause mortality [‡]	16	18	0.89 (0.70, 1.04)
----------------------------------	----	----	-------------------

CI = Confidence interval; CV = Cardiovascular; HR = Hazard ratio; MI = Myocardial infarction; N = Number of patients.
*60 mg BID
[†]Primary composite endpoint
[‡]Secondary endpoints
[§] The event rate for the components CV death, MI and stroke are calculated from the actual number of first events for each component.

In PEGASUS, the relative risk reduction (RRR) for the composite endpoint from 1 to 360 days (17% RRR) and from 361 days and onwards (16% RRR) were similar.

The treatment effect of ticagrelor 60 mg over aspirin appeared similar across most pre-defined subgroups, see Figure 13.

Figure 13: Subgroup analyses of ticagrelor 60 mg (PEGASUS)



Note: The figure above presents effects in various subgroups all of which are baseline characteristics and most of which were pre-specified. The 95% confidence limits that are shown do not take into account how many comparisons were made, nor do they reflect the effect of a particular factor after adjustment for all other factors. Apparent homogeneity or heterogeneity among groups should not be over-interpreted.

14.2 Coronary Artery Disease but No Prior Stroke or Myocardial Infarction

THEMIS

The THEMIS study (NCT01991795) was a double-blind, parallel group, study in which 19,220 patients with CAD and Type 2 Diabetes Mellitus (T2DM) but no history of MI or stroke were randomized to twice daily ticagrelor or placebo, on a background of 75 mg to 150 mg of aspirin. The primary endpoint was the composite of first occurrence of CV death, MI, and stroke. CV death, MI, ischemic stroke, and all-cause death were assessed as secondary endpoints.

Patients were eligible to participate if they were ≥ 50 years old with CAD, defined as a

history of PCI or CABG, or angiographic evidence of $\geq 50\%$ lumen stenosis of at least 1 coronary artery and T2DM treated for at least 6 months with glucose-lowering medication. Patients with previous intracerebral hemorrhage, gastrointestinal bleeding within the past 6 months, known bleeding diathesis, and coagulation disorder were excluded. Patients taking anticoagulants or ADP receptor antagonists were excluded from participating, and patients who developed an indication for those medications during the trial were discontinued from study drug.

Patients were treated for a median of 33 months and up to 58 months.

Patients were predominantly male (69%) with a mean age of 66 years. At baseline, 80% had a history of coronary artery revascularization; 58% had undergone PCI, 29% had undergone a CABG and 7% had undergone both. The proportion of patients studied in the US was 12%. Patients in THEMIS had established CAD and other risk factors that put them at higher cardiovascular risk; see Table 10.

Table 10: Baseline risk factors (THEMIS)

Risk factor	% Patients
Type 2 Diabetes Mellitus	100%
Hypertension	92%
Dyslipidemia	87%
Multi-vessel CAD	62%
Obesity	43%
Heart failure	16%
Current smoking	11%
Chronic kidney disease	9%

Ticagrelor was superior to placebo in reducing the incidence of CV death, MI, or stroke. The effect on the composite endpoint was driven by the individual components MI and stroke; see Table 11.

Table 11: Primary composite endpoint, primary endpoint components, and secondary endpoints (THEMIS)

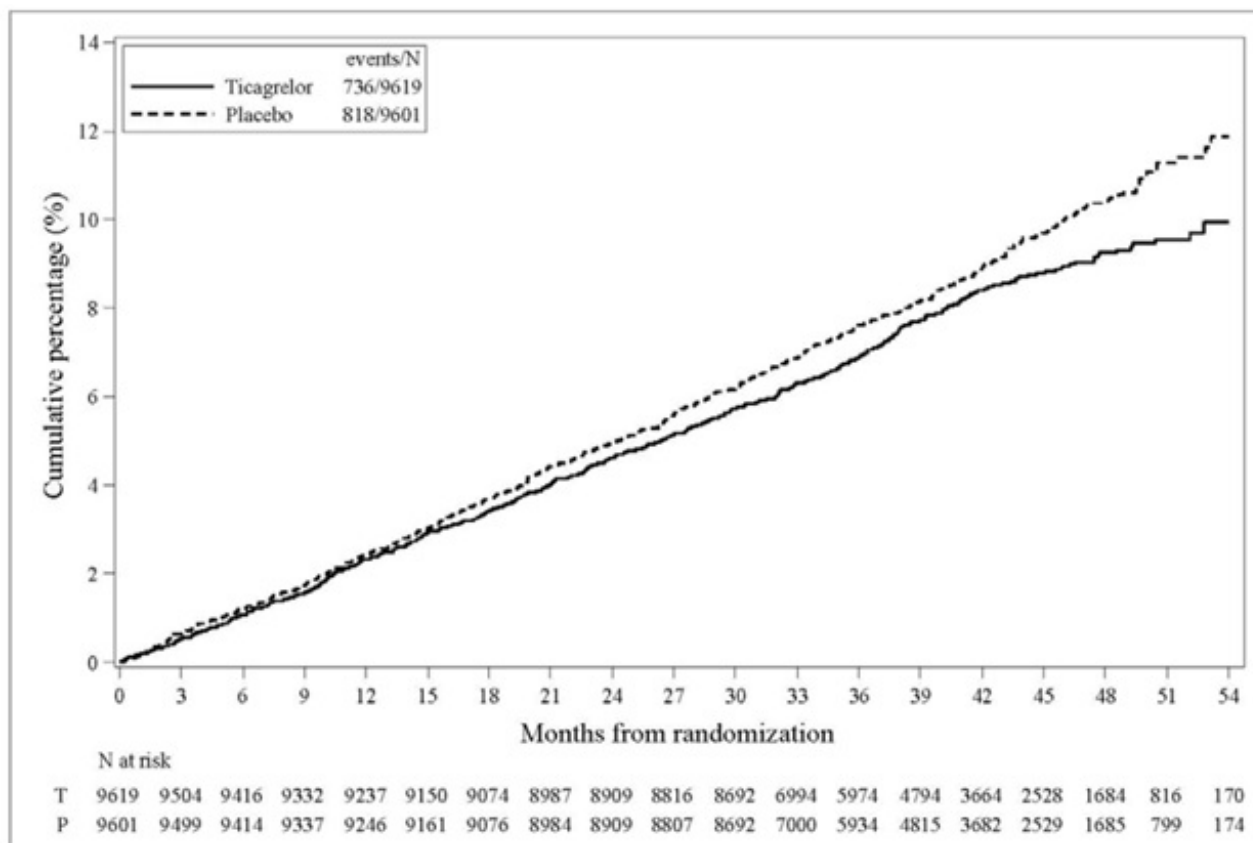
	Ticagrelor N=9,619	Placebo N=9,601	HR (95% CI)	p-value
	Events / 1000 patient years	Events / 1000 patient years		
Time to first CV death, MI, or stroke*	24	27	0.90 (0.81, 0.99)	0.04
CV death [†]	12	11	1.02 (0.88, 1.18)	
Myocardial infarction [†]	9	11	0.84 (0.71, 0.98)	
Stroke [†]	6	7	0.82 (0.67, 0.99)	
Secondary endpoints				
CV death	12	11	1.02 (0.88, 1.18)	
Myocardial infarction	9	11	0.84 (0.71, 0.98)	

Ischemic stroke	5	6	0.80 (0.64, 0.99)
All-cause death	18	19	0.98 (0.87, 1.10)

CI = Confidence interval; CV = Cardiovascular; HR = Hazard ratio; MI = Myocardial infarction.
 * Primary endpoint
 † The event rate for the components CV death, MI and stroke are calculated from the actual number of first events for each component.

The Kaplan-Meier curve (Figure 14) shows time to first occurrence of the primary composite endpoint of CV death, MI, or stroke.


Figure 14: Time to First Occurrence of CV death, MI or Stroke (THEMIS)



T = Ticagrelor; P = Placebo; N = Number of patients.

The treatment effect of ticagrelor appeared similar across patient subgroups, see Figure 15.

Figure 15: Subgroup analyses of ticagrelor (THEMIS)



Note: The figure above presents effects in various subgroups all of which are baseline characteristics. The 95% confidence limits that are shown do not take into account how many comparisons were made, nor do they reflect the effect of a particular factor after adjustment for all other factors. Apparent homogeneity or heterogeneity among groups should not be over-interpreted.

16 HOW SUPPLIED/STORAGE AND HANDLING

Ticagrelor Tablets, **90 mg** are supplied as yellow colored, round, biconvex film-coated tablets marked with “A” above “11” on one side and plain on the other side.

They are available as follows:

Bottles of 60:	NDC 69238-1134-6
Bottles of 100:	NDC 69238-1134-1

Storage and Handling

Store at 20° to 25°C (68° to 77°F); excursions permitted between 15° to 30°C (59° to 86°F) [see USP Controlled Room Temperature].

17 PATIENT COUNSELING INFORMATION

Advise the patient to read the FDA-approved patient labeling (Medication Guide).

Advise patients daily doses of aspirin should not exceed 100 mg and to avoid taking any other medications that contain aspirin.

Advise patients that they:

- Will bleed and bruise more easily
- Will take longer than usual to stop bleeding
- Should report any unanticipated, prolonged or excessive bleeding, or blood in their stool or urine.

Advise patients to contact their doctor if they experience unexpected shortness of breath, especially if severe.

Advise patients to inform physicians and dentists that they are taking ticagrelor before any surgery or dental procedure.

Advise women that breastfeeding is not recommended during treatment with ticagrelor [see *Use in Specific Populations (8.2)*].

Manufactured by:

Amneal Pharmaceuticals Pvt. Ltd.
Oral Solid Dosage Unit
Ahmedabad 382213, INDIA

Distributed by:

Amneal Pharmaceuticals LLC
Bridgewater, NJ 08807

Rev.07-2020-03

MEDICATION GUIDE

Ticagrelor (tye ka' grel or) Tablets

What is the most important information I should know about ticagrelor tablets?

Ticagrelor tablets are used to lower your chance of having a heart attack or dying from a heart attack or stroke **but ticagrelor tablets (and similar drugs) can cause bleeding that can be serious and sometimes lead to death.** In cases of serious bleeding, such as internal bleeding, the bleeding may result in the need for blood transfusions or surgery. While you take ticagrelor tablets:

- you may bruise and bleed more easily
- you are more likely to have nose bleeds
- it will take longer than usual for any bleeding to stop

Call your doctor right away, if you have any of these signs or symptoms of bleeding while taking ticagrelor tablets:

- bleeding that is severe or that you cannot control
- pink, red or brown urine
- vomiting blood or your vomit looks like “coffee grounds”
- red or black stools (looks like tar)
- coughing up blood or blood clots

Do not stop taking ticagrelor tablets without talking to the doctor who prescribes it for you. People who are treated with a stent, and stop taking ticagrelor tablets too soon, have a higher risk of getting a blood clot in the stent, having a heart attack, or dying. If you stop ticagrelor tablets because of bleeding, or for other reasons, your risk of a heart attack or stroke may increase.

Your doctor may instruct you to stop taking ticagrelor tablets 5 days before surgery. This will help to decrease your risk of bleeding with your surgery or procedure. Your doctor should tell you when to start taking ticagrelor tablets again, as soon as possible after surgery.

Taking ticagrelor tablets with aspirin

Ticagrelor tablets are taken with aspirin. Talk to your doctor about the dose of aspirin that you should take with ticagrelor tablets. You should not take a dose of aspirin higher than 100 mg daily because it can affect how well ticagrelor tablets works. Do not take doses of aspirin higher than what your doctor tells you to take. Tell your doctor if you take other medicines that contain aspirin, and do not take new over-the-counter medicines with aspirin in them.

What are ticagrelor tablets?

Ticagrelor tablets are a prescription medicine used to:

- decrease your risk of death, heart attack, and stroke in people with a blockage of blood flow to the heart (acute coronary syndrome or ACS) or a history of a heart attack. Ticagrelor tablets can also decrease your risk of blood clots in your stent in people who have received stents for the treatment of ACS.
- decrease your risk of a first heart attack or stroke in people who have a condition where the blood flow to the heart is decreased (coronary artery disease or CAD) who are at high risk for having a heart attack or stroke.

It is not known if ticagrelor tablets are safe and effective in children.

Do not take ticagrelor tablets if you:

- have a history of bleeding in the brain
- are bleeding now
- are allergic to ticagrelor or any of the ingredients in ticagrelor tablets. See the end of this Medication Guide for a complete list of ingredients in ticagrelor tablets.

Before taking ticagrelor tablets, tell your doctor about all of your medical conditions, if you:

- have had bleeding problems in the past
- have had any recent serious injury or surgery
- plan to have surgery or a dental procedure
- have a history of stomach ulcers or colon polyps
- have lung problems, such as COPD or asthma
- have liver problems
- have a history of stroke
- are pregnant or plan to become pregnant. It is not known if ticagrelor tablets will harm your unborn baby. You and your doctor should decide if you will take ticagrelor tablets.
- are breastfeeding or plan to breastfeed. It is not known if ticagrelor passes into your breast milk. You and your doctor should decide if you will take ticagrelor tablets or breastfeed. You should not do both without talking with your doctor.

Tell all of your doctors and dentists that you are taking ticagrelor tablets. They should talk to the doctor who prescribed ticagrelor tablets for you before you have any surgery or invasive procedure.

Tell your doctor about all the medicines you take, including prescription and over-the-counter medicines, vitamins, and herbal supplements. **Ticagrelor tablets may affect the way other** medicines work, and other medicines may affect how ticagrelor tablets works.

Especially tell your doctor if you take:

- an HIV-AIDS medicine
- medicine for heart conditions or high blood pressure
- medicine for high blood cholesterol levels
- medicine used to control pain
- an anti-fungal medicine by mouth
- an antibiotic medicine
- an anti-seizure medicine
- a blood thinner medicine
- rifampin

Ask your doctor or pharmacist if you are not sure if your medicine is listed above.

Know the medicines you take. Keep a list of them to show your doctor and pharmacist when you get a new medicine.

How should I take ticagrelor tablets?

- Take ticagrelor tablets exactly as prescribed by your doctor.
- Your doctor will tell you how many ticagrelor tablets to take and when to take them.
- Take ticagrelor tablets with a low dose (not more than 100 mg daily) of aspirin. You may take ticagrelor tablets with or without food.

- Take your doses of ticagrelor tablets around the same time every day.
- If you forget to take your scheduled dose of ticagrelor tablets, take your next dose at its scheduled time. Do not take 2 doses at the same time unless your doctor tells you to.
- If you take too much ticagrelor tablets or overdose, call your doctor or poison control center right away, or go to the nearest emergency room.
- **If you are unable to swallow the tablet(s) whole**, you may crush the ticagrelor tablet(s) and mix it with water. Drink all the water right away. Refill the glass with water, stir, and drink all the water.

What are the possible side effects of ticagrelor tablets?

Ticagrelor tablets can cause serious side effects, including:

- **See “What is the most important information I should know about ticagrelor tablets?”**
- **Shortness of breath.** Call your doctor if you have new or unexpected shortness of breath when you are at rest, at night, or when you are doing any activity. Your doctor can decide what treatment is needed.

These are not all of the possible side effects of ticagrelor tablets.

Call your doctor for medical advice about side effects. You may report side effects to FDA at 1-800-FDA-1088.

How should I store ticagrelor tablets?

- Store ticagrelor tablets at room temperature between 68° to 77°F (20° to 25°C).

Keep ticagrelor tablets and all medicines out of the reach of children.

General information about the safe and effective use of ticagrelor tablets

Medicines are sometimes prescribed for purposes other than those listed in a Medication Guide. Do not use ticagrelor tablets for a condition for which it was not prescribed. Do not give ticagrelor tablets to other people, even if they have the same symptoms you have. It may harm them. You can ask your pharmacist or doctor for information about ticagrelor tablets that is written for health professionals.

What are the ingredients in ticagrelor tablets?

Active ingredient: ticagrelor

Inactive ingredients: colloidal silicon dioxide, crospovidone, hypromellose, iron oxide yellow, magnesium stearate, microcrystalline cellulose, polyethylene glycol, povidone, sodium starch glycolate, talc and titanium dioxide.

For more information call 1-877-835-5472 or go to www.amneal.com.

This Medication Guide has been approved by the U.S. Food and Drug Administration.

All trademarks are property of their respective owners.

Manufactured by:

Amneal Pharmaceuticals Pvt. Ltd.

Oral Solid Dosage Unit

Ahmedabad 382213, INDIA

Distributed by:
Amneal Pharmaceuticals LLC
 Bridgewater, NJ 08807

Rev. 07-2020-02

PRINCIPAL DISPLAY PANEL

NDC 69238-1134-6
Ticagrelor Tablets, 90 mg
60 Tablets
Rx only
Amneal Pharmaceuticals LLC

NDC 69238-1134-6

Ticagrelor Tablets

90 mg

PHARMACIST: Dispense the Medication Guide provided separately to each patient.



Rx only
60 Tablets

Each film-coated tablet contains 90 mg ticagrelor.
USUAL ADULT DOSAGE: See package insert.
Store at 20° to 25°C (68° to 77°F); excursions permitted between 15° to 30°C (59° to 86°F) [see USP Controlled Room Temperature].
WARNING: As with all medications, keep out of the reach of children.
 Mfg. Lic. No. G/29/9506
 Manufactured by: **Amneal Pharmaceuticals Pvt. Ltd.**
Oral Solid Dosage Unit
 Ahmedabad 382213, INDIA
 Distributed by: **Amneal Pharmaceuticals LLC**
 Bridgewater, NJ 08807
 Rev. 10-2018-00



Non-Varnish Area
(For Lot And Exp. Date)



TICAGRELOR

ticagrelor tablet

Product Information

Product Type	HUMAN PRESCRIPTION DRUG	Item Code (Source)	NDC:69238-1134
Route of Administration	ORAL		

Active Ingredient/Active Moiety

Ingredient Name	Basis of Strength	Strength
TICAGRELOR (UNII: GLH0314RVC) (TICAGRELOR - UNII:GLH0314RVC)	TICAGRELOR	90 mg

Inactive Ingredients

Ingredient Name	Strength
CROSPROVIDONE (UNII: 2S7830E561)	
FERRIC OXIDE YELLOW (UNII: EX438O2MRT)	
HYPROMELLOSES (UNII: 3NXW29V3WO)	
MAGNESIUM STEARATE (UNII: 70097M6130)	
MICROCRYSTALLINE CELLULOSE (UNII: OP1R32D61U)	
POLYETHYLENE GLYCOL, UNSPECIFIED (UNII: 3WJQ0SDW1A)	

POVIDONE (UNII: FZ989GH94E)	
SILICON DIOXIDE (UNII: ETJ7Z6XBU4)	
SODIUM STARCH GLYCOLATE TYPE A CORN (UNII: AG9B65PV6B)	
TALC (UNII: 7SEV7J4R1U)	
TITANIUM DIOXIDE (UNII: 15FIX9V2JP)	

Product Characteristics

Color	yellow	Score	no score
Shape	ROUND (biconvex)	Size	10mm
Flavor		Imprint Code	A;11
Contains			

Packaging

#	Item Code	Package Description	Marketing Start Date	Marketing End Date
1	NDC:69238-1134-6	60 in 1 BOTTLE; Type 0: Not a Combination Product	01/23/2019	
2	NDC:69238-1134-1	100 in 1 BOTTLE; Type 0: Not a Combination Product	01/23/2019	

Marketing Information

Marketing Category	Application Number or Monograph Citation	Marketing Start Date	Marketing End Date
ANDA	ANDA208531	01/23/2019	

Labeler - Amneal Pharmaceuticals NY LLC (123797875)

Establishment

Name	Address	ID/FEI	Business Operations
Amneal Pharmaceuticals Private Limited		650762060	analysis(69238-1134) , label(69238-1134) , manufacture(69238-1134) , pack(69238-1134)

Revised: 7/2020

Amneal Pharmaceuticals NY LLC