

LMR PLUS- lidocaine
V2 Pharma, LLC

Disclaimer: This drug has not been found by FDA to be safe and effective, and this labeling has not been approved by FDA. For further information about unapproved drugs, click here.

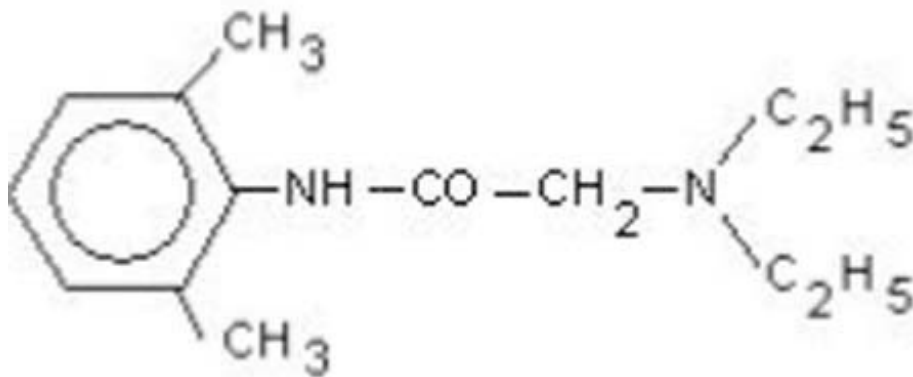
Lidocaine Patch and Menthol

Lidocaine Patch 5% & Menthol Roll-on Gel
Rx Only

DESCRIPTION

Lidocaine patch 5% is comprised of an adhesive material containing 5% lidocaine, USP, which is applied to a non-woven polyester backing and covered with a polyethylene terephthalate (PET) film release liner. The release liner is removed prior to application to the skin. The size of the patch is 10 cm x 14 cm.

Lidocaine, USP is chemically designated as acetamide, 2-(diethylamino)-N-(2,6-dimethylphenyl), has an octanol: water partition ratio of 43 at pH 7.4, and has the following structure:



Each adhesive patch contains 700 mg of lidocaine, USP (50 mg per gram adhesive) in an aqueous base. It also contains the following inactive ingredients: dihydroxyaluminum aminoacetate, disodium edetate, gelatin, glycerin, kaolin, methylparaben, polyvinyl alcohol, propylparaben, propylene glycol, sodium carboxymethylcellulose, partially neutralized sodium polyacrylate, D-sorbitol, tartaric acid, and urea.

CLINICAL PHARMACOLOGY

Pharmacodynamics

Lidocaine is an amide-type local anesthetic agent and is suggested to stabilize neuronal membranes by inhibiting the ionic fluxes required for the initiation and conduction of impulses.

The penetration of lidocaine into intact skin after application of lidocaine patch 5% is sufficient to produce an analgesic effect, but less than the amount necessary to produce a complete sensory block.

Pharmacokinetics

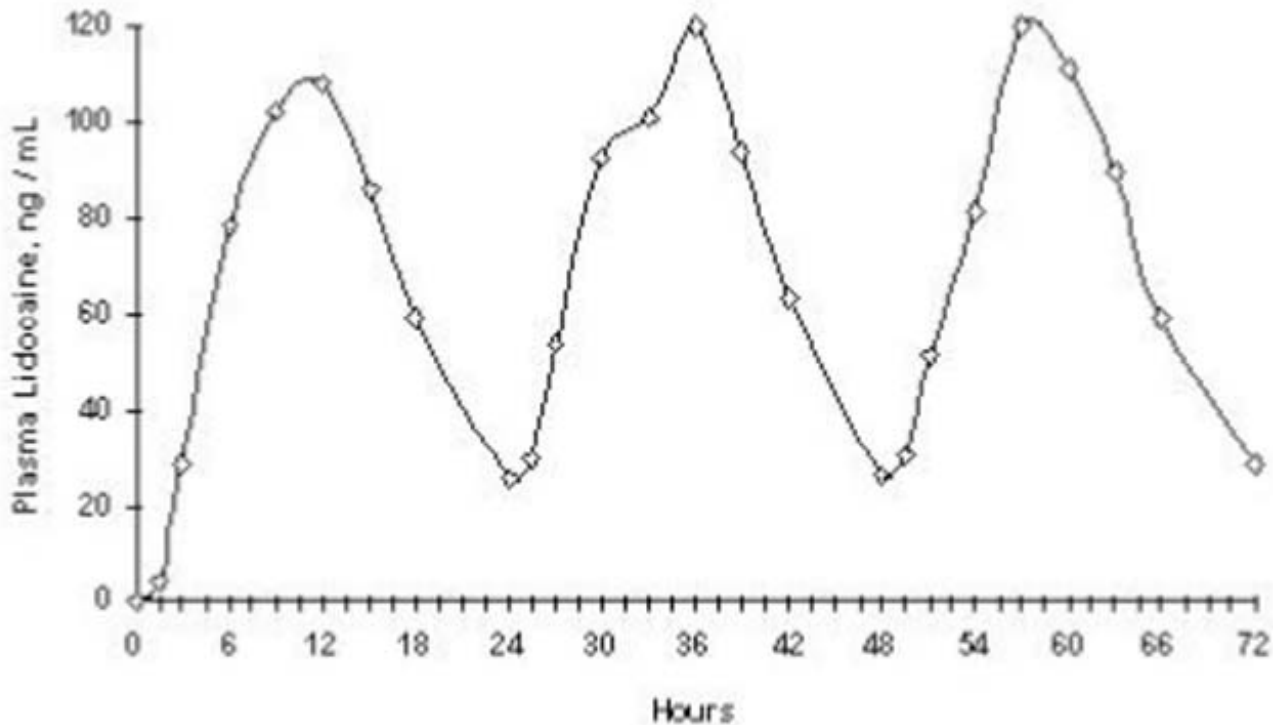
Absorption The amount of lidocaine systemically absorbed from lidocaine patch 5% is directly related to both the duration of application and the surface area over which it is applied. In a pharmacokinetic study, three lidocaine patches were applied over an area of 420 cm² of intact skin on the back of normal volunteers for 12 hours. Blood samples were withdrawn for determination of lidocaine concentration during the application and for 12 hours after removal of patches. The results are summarized in Table 1.

Table 1 Absorption of lidocaine from lidocaine patch 5% Normal volunteers (n = 15, 12-hour wearing time)

Lidocaine Patch	Application Site	Area (cm ²)	Dose Absorbed (mg)	C _{max} (mcg/mL)	T _{max} (hr)
3 patches (2100 mg)	Back	420	64 ± 32	0.13 ± 0.06	11 hr

When lidocaine patch 5% is used according to the recommended dosing instructions, only 3 ± 2% of the dose applied is expected to be absorbed. At least 95% (665 mg) of lidocaine will remain in a used patch. Mean peak blood concentration of lidocaine is about 0.13 mcg/mL (about 1/10 of the therapeutic concentration required to treat cardiac arrhythmias). Repeated application of three patches simultaneously for 12 hours (recommended maximum daily dose), once per day for three days, indicated that the lidocaine concentration does not increase with daily use. The mean plasma pharmacokinetic profile for the 15 healthy volunteers is shown in Figure 1.

Figure 1 Mean lidocaine blood concentrations after three consecutive daily applications of three lidocaine patches simultaneously for 12 hours per day in healthy volunteers (n = 15).



Distribution

When lidocaine is administered intravenously to healthy volunteers, the volume of distribution is 0.7 to 2.7 L/kg (mean 1.5 ± 0.6 SD, $n = 15$). At concentrations produced by application of lidocaine patch 5%, lidocaine is approximately 70% bound to plasma proteins, primarily alpha-1-acid glycoprotein. At much higher plasma concentrations (1 to 4 mcg/mL of free base), the plasma protein binding of lidocaine is concentration dependent. Lidocaine crosses the placental and blood brain barriers, presumably by passive diffusion.

Metabolism

It is not known if lidocaine is metabolized in the skin. Lidocaine is metabolized rapidly by the liver to a number of metabolites, including monoethylglycinexylidide (MEGX) and glycinexylidide (GX), both of which have pharmacologic activity similar to, but less potent than that of lidocaine. A minor metabolite, 2,6-xylidine, has unknown pharmacologic activity but is carcinogenic in rats. The blood concentration of this metabolite is negligible following application of lidocaine patch 5%. Following intravenous administration, MEGX and GX concentrations in serum range from 11% to 36% and from 5% to 11% of lidocaine concentrations, respectively.

Excretion

Lidocaine and its metabolites are excreted by the kidneys. Less than 10% of lidocaine is excreted unchanged. The half-life of lidocaine elimination from the plasma following IV administration is 81 to 149 minutes (mean 107 ± 22 SD, $n = 15$). The systemic clearance is 0.33 to 0.90 L/min (mean 0.64 ± 0.18 SD, $n = 15$).

CLINICAL STUDIES

Single-dose treatment with lidocaine patch 5% was compared to treatment with vehicle patch (without lidocaine), and to no treatment (observation only) in a double-blind,

crossover clinical trial with 35 post-herpetic neuralgia patients. Pain intensity and pain relief scores were evaluated periodically for 12 hours. Lidocaine patch 5% performed statistically better than vehicle patch in terms of pain intensity from 4 to 12 hours.

Multiple-dose, two-week treatment with lidocaine patch 5% was compared to vehicle patch (without lidocaine) in a double-blind, crossover clinical trial of withdrawal-type design conducted in 32 patients, who were considered as responders to the open-label use of lidocaine patch 5% prior to the study. The constant type of pain was evaluated but not the pain induced by sensory stimuli (dysesthesia). Statistically significant differences favoring lidocaine patch 5% were observed in terms of time to exit from the trial (14 versus 3.8 days at p -value <0.001), daily average pain relief, and patient's preference of treatment. About half of the patients also took oral medication commonly used in the treatment of post-herpetic neuralgia. The extent of use of concomitant medication was similar in the two treatment groups.

INDICATION AND USAGE

Lidocaine patch 5% is indicated for relief of pain associated with post-herpetic neuralgia. It should be applied only to **intact skin**.

CONTRAINDICATIONS

Lidocaine patch 5% is contraindicated in patients with a known history of sensitivity to local anesthetics of the amide type, or to any other component of the product.

WARNINGS

Risk of Methemoglobinemia

Cases of methemoglobinemia have been reported in association with local anesthetic use. Although all patients are at risk for methemoglobinemia, patients with glucose-6-phosphate dehydrogenase deficiency, congenital or idiopathic methemoglobinemia, cardiac or pulmonary compromise, infants under 6 months of age, and concurrent exposure to oxidizing agents or their metabolites are more susceptible to developing clinical manifestations of the condition. If local anesthetics must be used in these patients, close monitoring for symptoms and signs of methemoglobinemia is recommended.

Signs of methemoglobinemia may occur immediately or may be delayed some hours after exposure, and are characterized by a cyanotic skin discoloration and/or abnormal coloration of the blood. Methemoglobin levels may continue to rise; therefore, immediate treatment is required to avert more serious central nervous system and cardiovascular adverse effects, including seizures, coma, arrhythmias, and death. Discontinue lidocaine and any other oxidizing agents. Depending on the severity of the signs and symptoms, patients may respond to supportive care, i.e. oxygen therapy, hydration. A more severe clinical presentation may require treatment with methylene blue, exchange transfusion, or hyperbaric oxygen.

Accidental Exposure in Children

Even a *used* lidocaine patch contains a large amount of lidocaine (at least 665 mg). The

potential exists for a small child or a pet to suffer serious adverse effects from chewing or ingesting a new or used lidocaine patch, although the risk with this formulation has not been evaluated. It is important for patients to **store and dispose of lidocaine patch 5% out of the reach of children, pets and others** (see **HANDLING AND DISPOSAL**).

Excessive Dosing

Excessive dosing by applying lidocaine patch 5% to larger areas or for longer than the recommended wearing time could result in increased absorption of lidocaine and high blood concentrations, leading to serious adverse effects (see **ADVERSE REACTIONS, Systemic Reactions**). Lidocaine toxicity could be expected at lidocaine blood concentrations above 5 mcg/mL. The blood concentration of lidocaine is determined by the rate of systemic absorption and elimination. Longer duration of application, application of more than the recommended number of patches, smaller patients, or impaired elimination may all contribute to increasing the blood concentration of lidocaine. With recommended dosing of lidocaine patch 5%, the average peak blood concentration is about 0.13 mcg/mL, but concentrations higher than 0.25 mcg/mL have been observed in some individuals.

PRECAUTIONS

General

Hepatic Disease

Patients with severe hepatic disease are at greater risk of developing toxic blood concentrations of lidocaine, because of their inability to metabolize lidocaine normally.

Allergic Reactions

Patients allergic to para-aminobenzoic acid derivatives (procaine, tetracaine, benzocaine, etc.) have not shown cross sensitivity to lidocaine. However, lidocaine patch 5% should be used with caution in patients with a history of drug sensitivities, especially if the etiologic agent is uncertain.

Non-intact Skin Application to broken or inflamed skin, although not tested, may result in higher blood concentrations of lidocaine from increased absorption. Lidocaine patch 5% is only recommended for use on intact skin.

External Heat Sources

Placement of external heat sources, such as heating pads or electric blankets, over lidocaine patches is not recommended as this has not been evaluated and may increase plasma lidocaine levels.

Eye Exposure

The contact of lidocaine patch 5% with eyes, although not studied, should be avoided based on the findings of severe eye irritation with the use of similar products in animals. If eye contact occurs, immediately wash out the eye with water or saline and protect the eye until sensation returns.

Information for Patients

Methemoglobinemia

Inform patients that use of local anesthetics may cause methemoglobinemia, a serious

condition that must be treated promptly. Advise patients or caregivers to stop use and seek immediate medical attention if they or someone in their care experience the following signs or symptoms: pale, gray, or blue colored skin (cyanosis); headache; rapid heart rate; shortness of breath; lightheadedness; or fatigue.

Drug Interactions

Antiarrhythmic Drugs

Lidocaine patch 5% should be used with caution in patients receiving Class I antiarrhythmic drugs (such as tocainide and mexiletine) since the toxic effects are additive and potentially synergistic.

Local Anesthetics

When lidocaine patch 5% is used concomitantly with other products containing local anesthetic agents, the amount absorbed from all formulations must be considered.

Drugs That May Cause Methemoglobinemia When Used with Lidocaine Patch 5%

Patients who are administered local anesthetics are at increased risk of developing methemoglobinemia when concurrently exposed to the following drugs, which could include other local anesthetics:

Examples of Drugs Associated with Methemoglobinemia

Class	Examples
Nitrates/Nitrites	nitric oxide, nitroglycerin, nitroprusside, nitrous oxide
Local anesthetics	articaine, benzocaine, bupivacaine, lidocaine, mepivacaine, prilocaine, procaine, ropivacaine, tetracaine
Antineoplastic agents	cyclophosphamide, flutamide, hydroxyurea, ifosfamide, rasburicase
Antibiotics	dapsone, nitrofurantoin, para-aminosalicylic acid, sulfonamides
Antimalarials	chloroquine, primaquine
Anticonvulsants	phenobarbital, phenytoin, sodium valproate
Other drugs	acetaminophen, metoclopramide, quinine, sulfasalazine

Carcinogenesis, Mutagenesis, Impairment of Fertility

Carcinogenesis

A minor metabolite, 2,6-xylidine, has been found to be carcinogenic in rats. The blood concentration of this metabolite is negligible following application of lidocaine patch 5%.

Mutagenesis

Lidocaine HCl is not mutagenic in Salmonella/mammalian microsome test nor clastogenic in chromosome aberration assay with human lymphocytes and mouse micronucleus test.

Impairment of Fertility

The effect of lidocaine patch 5% on fertility has not been studied.

Pregnancy

Teratogenic Effects

Pregnancy Category B.

Lidocaine patch 5% has not been studied in pregnancy. Reproduction studies with lidocaine have been performed in rats at doses up to 30 mg/kg subcutaneously and have revealed no evidence of harm to the fetus due to lidocaine. There are, however, no adequate and well-controlled studies in pregnant women. Because animal reproduction studies are not always predictive of human response, lidocaine patch 5% should be used during pregnancy only if clearly needed.

Labor and Delivery

Lidocaine patch 5% has not been studied in labor and delivery. Lidocaine is not contraindicated in labor and delivery. Should lidocaine patch 5% be used concomitantly with other products containing lidocaine, total doses contributed by all formulations must be considered.

Nursing Mothers

Lidocaine patch 5% has not been studied in nursing mothers. Lidocaine is excreted in human milk, and the milk: plasma ratio of lidocaine is 0.4. Caution should be exercised when lidocaine patch 5% is administered to a nursing woman.

Pediatric Use

Safety and effectiveness in pediatric patients have not been established.

ADVERSE REACTIONS

Application Site Reactions During or immediately after treatment with lidocaine patch 5%, the skin at the site of application may develop blisters, bruising, burning sensation, depigmentation, dermatitis, discoloration, edema, erythema, exfoliation, irritation, papules, petechia, pruritus, vesicles, or may be the locus of abnormal sensation. These reactions are generally mild and transient, resolving spontaneously within a few minutes to hours.

Allergic Reactions Allergic and anaphylactoid reactions associated with lidocaine, although rare, can occur. They are characterized by angioedema, bronchospasm, dermatitis, dyspnea, hypersensitivity, laryngospasm, pruritus, shock, and urticaria. If they occur, they should be managed by conventional means. The detection of sensitivity by skin testing is of doubtful value.

Other Adverse Events Due to the nature and limitation of spontaneous reports in postmarketing surveillance, causality has not been established for additional reported adverse events including:

Asthenia, confusion, disorientation, dizziness, headache, hyperesthesia, hypoesthesia, lightheadedness, metallic taste, nausea, nervousness, pain exacerbated, paresthesia, somnolence, taste alteration, vomiting, visual disturbances such as blurred vision, flushing, tinnitus, and tremor.

Systemic (Dose-Related) Reactions Systemic adverse reactions following appropriate use of lidocaine patch 5% are unlikely, due to the small dose absorbed (see **CLINICAL PHARMACOLOGY, Pharmacokinetics**). Systemic adverse effects of lidocaine are similar in nature to those observed with other amide local anesthetic agents, including CNS excitation and/or depression (light-headedness, nervousness, apprehension, euphoria, confusion, dizziness, drowsiness, tinnitus, blurred or double vision, vomiting, sensations of heat, cold or numbness, twitching, tremors, convulsions, unconsciousness, respiratory depression and arrest). Excitatory CNS reactions may be brief or not occur at all, in which case the first manifestation may be drowsiness merging into unconsciousness. Cardiovascular manifestations may include bradycardia, hypotension and cardiovascular collapse leading to arrest.

OVERDOSAGE

Lidocaine overdose from cutaneous absorption is rare, but could occur. If there is any suspicion of lidocaine overdose (see **ADVERSE REACTIONS, Systemic Reactions**), drug blood concentration should be checked. The management of overdose includes close monitoring, supportive care, and symptomatic treatment. Dialysis is of negligible value in the treatment of acute overdose with lidocaine.

In the absence of massive topical overdose or oral ingestion, evaluation of symptoms of toxicity should include consideration of other etiologies for the clinical effects, or overdosage from other sources of lidocaine or other local anesthetics.

The oral LD₅₀ of lidocaine HCl is 459 (346 to 773) mg/kg (as the salt) in non-fasted female rats and 214 (159 to 324) mg/kg (as the salt) in fasted female rats, which are equivalent to roughly 4000 mg and 2000 mg, respectively, in a 60 kg to 70 kg man based on the equivalent surface area dosage conversion factors between species.

DOSAGE AND ADMINISTRATION

Apply lidocaine patch 5% to intact skin to cover the most painful area. Apply the prescribed number of patches (maximum of 3), only once for up to 12 hours within a 24 hour period. Patches may be cut into smaller sizes with scissors prior to removal of the release liner (see **HANDLING AND DISPOSAL**). Clothing may be worn over the area of application. Smaller areas of treatment are recommended in a debilitated patient, or a patient with impaired elimination.

If irritation or a burning sensation occurs during application, remove the patch(es) and do not reapply until the irritation subsides.

When lidocaine patch 5% is used concomitantly with other products containing local anesthetic agents, the amount absorbed from all formulations must be considered.

Lidocaine patch 5% may not stick if it gets wet. Avoid contact with water, such as bathing, swimming or showering.

HANDLING AND DISPOSAL

Hands should be washed after the handling of lidocaine patch 5%, and eye contact with lidocaine patch 5% should be avoided. Do not store patch outside the sealed envelope.

Apply immediately after removal from the protective envelope. Fold used patches so that the adhesive side sticks to itself and safely discard used patches or pieces of cut patches where children and pets cannot get to them. Lidocaine patch 5% should be kept out of the reach of children.

HOW SUPPLIED

Lidocaine patch 5% is available as the following:

Carton of 30 patches, packaged into individual child-resistant envelopes.

NDC 65162-791-08

Store at 20° to 25°C (68° to 77°F); excursions permitted between 15° to 30°C (59° to 86°F) [see USP Controlled Room Temperature].

For more information, call Amneal Pharmaceuticals at 1-877-835-5472.

Distributed by:

Amneal Pharmaceuticals LLC

Bridgewater, NJ 08807

Rev. 10-2020-03

PRINCIPAL DISPLAY PANEL



Cut along the dotted line

NDC 65162-**791**-04

Lidocaine Patch 5%

Each adhesive patch contains:

Lidocaine 700 mg (50 mg per gram adhesive) in an aqueous base.

Methylparaben and propylparaben as preservatives.

Usual Dosage: Apply up to 3 patches. See package insert for complete prescribing information.

Store at 20° to 25°C (68° to 77°F); excursions permitted to 15° to 30°C (59° to 86°F) [See USP Controlled Room Temperature].

WARNING: Keep used and unused patches out of the reach of children, pets and others.

Manufactured by:

Amneal Pharmaceuticals

Piscataway, NJ 08854

Distributed by:

Amneal Pharmaceuticals

Glasgow, KY 42141

Rev. 07-2015-00

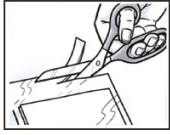
Rx only

1 Patch
(10 cm x 14 cm)



Directions for Use

Do not store patch outside the sealed envelope.



Cut the envelope along the dotted line. Patches may be cut into smaller sizes with scissors prior to removal of the release liner. Safely discard the remaining unused pieces of cut patches where children and pets cannot get to them.



Remove the transparent release liner (clear plastic backing) before application of patch to the skin. Apply immediately after removal from the protective envelope.



Apply the prescribed number of patches, only once for up to 12 hours within a 24 hour period. Remove patches if irritation occurs.

Placement of external heat sources, such as heating pads or electric blankets, over Lidocaine Patch 5% is not recommended.

Lidocaine Patch 5% may not stick if it gets wet. Avoid contact with water, such as bathing, swimming or showering.

Fold used patches so that the adhesive side sticks to itself and safely discard used patches or pieces of cut patches where children and pets cannot get to them.



LOT:
EXP:

NDC 65162-791-08

Lidocaine Patch 5%

Each adhesive patch contains:
Lidocaine 700 mg (50 mg per gram adhesive) in an aqueous base.
Methylparaben and propylparaben as preservatives.

Usual Dosage: Apply up to 3 patches. See package insert for complete prescribing information.

Store at 20° to 25°C (68° to 77°F); excursions permitted between 15° to 30°C (59° to 86°F) [see USP Controlled Room Temperature].

WARNING: Keep used and unused patches out of the reach of children, pets and others.

Rx only

30 PATCHES
30 Envelopes
Containing 1 Patch Each



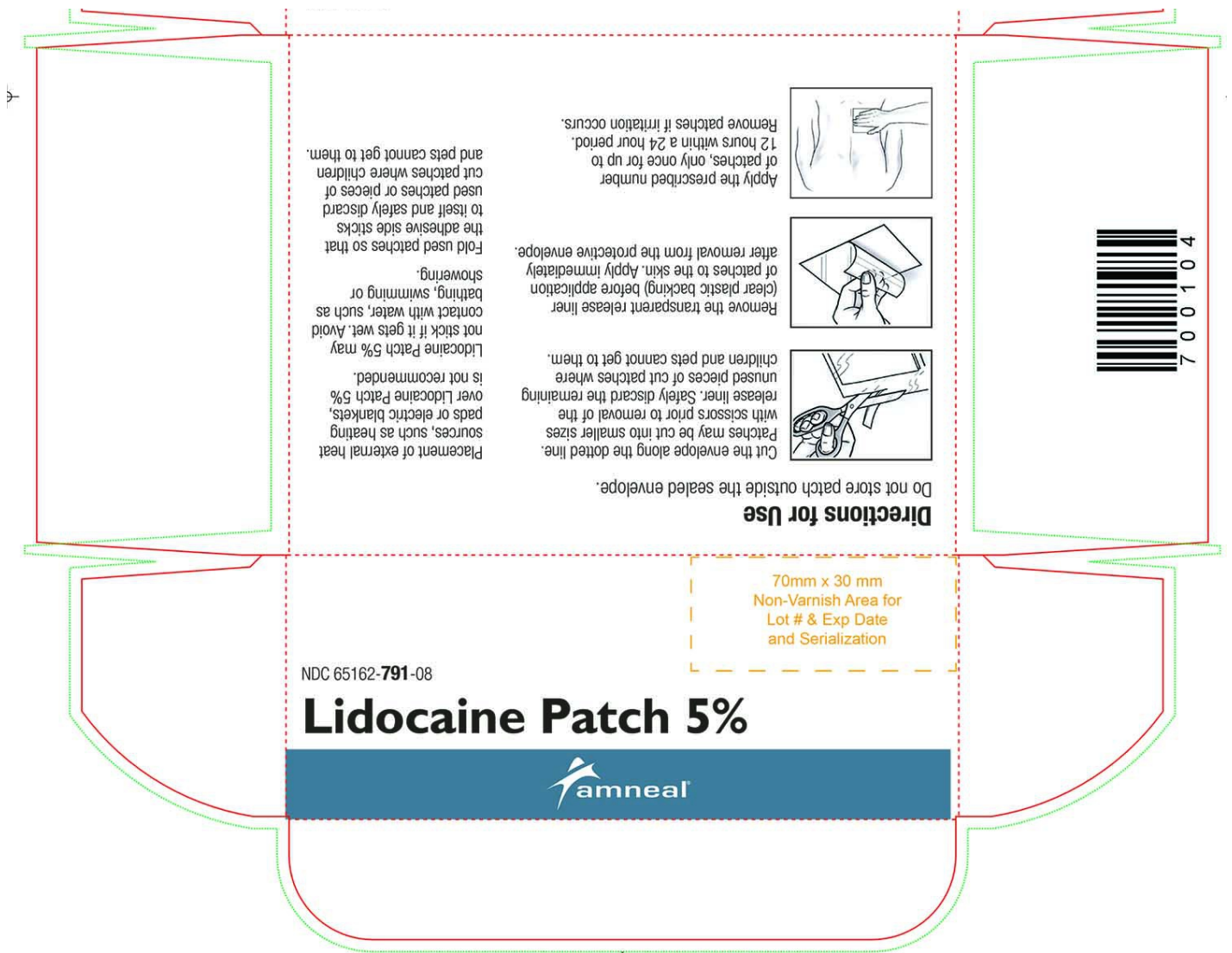
Lidocaine Patch 5%

Manufactured by:
Amneal Pharmaceuticals
Piscataway, NJ 08854

Distributed by:
Amneal Pharmaceuticals
Glasgow, KY 42141

Rev. 07-2019-02





Active Ingredient

Menthol 6%

When using this product avoid contacts with the eyes or mucous membranes. do not apply to wounds or damaged skin. do not apply to irritated skin. do not bandage. wash hands after use with cool water. do not use with heating pad or device.

Menthol 6%-----Topical Analgesic

For external use only.

Stop use and ask doctor if condition worsens, or if symptoms persist for more than 7 days, or clean up and reoccur again within a few days.

keep out of reach of children if swallowed, get medical help or contact a poison Control Center Immediately.

Inactive Ingredient

Aloe Barbadensis Leaf Juice

Arctium Lappa Root Extract

Arnica Montana Flower Extract

Boswellia Carterii resin Extract

Calendula Officinalis Extract

Camellia Sinensis Leaf Extract

Camphor

Carbomer

FD & C Blue #1

FD & C Yellow #5

Glycerin

Isopropyl Alcohol

Isopropyl Myristate

Ilex Paraguariensis Leaf Extract

Melissa Officinalis Leaf Extract

Phenoxyethanol

Silicon dioxide

Tocopheryl Acetate

Triethanolamine

Water

Direction: Apply to affected area not more than 3 to 4 times daily.

150252

myDerm™
PRO

FREEZE

cooling menthol
**PAIN RELIEF
ROLL-ON**

**50% MORE
MENTHOL!**

3 FL OZ (89 mL)

Drug Facts	
Active ingredient	Purpose
Menthol 6%.....	Topical Analgesic
Uses Temporary relief from minor aches and pains of muscles and joints associated with arthritis, simple backache, strains and sprains.	
Warnings	
For external use only.	
Flammable: Do not use while smoking or near heat or flame.	
When using this product • avoid contacts with the eyes or mucous membranes • do not apply to wounds or damaged skin • do not apply to irritated skin • do not bandage • wash hands after use with cool water • do not use with heating pad or device.	
Stop use and ask doctor if • condition worsens, or if symptoms persist for more than 7 days, or clear up and reoccur again within a few days.	
Keep out of reach of children. If swallowed, get medical help or contact a Poison Control Center immediately.	
Directions • Adults and children 2 years of age and older: Apply to affected area not more than 3 to 4 times daily. • Children under 2 years of age: Consult physician.	
Inactive ingredients Aloe Barbadosis Leaf Extract, Arctium Lappa Root (Burdock) Extract, Arnica Montana Flower Extract, Boswellia Carterii Resin Extract, Calendula Officinalis Extract, Camellia Sinensis Leaf Extract, Camphor, Carbomer, FD&C Blue #1, FD&C Yellow #5, Glycerin, Ilex Paraguariensis (Mate) Leaf Extract, Isopropyl Alcohol, Isopropyl Myristate, Melissa Officinalis (Lemon Balm) Leaf Extract, Silica, Tocopheryl Acetate, Triethanolamine, Water.	
Questions? 1-855-MYDERM1	



Distributed by: myDerm
Daytona Beach, FL 32117
1-855-MYDERM1
www.myderm.com



The packaging for LMR Plus is shown below.



LMR PLUS				
lidocaine kit				
Product Information				
Product Type	HUMAN PRESCRIPTION DRUG		Item Code (Source)	NDC:72835-501
Packaging				
#	Item Code	Package Description	Marketing Start Date	Marketing End Date
1	NDC:72835-501-02	1 in 1 CARTON	06/03/2019	
Quantity of Parts				
Part #	Package Quantity		Total Product Quantity	
Part 1	30 POUCH		30	
Part 2	1 BOTTLE, PLASTIC		89 g	
Part 1 of 2				
LIDOCAINE				
lidocaine patch				

Product Information

Item Code (Source) NDC:65162-791

Route of Administration TOPICAL

Active Ingredient/Active Moiety

Ingredient Name	Basis of Strength	Strength
LIDOCAINE (UNII: 98PI200987) (LIDOCAINE - UNII:98PI200987)	LIDOCAINE	700 mg

Inactive Ingredients

Ingredient Name	Strength
DIHYDROXYALUMINUM AMINOACETATE (UNII: DO250MG0W6)	
EDETATE DISODIUM (UNII: 7FLD91C86K)	
GELATIN (UNII: 2G86QN327L)	
GLYCERIN (UNII: PDC6A3C0OX)	
KAOLIN (UNII: 24H4NWX5CO)	
METHYLPARABEN (UNII: A2I8C7HI9T)	
POLYVINYL ALCOHOL, UNSPECIFIED (UNII: 532B59J990)	
PROPYLPARABEN (UNII: Z8IX2SC1OH)	
PROPYLENE GLYCOL (UNII: 6DC9Q167V3)	
CARBOXYMETHYLCELLULOSE SODIUM (UNII: K679OBS311)	
SODIUM POLYACRYLATE (8000 MW) (UNII: 285CYO341L)	
SORBITOL (UNII: 506T60A25R)	
TARTARIC ACID (UNII: W4888I119H)	
urea (UNII: 8W8T17847W)	

Packaging

#	Item Code	Package Description	Marketing Start Date	Marketing End Date
1	NDC:65162-791-08	30 in 1 CARTON		
1	NDC:65162-791-04	1 in 1 POUCH; Type 0: Not a Combination Product		

Marketing Information

Marketing Category	Application Number or Monograph Citation	Marketing Start Date	Marketing End Date
ANDA	ANDA206463		

Part 2 of 2

MYDERM PRO FREEZE COOLING MENTHOL PAIN RELIEF ROLL-ON

menthol gel

Product Information

Item Code (Source) NDC:72667-073

Route of Administration TOPICAL

Active Ingredient/Active Moiety

Ingredient Name	Basis of Strength	Strength
MENTHOL (UNII: L7T10EIP3A) (MENTHOL - UNII:L7T10EIP3A)	MENTHOL	6 g in 100 g

Inactive Ingredients

Ingredient Name	Strength
GREEN TEA LEAF (UNII: W2ZU1RY8B0)	
CAMPHOR, (-)- (UNII: 213N3S8275)	
CALENDULA OFFICINALIS FLOWER (UNII: P0M7O4Y7YD)	
FRANKINCENSE (UNII: R9XLF1R1WM)	
FD&C YELLOW NO. 5 (UNII: I753WB2F1M)	
ARNICA MONTANA FLOWER (UNII: OZ0E5Y15PZ)	
CARBOMER HOMOPOLYMER, UNSPECIFIED TYPE (UNII: 0A5MM307FC)	
GLYCERIN (UNII: PDC6A3C0OX)	
ISOPROPYL ALCOHOL (UNII: ND2M416302)	
PHENOXYETHANOL (UNII: HIE492ZZ3T)	
.ALPHA.-TOCOPHEROL ACETATE (UNII: 9E8X80D2L0)	
FD&C BLUE NO. 1 (UNII: H3R47K3TBD)	
ISOPROPYL MYRISTATE (UNII: 0RE8K4LNJS)	
ILEX PARAGUARIENSIS LEAF (UNII: 1Q953B404F)	
MELISSA OFFICINALIS LEAF (UNII: 50D2ZE9219)	
SILICON DIOXIDE (UNII: ETJ7Z6XBU4)	
TROLAMINE (UNII: 9O3K93S3TK)	
ALOE VERA LEAF (UNII: ZY81Z83H0X)	
ARCTIUM LAPPA ROOT (UNII: 597E9BI3Z3)	

Packaging

#	Item Code	Package Description	Marketing Start Date	Marketing End Date
1	NDC:72667-073-01	89 g in 1 BOTTLE, PLASTIC; Type 0: Not a Combination Product		

Marketing Information

Marketing Category	Application Number or Monograph Citation	Marketing Start Date	Marketing End Date
OTC Monograph Drug	M017		

Marketing Information

Marketing Category	Application Number or Monograph Citation	Marketing Start Date	Marketing End Date
unapproved drug other		06/03/2019	

Labeler - V2 Pharma, LLC (102457346)

Establishment

Name	Address	ID/FEI	Business Operations
Amneal Pharmaceuticals, LLC		053542455	manufacture(65162-791) , pack(65162-791) , analysis(65162-791) , label(65162-791)

Establishment

Name	Address	ID/FEI	Business Operations
Inspec Solutions		081030372	manufacture(72667-073)

Establishment

Name	Address	ID/FEI	Business Operations
V2 Pharma, LLC		102457346	label(72835-501) , pack(72835-501)

Revised: 12/2024

V2 Pharma, LLC