

FEMRING- estradiol acetate ring

Millicent US, Inc.

HIGHLIGHTS OF PRESCRIBING INFORMATION

These highlights do not include all the information needed to use FEMRING safely and effectively. See Full Prescribing Information for FEMRING.

Femring® (estradiol acetate vaginal ring)
Initial U.S. Approval: 1975

WARNING: ENDOMETRIAL CANCER, CARDIOVASCULAR DISORDERS, BREAST CANCER, AND PROBABLE DEMENTIA

See full prescribing information for complete boxed warning.

Estrogen-Alone Therapy

- There is an increased risk of endometrial cancer in a woman with a uterus who uses unopposed estrogens (5.2)
- Estrogen-alone therapy should not be used for the prevention of cardiovascular disease or dementia (5.1, 5.3)
- The Women's Health Initiative (WHI) estrogen-alone substudy reported increased risks of stroke and deep vein thrombosis (DVT) (5.1)
- The WHI Memory Study (WHIMS) estrogen-alone ancillary study of WHI reported an increased risk of probable dementia in postmenopausal women 65 years of age and older (5.3)

Estrogen Plus Progestin Therapy

- Estrogen plus progestin therapy should not be used for the prevention of cardiovascular disease or dementia (5.1, 5.3)
- The WHI estrogen plus progestin substudy reported increased risks of stroke, DVT, pulmonary embolism (PE), and myocardial infarction (MI) (5.1)
- The WHI estrogen plus progestin substudy reported an increased risk of invasive breast cancer (5.2)
- The WHIMS estrogen plus progestin ancillary study of WHI reported an increased risk of probable dementia in postmenopausal women 65 years of age and older (5.3)

RECENT MAJOR CHANGES

Warnings and Precautions, Malignant Neoplasms (5.2) 11/2023

INDICATIONS AND USAGE

Femring is an estrogen indicated for:

- Treatment of Moderate to Severe Vasomotor Symptoms due to Menopause (1.1)
- Treatment of Moderate to Severe Vulvar and Vaginal Atrophy due to Menopause (1.2)

DOSAGE AND ADMINISTRATION

- One ring inserted into the vagina for 3 months. Patients should be started at the lowest dose. (2.1, 2.2)

DOSAGE FORMS AND STRENGTHS

- Femring (0.05 mg/day): Each off-white, soft, flexible ring has a central core that contains 12.4 mg of estradiol acetate, which releases at a rate equivalent to 0.05 mg of estradiol per day for 3 months. (3)
- Femring (0.10 mg/day): Each off-white, soft, flexible ring has a central core that contains 24.8 mg of estradiol acetate, which releases at a rate equivalent to 0.10 mg of estradiol per day for 3 months. (3)

CONTRAINDICATIONS

- Undiagnosed abnormal genital bleeding (4)
- Known, suspected, or history of breast cancer (4, 5.2)
- Known or suspected estrogen-dependent neoplasia (4, 5.2)
- Active DVT, PE, or history of these conditions (4, 5.1)
- Active arterial thromboembolic disease (for example, stroke and MI), or a history of these conditions (4, 5.1)
- Known anaphylactic reaction or angioedema to Femring (4)
- Known liver impairment or disease (4, 5.10)
- Known protein C, protein S, or antithrombin deficiency, or other known thrombophilic disorders (4)
- Known or suspected pregnancy (4, 8.1)

----- **WARNINGS AND PRECAUTIONS** -----

- Estrogens increase the risk of gallbladder disease (5.4)
- Discontinue estrogen if severe hypercalcemia, loss of vision, severe hypertriglyceridemia or cholestatic jaundice occurs (5.5, 5.6, 5.9, 5.10)
- Monitor thyroid function in women on thyroid replacement therapy (5.11, 5.18)

----- **ADVERSE REACTIONS** -----

Most common adverse reactions (incidence > 5 percent) are vaginal bleeding and breast tenderness. (6.1)

To report SUSPECTED ADVERSE REACTIONS, contact Millicent at 1-877-810-2101 or FDA at 1-800-FDA-1088 or www.fda.gov/medwatch.

----- **DRUG INTERACTIONS** -----

- Inducers and/or inhibitors of CYP3A4 may affect estrogen drug metabolism (7.1)

----- **USE IN SPECIFIC POPULATIONS** -----

- Nursing Mothers: Estrogen administration to nursing women has been shown to decrease the quantity and quality of breast milk (8.3)
- Geriatric Use: An increased risk of probable dementia in women over 65 years of age was reported in the Women’s Health Initiative Memory ancillary studies of the Women’s Health Initiative (5.3, 8.5)

See 17 for PATIENT COUNSELING INFORMATION and FDA-approved patient labeling.

Revised: 11/2023

FULL PRESCRIBING INFORMATION: CONTENTS*

WARNING: ENDOMETRIAL CANCER, CARDIOVASCULAR DISORDERS, BREAST CANCER AND PROBABLE DEMENTIA

1 INDICATIONS AND USAGE

- 1.1 Treatment of Moderate to Severe Vasomotor Symptoms due to Menopause.
- 1.2 Treatment of Moderate to Severe Vulvar and Vaginal Atrophy due to Menopause.

2 DOSAGE AND ADMINISTRATION

- 2.1 Treatment of Moderate to Severe Vasomotor Symptoms due to Menopause
- 2.2 Treatment of Moderate to Severe Vulvar and Vaginal Atrophy due to Menopause.

3 DOSAGE FORMS AND STRENGTHS

4 CONTRAINDICATIONS

5 WARNINGS AND PRECAUTIONS

- 5.1 Cardiovascular Disorders
- 5.2 Malignant Neoplasms
- 5.3 Probable Dementia
- 5.4 Gallbladder Disease

- 5.5 Hypercalcemia
- 5.6 Visual Abnormalities
- 5.7 Addition of a Progestin When a Woman Has Not Had a Hysterectomy
- 5.8 Elevated Blood Pressure
- 5.9 Hypertriglyceridemia
- 5.10 Hepatic Impairment and/or a Past History of Cholestatic Jaundice
- 5.11 Hypothyroidism
- 5.12 Fluid Retention
- 5.13 Hypocalcemia
- 5.14 Exacerbation of Endometriosis
- 5.15 Hereditary Angioedema
- 5.16 Exacerbation of Other Conditions
- 5.17 Laboratory Tests
- 5.18 Drug-Laboratory Test Interactions
- 5.19 Vaginal Use and Expulsion

6 ADVERSE REACTIONS

- 6.1 Clinical Trials Experience
- 6.2 Postmarketing Experience

7 DRUG INTERACTIONS

- 7.1 Metabolic Interactions

8 USE IN SPECIFIC POPULATIONS

- 8.1 Pregnancy
- 8.3 Nursing Mothers
- 8.4 Pediatric Use
- 8.5 Geriatric Use
- 8.6 Renal Impairment
- 8.7 Hepatic Impairment

10 OVERDOSAGE

11 DESCRIPTION

12 CLINICAL PHARMACOLOGY

- 12.1 Mechanism of Action
- 12.2 Pharmacodynamics
- 12.3 Pharmacokinetics

13 NONCLINICAL TOXICOLOGY

- 13.1 Carcinogenesis, Mutagenesis, Impairment of Fertility

14 CLINICAL STUDIES

- 14.1 Effects on Vasomotor Symptoms
- 14.2 Effects on Vulvar and Vaginal Atrophy
- 14.3 Women's Health Initiative Studies
- 14.4 Women's Health Initiative Memory Study

15 REFERENCES

16 HOW SUPPLIED/STORAGE AND HANDLING

- 16.1 How Supplied
- 16.2 Storage and Handling

17 PATIENT COUNSELING INFORMATION

- 17.1 Vaginal Bleeding
- 17.2 Possible Serious Adverse Reactions with Estrogen-Alone Therapy
- 17.3 Possible Less Serious but Common Adverse Reactions with Estrogen-Alone Therapy

* Sections or subsections omitted from the full prescribing information are not listed.

FULL PRESCRIBING INFORMATION

**WARNING: ENDOMETRIAL CANCER, CARDIOVASCULAR DISORDERS,
BREAST CANCER AND PROBABLE DEMENTIA**

Estrogen-Alone Therapy

Endometrial Cancer

There is an increased risk of endometrial cancer in a woman with a uterus who uses unopposed estrogens. Adding a progestin to estrogen therapy has been shown to reduce the risk of endometrial hyperplasia, which may be a precursor to endometrial cancer. Adequate diagnostic measures, including directed or random endometrial sampling when indicated, should be undertaken to rule out malignancy in postmenopausal women with undiagnosed persistent or recurring abnormal genital bleeding [*see Warnings and Precautions (5.2)*].

Cardiovascular Disorders and Probable Dementia

Estrogen-alone therapy should not be used for the prevention of cardiovascular disease or dementia [*see Warnings and Precautions (5.1, 5.3), and Clinical Studies (14.3, 14.4)*].

The Women's Health Initiative (WHI) estrogen-alone substudy reported increased risks of stroke and deep vein thrombosis (DVT) in postmenopausal women (50 to 79 years of age) during 7.1 years of treatment with daily oral conjugated estrogens (CE) [0.625 mg]-alone, relative to placebo [*see Warnings and Precautions (5.1), and Clinical Studies (14.3)*].

The WHI Memory Study (WHIMS) estrogen-alone ancillary study of the WHI reported an increased risk of developing probable dementia in postmenopausal women 65 years of age or older during 5.2 years of treatment with daily CE (0.625 mg)-alone, relative to placebo. It is unknown whether this finding applies to younger postmenopausal women [*see Warnings and Precautions (5.3), Use in Specific Populations (8.5), and Clinical Studies (14.4)*].

In the absence of comparable data, these risks should be assumed to be similar for other doses of CE and other dosage forms of estrogens.

Estrogens with or without progestins should be prescribed at the lowest effective doses and for the shortest duration consistent with treatment goals and risks for the individual woman.

Estrogen Plus Progestin Therapy

Cardiovascular Disorders and Probable Dementia

Estrogen plus progestin therapy should not be used for the prevention of cardiovascular disease or dementia [*see Warnings and Precautions (5.1, 5.3) and Clinical Studies (14.3, 14.4)*].

The WHI estrogen plus progestin substudy reported increased risks of DVT, pulmonary embolism (PE), stroke and myocardial infarction (MI) in postmenopausal women (50 to 79 years of age) during 5.6 years of

treatment with daily oral CE (0.625 mg) combined with medroxyprogesterone acetate (MPA) [2.5 mg], relative to placebo [see *Warnings and Precautions (5.1)*, and *Clinical Studies (14.3)*].

The WHIMS estrogen plus progestin ancillary study of the WHI reported increased risk of developing probable dementia in postmenopausal women 65 years of age or older during 4 years of treatment with daily CE (0.625 mg) combined with MPA (2.5 mg), relative to placebo. It is unknown whether this finding applies to younger postmenopausal women [see *Warnings and Precautions (5.3)*, *Use in Specific Populations (8.5)* and *Clinical Studies (14.4)*].

Breast Cancer

The WHI estrogen plus progestin substudy also demonstrated an increased risk of invasive breast cancer [see *Warnings and Precautions (5.3)*, and *Clinical Studies (14.3)*].

In the absence of comparable data, these risks should be assumed to be similar for other doses of CE and MPA and other combinations and dosage forms of estrogens and progestins.

Estrogens with or without progestins should be prescribed at the lowest effective doses and for the shortest duration consistent with treatment goals and risks for the individual woman.

1 INDICATIONS AND USAGE

1.1 Treatment of Moderate to Severe Vasomotor Symptoms due to Menopause.

1.2 Treatment of Moderate to Severe Vulvar and Vaginal Atrophy due to Menopause.

2 DOSAGE AND ADMINISTRATION

Generally, when estrogen is prescribed for a postmenopausal woman with a uterus, a progestin should also be considered to reduce the risk of endometrial cancer.

A woman without a uterus does not need a progestin. In some cases, however, hysterectomized women with a history of endometriosis may need a progestin [see *Warnings and Precautions (5.2, 5.14)*].

Use of estrogen-alone, or in combination with a progestin, should be with the lowest effective dose and for the shortest duration consistent with treatment goals and risks for the individual woman. Postmenopausal women should be re-evaluated periodically as clinically appropriate to determine if treatment is still necessary.

2.1 Treatment of Moderate to Severe Vasomotor Symptoms due to Menopause

Start therapy with 0.05 mg/day. Dosage adjustment should be guided by the clinical response.

Therapy should be started at the lowest effective dose and the shortest duration consistent with treatment goals. Attempts to taper or discontinue the medication should be made at 3 to 6 month intervals.

2.2 Treatment of Moderate to Severe Vulvar and Vaginal Atrophy due to Menopause.

Start therapy with 0.05 mg/day. Dosage adjustment should be guided by the clinical response.

Therapy should be started at the lowest effective dose and the shortest duration consistent with treatment goals. Attempts to taper or discontinue the medication should be made at 3 to 6 month intervals.

3 DOSAGE FORMS AND STRENGTHS

The following two strengths of Femring are available:

Femring (0.05 mg/day): Each off-white, soft, flexible ring has a central core that contains 12.4 mg of estradiol acetate, which releases at a rate equivalent to 0.05 mg of estradiol per day for 3 months.

Femring (0.10 mg/day): Each off-white, soft, flexible ring has a central core that contains 24.8 mg of estradiol acetate, which releases at a rate equivalent to 0.10 mg of estradiol per day for 3 months.

4 CONTRAINDICATIONS

Femring is contraindicated in women with any of the following conditions:

- Undiagnosed abnormal genital bleeding
- Known, suspected, or history of breast cancer
- Known or suspected estrogen-dependent neoplasia
- Active DVT, PE, or history of these conditions
- Active arterial thromboembolic disease (for example, stroke and MI), or a history of these conditions
- Known anaphylactic reaction or angioedema to Femring
- Known liver impairment or disease
- Known protein C, protein S, or antithrombin deficiency, or other known thrombophilic disorders
- Known or suspected pregnancy

5 WARNINGS AND PRECAUTIONS

Femring is used only in the vagina, however, the risks associated with oral estrogens should be taken into account.

5.1 Cardiovascular Disorders

An increased risk of stroke and DVT has been reported with estrogen-alone therapy. An increased risk of PE, DVT, stroke, and MI has been reported with estrogen plus progestin therapy. Should any of these occur or be suspected, estrogen with or without progestin therapy should be discontinued immediately.

Risk factors for arterial vascular disease (for example, hypertension, diabetes mellitus, tobacco use, hypercholesterolemia, and obesity) and/or venous thromboembolism (VTE) (for example, personal history or family history of VTE, obesity, and systemic lupus erythematosus) should be managed appropriately.

Stroke

In the WHI estrogen-alone substudy, a statistically significant increased risk of stroke was reported in women 50 to 79 years of age receiving daily CE (0.625 mg)-alone compared to women in the same age group receiving placebo (45 versus 33 per 10,000 women-years). The increase in risk was demonstrated in year 1 and persisted [see *Clinical Studies (14.3)*]. Should a stroke occur or be suspected, estrogen-alone therapy should be discontinued immediately.

Subgroup analyses of women 50 to 59 years of age suggest no increased risk of stroke for those women receiving CE (0.625 mg)-alone versus those receiving placebo (18 versus 21 per 10,000 women-years).¹

In the WHI estrogen plus progestin substudy, a statistically significant increased risk of stroke was reported in women 50 to 79 years of age receiving daily CE (0.625 mg) plus MPA (2.5 mg) compared to women in the same age group receiving placebo (33 versus 25 per 10,000 women-years) [see *Clinical Studies (14.3)*]. The increase in risk was demonstrated after the first year and persisted.¹ Should a stroke occur or be suspected, estrogen plus progestin therapy should be discontinued immediately.

Coronary Heart Disease

In the WHI estrogen-alone substudy, no overall effect on coronary heart disease (CHD) events (defined as nonfatal MI, silent MI, or CHD death) was reported in women receiving estrogen-alone compared to placebo²[see *Clinical Studies (14.3)*].

Subgroup analyses of women 50 to 59 years of age suggest a statistically non-significant reduction in CHD events (CE [0.625 mg]-alone compared to placebo) in women with less than 10 years since menopause (8 versus 16 per 10,000 woman-years).¹

In the WHI estrogen plus progestin substudy, there was a statistically non-significant increased risk of CHD events reported in women receiving daily CE (0.625 mg) plus MPA (2.5 mg) compared to women receiving placebo (41 versus 34 per 10,000 women-years).¹ An increase in relative risk was demonstrated in year 1, and a trend toward decreasing relative risk was reported in years 2 through 5 [see *Clinical Studies (14.3)*].

In postmenopausal women with documented heart disease (n = 2,763, average 66.7 years of age), in a controlled clinical trial of secondary prevention of cardiovascular disease (Heart and Estrogen/Progestin Replacement Study; HERS) treatment with daily CE (0.625 mg) plus MPA (2.5 mg) demonstrated no cardiovascular benefit. During an average follow-up of 4.1 years, treatment with CE plus MPA did not reduce the overall

rate of CHD events in postmenopausal women with established CHD. There were more CHD events in the CE plus MPA-treated group than in the placebo group in year 1, but not during the subsequent years. Two thousand, three hundred and twenty-one (2,321) women from the original HERS trial agreed to participate in an open label extension of HERS, HERS II. Average follow-up in HERS II was an additional 2.7 years, for a total of 6.8 years overall. Rates of CHD events were comparable among women in the CE plus MPA group and the placebo group in HERS, HERS II, and overall.

Venous Thromboembolism

In the WHI estrogen-alone substudy, the risk of VTE (DVT and PE), was increased for women receiving daily CE (0.625 mg)-alone compared to placebo (30 versus 22 per 10,000 women-years), although only the increased risk of DVT reached statistical significance (23 versus 15 per 10,000 women-years). The increase in VTE risk was demonstrated during the first 2 years³[see *Clinical Studies (14.3)*]. Should a VTE occur or be suspected, estrogen-alone therapy should be discontinued immediately.

In the WHI estrogen plus progestin substudy, a statistically significant 2-fold greater rate of VTE was reported in women receiving daily CE (0.625 mg) plus MPA (2.5 mg) compared to women receiving placebo (35 versus 17 per 10,000 women-years). Statistically significant increases in risk for both DVT (26 versus 13 per 10,000 women-years) and PE (18 versus 8 per 10,000 women-years) were also demonstrated. The increase in VTE risk was demonstrated during the first year and persisted⁴[see *Clinical Studies (14.3)*]. Should a VTE occur or be suspected, estrogen plus progestin therapy should be discontinued immediately.

If feasible, estrogens should be discontinued at least 4 to 6 weeks before surgery of the type associated with an increased risk of thromboembolism, or during periods of prolonged immobilization.

5.2 Malignant Neoplasms

Endometrial Cancer

An increased risk of endometrial cancer has been reported with the use of unopposed estrogen therapy in a woman with a uterus. The reported endometrial cancer risk among unopposed estrogen users is about 2 to 12 times greater than in non-users, and appears dependent on duration of treatment and on estrogen dose. Most studies show no significant increased risk associated with use of estrogens for less than 1 year. The greatest risk appears associated with prolonged use, with increased risks of 15- to 24-fold for 5 to 10 years or more. This risk has been shown to persist for at least 8 to 15 years after estrogen therapy is discontinued.

Clinical surveillance of all women using estrogen-alone or estrogen plus progestin therapy is important. Adequate diagnostic measures, including directed or random endometrial sampling when indicated, should be undertaken to rule out malignancy in postmenopausal women with undiagnosed persistent or recurring abnormal genital bleeding.

There is no evidence that the use of natural estrogens results in a different endometrial risk profile than synthetic estrogens of equivalent estrogen dose. Adding a progestin to estrogen therapy in postmenopausal women has been shown to reduce the risk of endometrial hyperplasia, which may be a precursor to endometrial cancer.

Breast Cancer

The WHI substudy of daily CE (0.625 mg)-alone provided information about breast cancer in estrogen-alone users. In the WHI estrogen-alone substudy, after an average follow up of 7.1 years, daily CE-alone was not associated with an increased risk of invasive breast cancer (relative risk [RR] 0.80)⁵[see *Clinical Studies (14.3)*].

After a mean follow-up of 5.6 years, the estrogen plus progestin substudy reported an increased risk of invasive breast cancer in women who took daily CE plus MPA. In this substudy, prior use of estrogen-alone or estrogen plus progestin therapy was reported by 26 percent of the women. The relative risk of invasive breast cancer was 1.24, and the absolute risk was 41 versus 33 cases per 10,000 women-years for CE plus MPA compared with placebo. Among women who reported prior use of hormone therapy, the relative risk of invasive breast cancer was 1.86 and the absolute risk was 46 versus 25 cases per 10,000 women-years for CE plus MPA compared with placebo. Among women who reported no prior use of hormone therapy, the relative risk of invasive breast cancer was 1.09, and the absolute risk was 40 versus 36 cases per 10,000 women-years for CE plus MPA compared with placebo. In the same substudy, invasive breast cancers were larger, were more likely to be node positive, and were diagnosed at a more advanced stage in the CE (0.625 mg) plus MPA (2.5 mg) group compared with the placebo group. Metastatic disease was rare with no apparent difference between the two groups. Other prognostic factors, such as histologic subtype, grade and hormone receptor status did not differ between the groups⁶[see *Clinical Studies (14.3)*].

Consistent with the WHI clinical trial, observational studies have also reported an increased risk of breast cancer for estrogen plus progestin therapy, and a smaller increased risk for estrogen-alone therapy, after several years of use. One large meta-analysis of prospective cohort studies reported increased risks that were dependent upon duration of use and could last up to >10 years after discontinuation of estrogen plus progestin therapy and estrogen-alone therapy. Extension of the WHI trials also demonstrated increased breast cancer risk associated with estrogen plus progestin therapy. Observational studies also suggest that the risk of breast cancer was greater, and became apparent earlier, with estrogen plus progestin therapy as compared to estrogen-alone therapy. However, these studies have not found significant variation in the risk of breast cancer among different estrogen plus progestin combinations, doses, or routes of administration.

The use of estrogen-alone and estrogen plus progestin has been reported to result in an increase in abnormal mammograms requiring further evaluation.

All women should receive yearly breast examinations by a healthcare provider and perform monthly breast self-examinations. In addition, mammography examinations should be scheduled based on patient age, risk factors and prior mammogram results.

Ovarian Cancer

The WHI estrogen plus progestin substudy reported a statistically non-significant increased risk of ovarian cancer. After an average follow-up of 5.6 years, the relative risk for ovarian cancer for CE plus MPA versus placebo was 1.58 (95 percent CI, 0.77-3.24). The absolute risk for CE plus MPA versus placebo was 4 versus 3 cases per 10,000 women-years.⁷

A meta-analysis of 17 prospective and 35 retrospective epidemiology studies found that women who used hormonal therapy for menopausal symptoms had an increased risk

for ovarian cancer. The primary analysis, using case-control comparisons, included 12,110 cancer cases from the 17 prospective studies. The relative risks associated with current use of hormonal therapy was 1.41 (95% confidence interval [CI] 1.32 to 1.50); there was no difference in the risk estimates by duration of the exposure (less than 5 years [median of 3 years] vs. greater than 5 years [median of 10 years] of use before the cancer diagnosis). The relative risk associated with combined current and recent use (discontinued use within 5 years before cancer diagnosis) was 1.37 (95% CI 1.27-1.48), and the elevated risk was significant for both estrogen-alone and estrogen plus progestin products. The exact duration of hormone therapy use associated with an increased risk of ovarian cancer, however, is unknown.

5.3 Probable Dementia

In the WHIMS estrogen-alone ancillary study of WHI, a population of 2,947 hysterectomized women 65 to 79 years of age was randomized to daily CE (0.625 mg)-alone or placebo.

After an average follow-up of 5.2 years, 28 women in the estrogen-alone group and 19 women in the placebo group were diagnosed with probable dementia. The relative risk of probable dementia for CE-alone versus placebo was 1.49 (95 percent CI, 0.83-2.66). The absolute risk of probable dementia for CE-alone versus placebo was 37 versus 25 cases per 10,000 women-years⁸[see *Use in Specific Populations (8.5)*, and *Clinical Studies (14.4)*].

In the WHIMS estrogen plus progestin ancillary study, a population of 4,532 postmenopausal women 65 to 79 years of age was randomized to daily CE (0.625 mg) plus MPA (2.5 mg) or placebo.

After an average follow-up of 4 years, 40 women in the CE plus MPA group and 21 women in the placebo group were diagnosed with probable dementia. The relative risk of probable dementia for CE plus MPA versus placebo was 2.05 (95 percent CI, 1.21-3.48). The absolute risk of probable dementia for CE plus MPA versus placebo was 45 versus 22 cases per 10,000 women-years⁸[see *Use in Specific Populations (8.5)*, and *Clinical Studies (14.4)*].

When data from the two populations in the WHIMS estrogen-alone and estrogen plus progestin ancillary studies were pooled as planned in the WHIMS protocol, the reported overall relative risk for probable dementia was 1.76 (95 percent CI, 1.19-2.60). Since both ancillary substudies were conducted in women aged 65 to 79 years, it is unknown whether these findings apply to younger postmenopausal women⁸[see *Use in Specific Populations (8.5)* and *Clinical Studies (14.4)*].

5.4 Gallbladder Disease

A 2- to 4-fold increase in the risk of gallbladder disease requiring surgery in postmenopausal women receiving estrogens has been reported.

5.5 Hypercalcemia

Estrogen administration may lead to severe hypercalcemia in women with breast cancer and bone metastases. If hypercalcemia occurs, use of the drug should be stopped and appropriate measures taken to reduce the serum calcium level.

5.6 Visual Abnormalities

Retinal vascular thrombosis has been reported in women receiving estrogens. Discontinue medication pending examination if there is sudden partial or complete loss of vision, or a sudden onset of proptosis, diplopia, or migraine. If examination reveals papilledema or retinal vascular lesions, estrogens should be permanently discontinued.

5.7 Addition of a Progestin When a Woman Has Not Had a Hysterectomy

Studies of the addition of a progestin for 10 or more days of a cycle of estrogen administration, or daily with estrogen in a continuous regimen, have reported a lowered incidence of endometrial hyperplasia than would be induced by estrogen treatment alone. Endometrial hyperplasia may be a precursor to endometrial cancer. There are, however, possible risks that may be associated with the use of progestins with estrogens compared to estrogen-alone regimens. These include an increased risk of breast cancer.

5.8 Elevated Blood Pressure

In a small number of case reports, substantial increases in blood pressure have been attributed to idiosyncratic reactions to estrogens. In a large, randomized, placebo-controlled clinical trial, a generalized effect of estrogen therapy on blood pressure was not seen.

5.9 Hypertriglyceridemia

In women with pre-existing hypertriglyceridemia, estrogen therapy may be associated with elevations of plasma triglycerides leading to pancreatitis. Consider discontinuation of treatment if pancreatitis occurs.

5.10 Hepatic Impairment and/or a Past History of Cholestatic Jaundice

Estrogens may be poorly metabolized in women with impaired liver function. For women with a history of cholestatic jaundice associated with past estrogen use or with pregnancy, caution should be exercised and in the case of recurrence, medication should be discontinued.

5.11 Hypothyroidism

Estrogen administration leads to increased thyroid-binding globulin (TBG) levels. Women with normal thyroid function can compensate for the increased TBG by making more thyroid hormone, thus maintaining free T₄ and T₃ serum concentrations in the normal range. Women dependent on thyroid hormone replacement therapy who are also receiving estrogens may require increased doses of their thyroid replacement therapy. These women should have their thyroid function monitored in order to maintain their free thyroid hormone levels in an acceptable range.

5.12 Fluid Retention

Estrogens may cause some degree of fluid retention. Women with conditions that might be influenced by this factor, such as cardiac or renal impairment, warrant careful observation when estrogen-alone is prescribed.

5.13 Hypocalcemia

Estrogen therapy should be used with caution in women with hypoparathyroidism as estrogen-induced hypocalcemia may occur.

5.14 Exacerbation of Endometriosis

A few cases of malignant transformation of residual endometrial implants have been reported in women treated post-hysterectomy with estrogen-alone therapy. For women known to have residual endometriosis post-hysterectomy, the addition of progestin should be considered.

5.15 Hereditary Angioedema

Exogenous estrogens may exacerbate symptoms of angioedema in women with hereditary angioedema.

5.16 Exacerbation of Other Conditions

Estrogen therapy may cause an exacerbation of asthma, diabetes mellitus, epilepsy, migraine, porphyria, systemic lupus erythematosus and hepatic hemangiomas, and should be used with caution in women with these conditions.

5.17 Laboratory Tests

Serum follicle stimulating hormone (FSH) and estradiol levels have not been shown to be useful in the management of moderate to severe vasomotor symptoms and moderate to severe vulvar and vaginal atrophy due to menopause.

5.18 Drug-Laboratory Test Interactions

Accelerated prothrombin time, partial thromboplastin time, and platelet aggregation time; increased platelet count; increased factors II, VII antigen, VIII antigen, VIII coagulant activity, IX, X, XII, VII-X complex, II-VII-X complex, and beta-thromboglobulin; decreased levels of antifactor Xa and antithrombin III, decreased antithrombin III activity; increased levels of fibrinogen and fibrinogen activity; increased plasminogen antigen and activity.

Increased TBG levels leading to increased circulating total thyroid hormone levels as measured by protein-bound iodine (PBI), T₄ levels (by column or by radioimmunoassay) or T₃ levels by radioimmunoassay. T₃ resin uptake is decreased, reflecting the elevated TBG. Free T₄ and free T₃ concentrations are unaltered. Women on thyroid replacement therapy may require higher doses of thyroid hormone.

Other binding proteins may be elevated in serum, for example, corticosteroid binding globulin (CBG), sex hormone-binding globulin (SHBG), leading to increased total circulating corticosteroids and sex steroids, respectively. Free hormone concentrations, such as testosterone and estradiol, may be decreased. Other plasma proteins may be increased (angiotensinogen/renin substrate, alpha-1-antitrypsin, ceruloplasmin).

Increased plasma high-density lipoprotein (HDL) and HDL₂ cholesterol subfraction concentrations, reduced low-density lipoprotein (LDL) cholesterol concentration, increased triglycerides levels.

Impaired glucose tolerance.

5.19 Vaginal Use and Expulsion

Femring may not be suitable for women with conditions that make the vagina more susceptible to vaginal irritation or ulceration, or make expulsions more likely, such as narrow vagina, vaginal stenosis, vaginal infection, cervical prolapse, rectoceles and cystoceles. If local treatment of a vaginal infection is required, Femring can remain in place during treatment.

6 ADVERSE REACTIONS

The following serious adverse reactions are discussed elsewhere in the labeling:

- Cardiovascular Disorders [see *Boxed Warning, Warnings and Precautions (5.1)*].
- Malignant Neoplasms [see *Boxed Warning, Warnings and Precautions (5.2)*].

6.1 Clinical Trials Experience

Because clinical trials are conducted under widely varying conditions, adverse reaction rates observed in the clinical trials of a drug cannot be directly compared to rates in the clinical trials of another drug and may not reflect the rates observed in practice.

In a 13-week clinical trial that included 225 postmenopausal women treated with Femring and 108 women treated with placebo vaginal rings, adverse reactions that occurred at a rate of ≥ 2 percent are summarized in **Table 1**.

Table 1. Incidence of Adverse Reactions Occurring in ≥ 2 Percent of Subjects Presented in Descending Frequency of Preferred Term

Adverse Event	Placebo	Estradiol	Estradiol
	(n = 108)	0.05 mg/day (n = 113)	0.10 mg/day (n = 112)
	n (percent)	n (percent)	n (percent)
Headache (NOS)	10 (9.3)	8 (7.1)	11 (9.8)
Intermenstrual Bleeding	2 (1.9)	9 (8.0)	11 (9.8)
Vaginal Candidiasis	3 (2.8)	7 (6.2)	12 (10.7)
Breast Tenderness	2 (1.9)	7 (6.2)	12 (10.7)
Back Pain	4 (3.7)	7 (6.2)	4 (3.6)
Abdominal Distension	3 (2.8)	8 (7.1)	3 (2.7)
Sinusitis (NOS)	2 (1.9)	2 (1.8)	4 (3.6)
Uterine Pain	1 (0.9)	2 (1.8)	5 (4.5)
Urinary Tract Infection (NOS)	2 (1.9)	1 (0.9)	4 (3.6)

AE = adverse event; NOS = not otherwise specified

6.2 Postmarketing Experience

1. A few cases of toxic shock syndrome (TSS) have been reported in women using vaginal rings. TSS is a rare, but serious disease that may cause death. Warning signs of TSS include fever, nausea, vomiting, diarrhea, muscle pain, dizziness, faintness, or a sunburn-rash on face and body.
2. Cases of ring adherence to the vaginal or bladder wall, making ring removal difficult,

have been reported in women using vaginal rings and may require surgical removal of the device. Women should be carefully evaluated for vaginal or bladder wall ulceration or erosion. Cases of vaginal erosion and vaginal ulceration have been reported with other estradiol vaginal rings. If an ulceration or erosion has occurred, consideration should be given to leaving the ring out and not replacing it until healing is complete to prevent the ring from adhering to the vaginal tissue.

3. A few cases of bowel obstruction associated with vaginal ring use have been reported. Persistent abdominal complaints consistent with obstruction should be carefully evaluated.
4. A few cases of inadvertent ring insertion into the urinary bladder, which may require surgical removal, have been reported for women using vaginal rings. Persistent unexplained urinary symptoms should be carefully evaluated.

The following additional adverse reactions have been identified during post-approval use of Femring. Because these reactions are reported voluntarily from a population of uncertain size, it is not always possible to reliably estimate their frequency or establish a causal relationship to drug exposure.

Genitourinary system

Uterine cancer, vaginal hemorrhage, ovarian cyst, irregular menstruation, metrorrhagia, menorrhagia, dysmenorrhea, uterine enlargement.

Breasts

Breast cancer, fibrocystic breast disease, breast disorder, breast mass, breast enlargement, breast pain, nipple pain, breast discharge.

Cardiovascular

Chest pain, increased blood pressure, irregular heart rate, pulmonary embolism, cerebrovascular accident (stroke), hemiparesis, transient ischemic attack, thrombosis.

Gastrointestinal

Abdominal pain, pancreatitis, cholecystitis, cholelithiasis, vomiting.

Skin

Generalized erythema, erythema multiforme, erythema nodosum, rash, hirsutism, pruritis.

Eyes

Blindness, contact lens intolerance.

Central Nervous System

Dizziness, headache, depression, nervousness, mood disturbances, irritability.

Miscellaneous

Medical device complication, back pain, angioedema, weight increased/decreased, edema, libido increased/decreased, urticaria, hypersensitivity, anaphylaxis.

7 DRUG INTERACTIONS

No drug interaction studies have been conducted for Femring.

7.1 Metabolic Interactions

In vitro and *in vivo* studies have shown that estrogens are metabolized partially by

cytochrome P450 3A4 (CYP3A4). Therefore, inducers or inhibitors of CYP3A4 may affect estrogen drug metabolism. Inducers of CYP3A4 such as St. John's wort (*Hypericum perforatum*) preparations, phenobarbital, carbamazepine and rifampin may decrease the plasma concentration of estrogens, possibly resulting in a decrease in therapeutic effects and/or changes in the uterine bleeding profile. Inhibitors of CYP3A4 such as erythromycin, clarithromycin, ketoconazole, itraconazole, ritonavir and grapefruit juice may increase the plasma concentration of estrogens and may result in side effects.

8 USE IN SPECIFIC POPULATIONS

8.1 Pregnancy

Femring should not be used during pregnancy [see *Contraindications (4)*]. There appears to be little or no increased risk of birth defects in children born to women who have used estrogens and progestins as an oral contraceptive inadvertently during early pregnancy.

8.3 Nursing Mothers

Femring should not be used during lactation. Estrogen administration to nursing women has been shown to decrease the quantity and quality of the breast milk. Detectable amounts of estrogens have been identified in the breast milk of women receiving estrogen-alone therapy. Caution should be exercised when Femring is administered to a nursing woman.

8.4 Pediatric Use

Femring is not indicated in children. Clinical studies have not been conducted in the pediatric population.

8.5 Geriatric Use

There have not been sufficient numbers of geriatric women involved in clinical studies utilizing Femring to determine whether those over 65 years of age differ from younger subjects in their response to Femring.

The Women's Health Initiative Studies

In the WHI estrogen-alone substudy (daily CE [0.625 mg]-alone versus placebo), there was a higher relative risk of stroke in women greater than 65 years of age [see *Clinical Studies (14.2)*].

In the WHI estrogen plus progestin substudy (daily CE [0.625 mg] plus MPA [2.5 mg] versus placebo), there was a higher relative risk of nonfatal stroke and invasive breast cancer in women greater than 65 years of age [see *Clinical Studies (14.2)*].

The Women's Health Initiative Memory Study

In the WHIMS ancillary studies of postmenopausal women 65 to 79 years of age, there was an increased risk of developing probable dementia in women receiving estrogen-alone or estrogen plus progestin when compared to placebo [see *Warnings and Precautions (5.3)*, and *Clinical Studies (14.4)*].

Since both ancillary studies were conducted in women 65 to 79 years of age, it is

unknown whether these findings apply to younger postmenopausal women⁸[see *Warnings and Precautions (5.3)*, and *Clinical Studies (14.4)*].

8.6 Renal Impairment

The effect of renal impairment on the pharmacokinetics of Femring has not been studied.

8.7 Hepatic Impairment

The effect of hepatic impairment on the pharmacokinetics of Femring has not been studied.

10 OVERDOSAGE

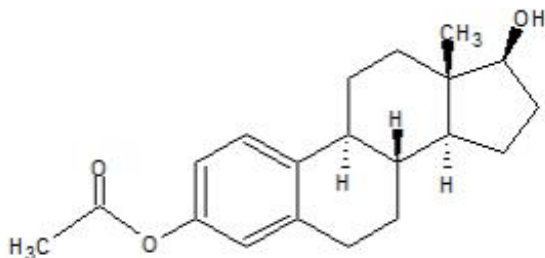
Overdosage of estrogen may cause nausea, vomiting, breast tenderness, dizziness, abdominal pain, drowsiness and fatigue, and withdrawal bleeding may occur in women. Treatment of overdose consists of discontinuation of Femring with institution of appropriate symptomatic care.

11 DESCRIPTION

Femring (estradiol acetate vaginal ring) is an off-white, soft, flexible ring with a central core containing estradiol acetate.

Femring is made of cured silicone elastomer composed of dimethyl polysiloxane silanol, silica (diatomaceous earth), normal propyl orthosilicate, stannous octoate; barium sulfate and estradiol acetate. The rings have the following dimensions: outer diameter 56 mm, cross-sectional diameter 7.6 mm, core diameter 2 mm.

Femring is available in two strengths: Femring 0.05 mg/day has a central core that contains 12.4 mg of estradiol acetate, which releases at a rate equivalent to 0.05 mg of estradiol per day for 3 months. Femring 0.10 mg/day has a central core that contains 24.8 mg of estradiol acetate, which releases at a rate equivalent to 0.10 mg of estradiol per day for 3 months.



Estradiol acetate is chemically described as estra-1,3,5(10)-triene-3,17 β -diol-3-acetate. The molecular formula of estradiol acetate is C₂₀H₂₆O₃ and the molecular weight of estradiol acetate is 314.42.

12 CLINICAL PHARMACOLOGY

12.1 Mechanism of Action

Endogenous estrogens are largely responsible for the development and maintenance of the female reproductive system and secondary sexual characteristics. Although circulating estrogens exist in a dynamic equilibrium of metabolic interconversions, estradiol is the principal intracellular human estrogen and is substantially more potent than its metabolites, estrone and estriol, at the receptor level.

The primary source of estrogen in normally cycling adult women is the ovarian follicle, which secretes 70 to 500 mcg of estradiol daily, depending on the phase of the menstrual cycle. After menopause, most endogenous estrogen is produced by conversion of androstenedione, which is secreted by the adrenal cortex, to estrone in the peripheral tissues. Thus, estrone and the sulfate conjugated form, estrone sulfate, are the most abundant circulating estrogens in postmenopausal women.

Estrogens act through binding to nuclear receptors in estrogen-responsive tissues. To date, two estrogen receptors have been identified. These vary in proportion from tissue to tissue.

Circulating estrogens modulate the pituitary secretion of the gonadotropins, luteinizing hormone (LH) and FSH through a negative feedback mechanism. Estrogens act to reduce the elevated levels of these hormones seen in postmenopausal women.

12.2 Pharmacodynamics

There are no pharmacodynamic data for Femring.

12.3 Pharmacokinetics

Absorption

Estradiol acetate is hydrolyzed to estradiol which is absorbed through the vaginal mucosa as evidenced by the mean time to maximum concentration (t_{max}) for estradiol of about 1 hour (range 0.25 to 1.5 hrs). After achieving the C_{max} the estradiol concentration starts declining during the first 24 to 48 hours and then at a relatively constant rate for the remainder of the 3-month dosing interval (**see Figure 1** for results from rings stored for 16 months). *In vitro* studies have shown that this initial release is higher as the rings age upon storage.

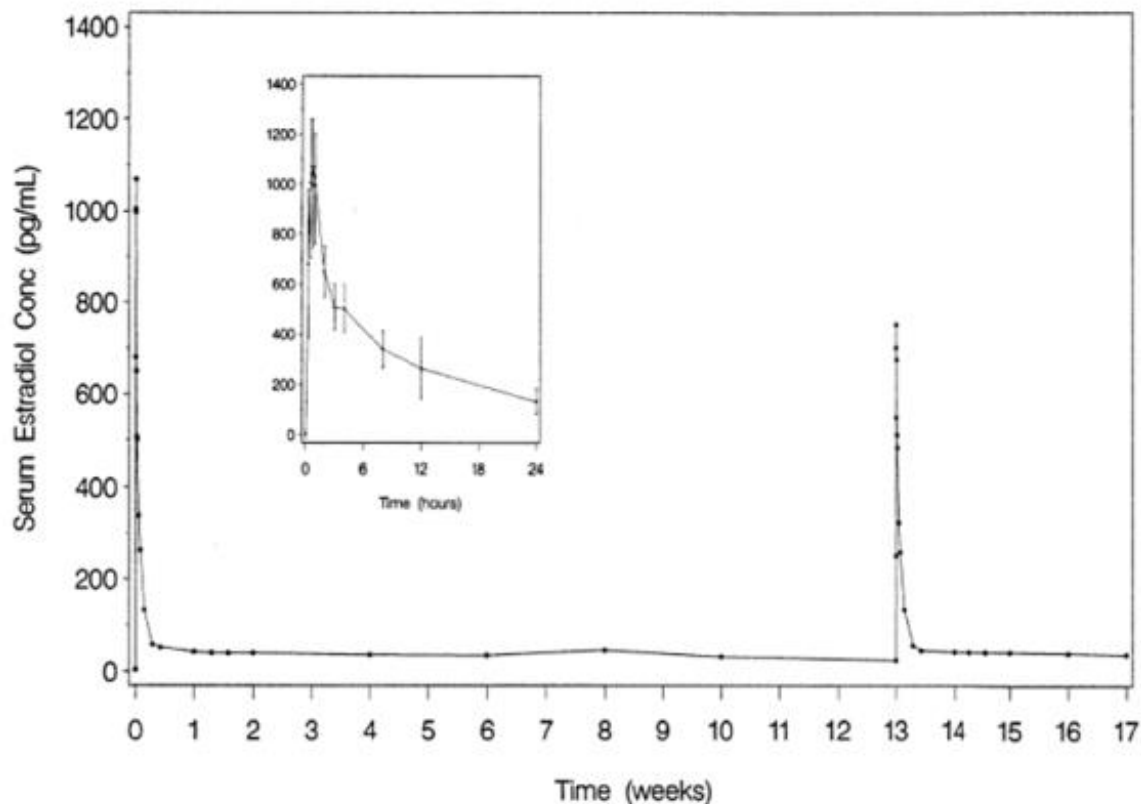


Figure 1. Mean serum estradiol concentrations following multiple dose administration of Femring (0.05 mg/day estradiol) (second dose administered at 13 weeks) (inset: mean (\pm SD) of serum concentration-time profile for dose 1 from 0-24 hours)

Following administration of Femring (0.05 mg/day estradiol), average serum estradiol concentration was 40.6 pg/mL; the corresponding apparent *in vivo* estradiol delivery rate was 0.052 mg/day. Following administration of Femring (0.10 mg/day estradiol), average serum estradiol concentration was 76 pg/mL; apparent *in vivo* delivery rate was 0.097 mg/day. Results are summarized in **Table 2** below.

Table 2. Summary of Mean (Percent RSD)* Pharmacokinetic Parameters for Femring

Dose (as estradiol)		Number of subjects	C _{max} (pg/mL)	T _{max} (hour)	C _{avg} (pg/mL)
0.05 mg/day	Estradiol ¹	25	1129 (25)	0.9 (41)	40.6 (26)
	Estrone ¹	25	141 (25)	6.2 (84)	35.9 (21)
	Estrone sulfate ¹	25	2365 (44)	9.3 (39)	494.6 (48)
0.10 mg/day	Estradiol ²	12	1665 (23)	0.7 (90)	-- ⁴
	Estradiol ³	11	--	--	76.0 (24)
	Estrone ³	11	--	--	45.7 (25)

* Relative Standard Deviation, ¹Study 1, ²Study 2, ³Study 3, ⁴-- Not determined

Consistent with the avoidance of first pass metabolism achieved by vaginal estradiol administration, serum estradiol concentrations were slightly higher than estrone concentrations.

Distribution

The distribution of exogenous estrogens is similar to that of endogenous estrogens. Estrogens are widely distributed in the body and are generally found in higher concentrations in the sex hormone target organs. Estrogens circulate in the blood largely bound to SHBG and albumin.

Metabolism

Exogenous estrogens are metabolized in the same manner as endogenous estrogens. Circulating estrogens exist in a dynamic equilibrium of metabolic interconversions. These transformations take place mainly in the liver. Estradiol is converted reversibly to estrone, and both can be converted to estriol, which is a major urinary metabolite. Estrogens also undergo enterohepatic recirculation via sulfate and glucuronide conjugation in the liver, biliary secretion of conjugates into the intestine, and hydrolysis in the intestine followed by reabsorption. In postmenopausal women, a significant proportion of the circulating estrogens exist as sulfate conjugates, especially estrone sulfate, which serves as a circulating reservoir for the formation of more active estrogens.

Excretion

Estradiol, estrone, and estriol are excreted in the urine along with glucuronide and sulfate conjugates.

The estradiol apparent elimination half-life value is 21 to 26 hours.

Use in Specific Populations

No pharmacokinetic studies were conducted with Femring in specific populations, including women with renal or hepatic impairment.

13 NONCLINICAL TOXICOLOGY

13.1 Carcinogenesis, Mutagenesis, Impairment of Fertility

Long-term continuous administration of natural and synthetic estrogens in certain animal species increases the frequency of carcinomas of the breast, uterus, cervix, vagina, testis, and liver.

Estradiol acetate was assayed for mutation in four histidine-requiring strains of *Salmonella typhimurium* and in one tryptophan-requiring strain of *Escherichia coli*. Estradiol acetate did not induce mutations in any of the bacterial strains tested under the conditions employed.

14 CLINICAL STUDIES

14.1 Effects on Vasomotor Symptoms

A 13-week double-blind, placebo-controlled clinical trial was conducted to evaluate the efficacy of 2 doses of the vaginal ring in the treatment of moderate to severe vasomotor symptoms in 333 postmenopausal women between 29 and 85 years of age (mean age 51.7 years, 77 percent were Caucasian) who had at least 7 moderate to severe hot

flushes daily or at least 56 moderate to severe hot flushes per week before randomization. Patients were randomized to receive either placebo, Femring 0.05 mg/day or Femring 0.10 mg/day. Femring 0.05 mg/day and Femring 0.10 mg/day were shown to be statistically better than placebo at weeks 4 and 12 for relief of both the frequency and severity of moderate to severe vasomotor symptoms. Frequency results are shown in **Table 3**. Severity results are shown in **Table 4**.

Table 3. Mean Change from Baseline in the Number of Moderate to Severe Vasomotor Symptoms per Week - ITT Population, LOCF

Visit	Placebo (n = 105)	Estradiol 0.05 mg/day (n = 111)	Estradiol 0.10 mg/day (n = 109)
Baseline [1]			
Mean (SD)	83.62 (60.42)	73.83 (24.53)	75.11 (25.44)
Week 4			
Mean (SD)	51.14 (51.19)	21.59* (27.76)	11.37* (19.43)
Mean Change from Baseline (SD)	-32.48 (46.25)	-52.24* (32.92)	-63.75* (26.68)
p value vs. Placebo (95 percent CI) [2]	-	<0.001 (-30.7, -8.8)	<0.001 (-42.2, -20.3)
Week 12			
Mean (SD)	42.21 (41.13)	15.48* (25.42)	8.25* (16.58)
Mean Change from Baseline (SD)	-41.41 (65.61)	-58.36* (31.36)	-66.87* (27.44)
p value vs. Placebo (95 percent CI) [2]	-	0.006 (-30.5, -3.4)	<0.001 (-39.1, -11.8)

*Denotes statistical significance at the 0.050 level.

[1] The baseline number of moderate to severe vasomotor symptoms (MSVS) is the weekly average number of MSVS during the two weeks between screening and randomization.

[2] p values and confidence intervals are from a two-way ANOVA with factors for treatment and study center for the difference between treatment groups in the mean change from baseline. Confidence intervals are adjusted for multiple comparisons within each timepoint using Dunnett's method.

ITT = intent to treat; LOCF = last observation carried forward; CI = confidence interval

Table 4. Mean Change from Baseline in the Severity of Moderate to Severe Vasomotor Symptoms per Week - ITT Population, LOCF

Visit	Placebo (n = 105)	Estradiol 0.05 mg/day (n = 111)	Estradiol 0.10 mg/day (n = 109)
Baseline [1]			
Mean (SD)	2.51 (0.26)	2.46 (0.23)	2.48 (0.24)
Week 4			

Mean (SD)	2.23 (0.71)	1.67* (1.07)	1.15* (1.14)
Mean Change from Baseline (SD)	-0.28 (0.69)	- 0.79* (1.08)	-1.33* (1.10)
p value vs. Placebo (95 percent CI) [2]	-	<0.001 (-0.8, -0.2)	<0.001 (-1.3, -0.8)

Week 12

Mean (SD)	2.00 (0.96)	1.41* (1.17)	0.92* (1.09)
Mean Change from Baseline (SD)	-0.51 (0.94)	-1.06* (1.16)	-1.56* (1.06)
p value vs. Placebo (95 percent CI) [2]	-	<0.001 (-0.9, -0.2)	<0.001 (-1.4, -0.7)

*Denotes statistical significance at the 0.050 level.

[1] The baseline severity of moderate to severe vasomotor symptoms (MSVS) is the average severity of MSVS during the two weeks between screening and randomization.

[2] p values and confidence intervals are from a two-way ANOVA with factors for treatment and study center for the difference between treatment groups in the mean change from baseline. Confidence intervals are adjusted for multiple comparisons within each timepoint using Dunnett's method.

ITT = intent to treat; LOCF = last observation carried forward; CI = confidence interval

14.2 Effects on Vulvar and Vaginal Atrophy

In the same 13-week clinical trial, vaginal superficial cells increased by a mean of 16.0 percent and 18.9 percent for Femring 0.05 mg/day and Femring 0.10 mg/day, respectively, as compared to 1.11 percent for placebo at week 13. A corresponding reduction in parabasal cells was observed at week 13. Vaginal pH decreased for Femring 0.05 mg/day and Femring 0.10 mg/day by a mean of 0.73 and 0.60, respectively, compared to a mean decrease of 0.25 in the placebo group.

14.3 Women's Health Initiative Studies

The WHI enrolled approximately 27,000 predominantly healthy postmenopausal women in two substudies to assess the risks and benefits of daily oral CE (0.625 mg)-alone or in combination with MPA (2.5 mg) compared to placebo in the prevention of certain chronic diseases. The primary endpoint was the incidence of CHD (defined as nonfatal MI, silent MI and CHD death), with invasive breast cancer as the primary adverse outcome. A "global index" included the earliest occurrence of CHD, invasive breast cancer, stroke, PE, endometrial cancer (only in the CE plus MPA substudy), colorectal cancer, hip fracture, or death due to other cause. These substudies did not evaluate the effects of CE-alone or CE plus MPA on menopausal symptoms.

WHI Estrogen-Alone Substudy

The WHI estrogen-alone substudy was stopped early because an increased risk of stroke was observed, and it was deemed that no further information would be obtained regarding the risks and benefits of estrogen-alone in predetermined primary endpoints.

Results of the estrogen-alone substudy, which included 10,739 women (average 63 years of age, range 50 to 79; 75.3 percent White, 15.1 percent Black, 6.1 percent Hispanic, 3.6 percent Other), after an average follow-up of 7.1 years, are presented in **Table 5**.

Table 5. Relative and Absolute Risk Seen in the Estrogen-Alone Substudy of WHI^a

Event	Relative Risk CE vs. Placebo (95 percent nCI ^b)	CE	Placebo
		n = 5,310	n = 5,429
		Absolute Risk per 10,000 Women- Years	
CHD events ^c	0.95 (0.78-1.16)	54	57
<i>Non-fatal MI^c</i>	<i>0.91 (0.73-1.14)</i>	<i>40</i>	<i>43</i>
<i>CHD death^c</i>	<i>1.01 (0.71-1.43)</i>	<i>16</i>	<i>16</i>
All strokes ^c	1.33 (1.05-1.68)	45	33
<i>Ischemic stroke^c</i>	<i>1.55 (1.19-2.01)</i>	<i>38</i>	<i>25</i>
Deep vein thrombosis ^{c,d}	1.47 (1.06-2.06)	23	15
Pulmonary embolism ^c	1.37 (0.90-2.07)	14	10
Invasive breast cancer ^c	0.80 (0.62-1.04)	28	34
Colorectal cancer ^c	1.08 (0.75-1.55)	17	16
Hip fracture ^c	0.65 (0.45-0.94)	12	19
Vertebral fractures ^{c,d}	0.64 (0.44-0.93)	11	18
Lower arm/wrist fractures ^{c,d}	0.58 (0.47-0.72)	35	59
Total fractures ^{c,d}	0.71 (0.64-0.80)	144	197
Deaths due to other causes ^{e,f}	1.08 (0.88-1.32)	53	50
Overall Mortality ^{c,d}	1.04 (0.88-1.22)	79	75
Global Index ^g	1.02 (0.92-1.13)	206	201

^aAdapted from numerous WHI publications. WHI publications can be viewed at www.nhlbi.nih.gov/whi.

^bNominal confidence intervals unadjusted for multiple looks and multiple comparisons.

^cResults are based on centrally adjudicated data for an average follow-up of 7.1 years.

^dNot included in “global index”.

^eResults are based on an average follow-up of 6.8 years.

^fAll deaths, except from breast or colorectal cancer, definite or probable CHD, PE or cerebrovascular disease.

^gA subset of the events was combined in a “global index” defined as the earliest occurrence of CHD events, invasive breast cancer, stroke, PE, colorectal cancer, hip fracture, or death due to other causes.

For those outcomes included in the WHI “global index” that reached statistical significance, the absolute excess risk per 10,000 women-years in the group treated with CE-alone were 12 more strokes, while the absolute risk reduction per 10,000 women-years was 7 fewer hip fractures.⁹ The absolute excess risk of events included in the “global index” was a non-significant 5 events per 10,000 women-years. There was no difference between the groups in terms of all-cause mortality.

No overall difference for primary CHD events (nonfatal MI, silent MI and CHD death) and invasive breast cancer incidence in women receiving CE-alone compared with placebo was reported in final centrally adjudicated results from the estrogen-alone substudy, after an average follow-up of 7.1 years. See Table 5.

Centrally adjudicated results for stroke events from the estrogen-alone substudy, after an average follow-up of 7.1 years, reported no significant difference in distribution of stroke subtype or severity, including fatal strokes, in women receiving CE-alone compared to placebo. Estrogen-alone therapy increased the risk of ischemic stroke, and this excess was present in all subgroups of women examined.¹⁰ See Table 5.

Timing of the initiation of estrogen-alone therapy relative to the start of menopause may affect the overall risk benefit profile. The WHI estrogen-alone substudy stratified by age, showed in women 50 to 59 years of age, a non-significant trend toward reduced risk for CHD [hazard ratio (HR) 0.63 (95 percent CI, 0.36-1.09)] and overall mortality [HR 0.71 (95 percent CI, 0.46-1.11)].

WHI Estrogen Plus Progestin Substudy

The WHI estrogen plus progestin substudy was stopped early. According to the predefined stopping rule, after an average follow-up of 5.6 years of treatment, the increased risk of breast cancer and cardiovascular events exceeded the specified benefits included in the “global index”. The absolute excess risk of events included in the “global index” was 19 per 10,000 women-years.

For those outcomes included in the WHI “global index” that reached statistical significance after 5.6 years of follow-up, the absolute excess risks per 10,000 women-years in the group treated with CE plus MPA were 7 more CHD events, 8 more strokes, 10 more PEs, and 8 more invasive breast cancers, while the absolute risk reductions per 10,000 women-years were 6 fewer colorectal cancers and 5 fewer hip fractures.

Results of the CE plus MPA substudy, which included 16,608 women (average 63 years of age, range 50 to 79; 83.9 percent White, 6.8 percent Black, 5.4 percent Hispanic, 3.9 percent Other) are presented in **Table 6**. These results reflect centrally adjudicated data after an average follow-up of 5.6 years.

Table 6. Relative and Absolute Risk Seen in the Estrogen Plus Progestin Substudy of WHI at an Average of 5.6 Years^{a,b}

Event	Relative Risk CE/MPA vs. Placebo (95% nCI ^c)	CE/MPA	Placebo
		n = 8,506	n = 8,102
		Absolute Risk per 10,000 Women-Years	
CHD events	1.23 (0.99-1.53)	41	34
<i>Non-fatal MI</i>	<i>1.28 (1.00-1.63)</i>	<i>31</i>	<i>25</i>
<i>CHD death</i>	<i>1.10 (0.70-1.75)</i>	<i>8</i>	<i>8</i>
All strokes	1.31 (1.03-1.68)	33	25
<i>Ischemic stroke</i>	<i>1.44 (1.09-1.90)</i>	<i>26</i>	<i>18</i>
Deep vein thrombosis ^d	1.95 (1.43-2.67)	26	13
Pulmonary embolism	2.13 (1.45-3.11)	18	8
Invasive breast cancer ^e	1.24 (1.01-1.54)	41	33
Colorectal cancer	0.61 (0.42-0.87)	10	16
Endometrial cancer ^d	0.81 (0.48-1.36)	6	7
Cervical cancer ^d	1.44 (0.47-4.42)	2	1
Hip fracture	0.67 (0.47-0.96)	11	16

Vertebral fractures ^d	0.65 (0.46-0.92)	11	17
Lower arm/wrist fractures ^d	0.71 (0.59-0.85)	44	62
Total fractures ^d	0.76 (0.69-0.83)	152	199
Overall Mortality ^{c,f}	1.00 (0.83-1.19)	52	52
Global Index ^g	1.13 (1.02-1.25)	184	165

^aAdapted from numerous WHI publications. WHI publications can be viewed at www.nhlbi.nih.gov/whi.

^bResults are based on centrally adjudicated data.

^cNominal confidence intervals unadjusted for multiple looks and multiple comparisons.

^dNot included in “global index”.

^eIncludes metastatic and non-metastatic breast cancer with the exception of *in situ* cancer.

^fAll deaths, except from breast or colorectal cancer, definite or probable CHD, PE or cerebrovascular disease.

^gA subset of the events was combined in a “global index” defined as the earliest occurrence of CHD events, invasive breast cancer, stroke, PE, colorectal cancer, hip fracture, or death due to other causes.

Timing of initiation of estrogen plus progestin therapy relative to the start of menopause may affect the overall risk benefit profile. The WHI estrogen plus progestin substudy stratified by age showed in women 50 to 59 years of age a non-significant trend toward reduced risk for overall mortality [*HR 0.69 (95 percent CI, 0.44-1.07)*].

14.4 Women’s Health Initiative Memory Study

The WHIMS estrogen-alone ancillary study of WHI enrolled 2,947 predominantly healthy hysterectomized postmenopausal women 65 to 79 years of age and older (45 percent were 65 to 69 years of age; 36 percent were 70 to 74 years of age; 19 percent were 75 years of age and older) to evaluate the effects of daily CE (0.625 mg)-alone on the incidence of probable dementia (primary outcome) compared to placebo.

After an average follow-up of 5.2 years, the relative risk of probable dementia for CE-alone versus placebo was 1.49 (95 percent CI, 0.83-2.66). The absolute risk of probable dementia for CE-alone versus placebo was 37 versus 25 cases per 10,000 women-years. Probable dementia as defined in this study included Alzheimer’s disease (AD), vascular dementia (VaD) and mixed types (having features of both AD and VaD). The most common classification of probable dementia in the treatment group and the placebo group was AD. Since the ancillary study was conducted in women 65 to 79 years of age, it is unknown whether these findings apply to younger postmenopausal women [*see Warnings and Precautions (5.3), and Use in Specific Populations (8.5)*].

The WHIMS estrogen plus progestin ancillary study of WHI enrolled 4,532 predominantly healthy postmenopausal women 65 years of age and older (47 percent were 65 to 69 years of age, 35 percent were 70 to 74 years of age, and 18 percent were 75 years of age and older) to evaluate the effects of CE (0.625 mg) plus MPA (2.5 mg) on the incidence of probable dementia (primary outcome) compared to placebo.

After an average follow-up of 4 years, the relative risk of probable dementia for CE plus MPA versus placebo was 2.05 (95 percent CI, 1.21-3.48). The absolute risk of probable dementia for CE plus MPA versus placebo was 45 versus 22 per 10,000 women-years.

Probable dementia as defined in this study included AD, VaD and mixed types (having features of both AD and VaD). The most common classification of probable dementia in the treatment group and the placebo group was AD. Since the substudy was conducted in women 65 to 79 years of age, it is unknown whether these findings apply to younger postmenopausal women [see *Warnings and Precautions (5.3)*, and *Use in Specific Populations (8.5)*].

When data from the two populations were pooled as planned in the WHIMS protocol, the reported overall relative risk for probable dementia was 1.76 (95 percent CI, 1.19-2.60). Differences between groups became apparent in the first year of treatment. It is unknown whether these findings apply to younger postmenopausal women [see *Warnings and Precautions (5.3)*, and *Use in Specific Populations (8.5)*].

15 REFERENCES

1. Rossouw JE, et al. Postmenopausal Hormone Therapy and Risk of Cardiovascular Disease by Age and Years Since Menopause. *JAMA*. 2007;297:1465-1477.
2. Hsia J, et al. Conjugated Equine Estrogens and Coronary Heart Disease. *Arch Int Med*. 2006;166:357-365.
3. Curb JD, et al. Venous Thrombosis and Conjugated Equine Estrogen in Women Without a Uterus. *Arch Int Med*. 2006;166:772-780.
4. Cushman M, et al. Estrogen Plus Progestin and Risk of Venous Thrombosis. *JAMA*. 2004;292:1573-1580.
5. Stefanick ML, et al. Effects of Conjugated Equine Estrogens on Breast Cancer and Mammography Screening in Postmenopausal Women With Hysterectomy. *JAMA*. 2006;295:1647-1657.
6. Chlebowski RT, et al. Influence of Estrogen Plus Progestin on Breast Cancer and Mammography in Healthy Postmenopausal Women. *JAMA*. 2003;289:3234-3253.
7. Anderson GL, et al. Effects of Estrogen Plus Progestin on Gynecologic Cancers and Associated Diagnostic Procedures. *JAMA*. 2003;290:1739-1748.
8. Shumaker SA, et al. Conjugated Equine Estrogens and Incidence of Probable Dementia and Mild Cognitive Impairment in Postmenopausal Women. *JAMA*. 2004;291:2947-2958.
9. Jackson RD, et al. Effects of Conjugated Equine Estrogen on Risk of Fractures and BMD in Postmenopausal Women With Hysterectomy: Results From the Women's Health Initiative Randomized Trial. *J Bone Miner Res*. 2006;21:817-828.
10. Hendrix SL, et al. Effects of Conjugated Equine Estrogen on Stroke in the Women's Health Initiative. *Circulation*. 2006;113:2425-2434.

16 HOW SUPPLIED/STORAGE AND HANDLING

16.1 How Supplied

Each Femring (estradiol acetate vaginal ring) is individually packaged in a pouch consisting of one side medical grade paper and the other side polyester/polyethylene laminate.

N 72495-201-05 Femring 0.05 mg/day (estradiol acetate vaginal ring) is available in single units.

N 72495-202-10 Femring 0.10 mg/day (estradiol acetate vaginal ring) is available in single units.

16.2 Storage and Handling

Store at 20° C to 25° C (68° F to 77° F); excursions permitted to -20° C to 40° C (-4° F to 104° F).

Do not store unpouched. Insert immediately upon removal from the protective pouch.

17 PATIENT COUNSELING INFORMATION

See FDA-approved patient labeling (Patient Information and Instructions for Use).

17.1 Vaginal Bleeding

Inform postmenopausal women of the importance of reporting abnormal vaginal bleeding to their healthcare provider as soon as possible [*see Warnings and Precautions (5.2)*].

17.2 Possible Serious Adverse Reactions with Estrogen-Alone Therapy

Inform postmenopausal women of possible serious adverse reactions of estrogen-alone therapy including Cardiovascular Disorders, Malignant Neoplasms, and Probable Dementia [*see Warnings and Precautions (5.1, 5.2, 5.3)*].

17.3 Possible Less Serious but Common Adverse Reactions with Estrogen-Alone Therapy

Inform postmenopausal women of possible less serious but common adverse reactions of estrogen-alone therapy such as headache, breast pain and tenderness, nausea and vomiting.

Contact with blood may cause discoloration of Femring during use. This does not affect the release of the drug. Inform postmenopausal women of the importance of reporting abnormal vaginal bleeding to their healthcare provider as soon as possible.

Manufactured by Millicent Pharma (NI) Limited for
Millicent U.S., Inc, East Hanover, NJ 07936.
Product of United Kingdom.

©2018 Millicent. All rights reserved.

FEMRING® is a registered trademark of Millicent Pharma Limited
Millicent® and its design are trademarks of Millicent Pharma Limited

Patient Information

Femring (fem-ring) (estradiol acetate vaginal ring)

Read this Patient Information before you start using Femring and each time you get a refill. There may be new information. This information does not take the place of talking to your healthcare provider about your menopausal symptoms or your treatment.

What is the most important information I should know about Femring (an estrogen hormone)?

- Using estrogen-alone may increase your chance of getting cancer of the uterus (womb). Report any unusual vaginal bleeding right away while you are using Femring. Vaginal bleeding after menopause may be a warning sign of cancer of the uterus (womb). Your healthcare provider should check any unusual vaginal bleeding to find out the cause.
- Do not use estrogen-alone to prevent heart disease, heart attacks, strokes or dementia (decline in brain function).
- Using estrogen-alone may increase your chances of getting strokes or blood clots.
- Using estrogen-alone may increase your chance of getting dementia, based on a study of women 65 years of age or older.
- Do not use estrogens with progestins to prevent heart disease, heart attacks, strokes or dementia.
- Using estrogens with progestins may increase your chances of getting heart attacks, strokes, breast cancer, or blood clots.
- Using estrogens with progestins may increase your chance of getting dementia, based on a study of women 65 years of age or older.
- You and your healthcare provider should talk regularly about whether you still need treatment with Femring.

What is Femring?

Femring is a prescription vaginal ring that contains estradiol (an estrogen hormone). Femring should be removed after 90 days of continuous use. If you and your healthcare provider decide you should continue using Femring, a new ring can be inserted in your vagina.

What is Femring used for?

Femring is used after menopause to:

- **reduce moderate to severe hot flushes**

Estrogens are hormones made by a woman's ovaries. The ovaries normally stop making estrogens when a woman is between 45 and 55 years old. This drop in body estrogen levels causes the "change of life" or menopause, the end of monthly menstrual periods. Sometimes both ovaries are removed during an operation before natural menopause takes place. The sudden drop in estrogen levels causes "surgical menopause".

When estrogen levels begin dropping, some women get very uncomfortable symptoms, such as feelings of warmth in the face, neck, and chest, or sudden intense episodes of heat and sweating ("hot flashes" or "hot flushes"). In some women the symptoms are mild, and they will not need to take estrogens. In other women, symptoms can be more severe.

- **treat moderate to severe menopausal changes in and around the vagina**

You and your healthcare provider should talk regularly about whether you still need treatment with Femring to control these problems. If you use Femring only to treat your

menopausal changes in and around your vagina, talk with your healthcare provider about whether a topical vaginal product would be better for you.

You and your healthcare provider should talk regularly about whether you still need treatment with Femring.

Who should not use Femring?

Do not start using Femring if you:

- **have unusual vaginal bleeding**

Vaginal bleeding after menopause may be a warning sign of cancer of the uterus (womb). Your healthcare provider should check any unusual vaginal bleeding to find out the cause.

- **currently have or have had certain cancers**

Estrogens may increase the chances of getting certain types of cancers, including cancer of the breast and uterus. If you have or have had cancer, talk with your healthcare provider about whether you should use Femring.

- **had a stroke or heart attack**
- **currently have or have had blood clots**
- **currently have or have had liver problems**
- **have been diagnosed with a bleeding disorder**
- **are allergic to Femring or any of its ingredients**
See the list of ingredients in Femring at the end of this leaflet.
- **think you may be pregnant**

Femring is not for pregnant women. If you think you may be pregnant, you should have a pregnancy test and know the results. Do not use Femring if the test is positive and talk to your healthcare provider.

What should I tell my healthcare provider before I use Femring?

Before you use Femring, tell your healthcare provider if you:

- **have any unusual vaginal bleeding**
Vaginal bleeding after menopause may be a warning sign of cancer of the uterus (womb). Your healthcare provider should check any unusual vaginal bleeding to find out the cause.
- **have any problems with your vagina or cervix (lower end of your womb)**
Your healthcare provider may need to check you more carefully if your cervix, bladder, or rectum have fallen out of their normal position and into the vagina or through the opening of the vagina. This may make it more difficult for you to keep Femring in place in your vagina.
- **have any other medical conditions**
Your healthcare provider may need to check you more carefully if you have certain conditions such as asthma (wheezing), epilepsy (seizures), diabetes, migraine, endometriosis, lupus, angioedema (swelling of face and tongue) or problems with your heart, liver, thyroid, kidneys, or have high calcium levels in your blood.
- **are going to have surgery or will be on bed rest**
Your healthcare provider will let you know if you need to stop using Femring.

- **are breastfeeding**

The hormones in Femring can pass into your breast milk.

Tell your healthcare provider about all the medicines you take, including prescription and nonprescription medicines, vitamins and herbal supplements. Some medicines may affect how Femring works. Femring may also affect how your other medicines work. Keep a list of your medicines and show it to your healthcare provider and pharmacist when you get a new medicine.

How should I use Femring?

For detailed instructions, see the step-by-step instructions for using Femring at the end of this Patient Information.

- Use Femring exactly as your healthcare provider tells you to use it.
- Femring is inserted into your vagina by you.
- Femring should stay in your vagina for 90 days.
- After 90 days Femring should be removed. If you and your healthcare provider decide you should continue using Femring, a new Femring can be inserted.
- You and your healthcare provider should talk regularly (every 3 to 6 months) about the dose of medicine you are using and whether you still need treatment with Femring.

What are the possible problems you may have when using Femring?

- **toxic shock syndrome (TSS)**

Toxic shock syndrome is a rare but serious illness caused by a bacterial infection that may cause death. Remove your Femring immediately and call your healthcare provider right away if you have any of the following symptoms:

- o fever
- o nausea or vomiting
- o diarrhea
- o muscle pain
- o dizziness
- o feel faint
- o a sunburn rash on your face or body

- **attachment to your vaginal wall**

Contact your healthcare provider right away if you have difficulty removing Femring.

- **accidental placement in your bladder**

What are the possible side effects of Femring?

Side effects are grouped by how serious they are and how often they happen when you are treated.

Serious, but less common side effects include:

- heart attack
- stroke
- blood clots

- dementia
- breast cancer
- cancer of the lining of the uterus (womb)
- cancer of the ovary
- high blood pressure
- high blood sugar
- gallbladder disease
- liver problems
- changes in your thyroid hormone levels
- enlargement of benign tumors of the uterus (“fibroids”)

Call your healthcare provider right away if you get any of the following warning signs, or any other unusual symptoms that concern you:

- new breast lumps
- unusual vaginal bleeding
- changes in vision or speech
- sudden new severe headaches
- severe pains in your chest or legs with or without shortness of breath, weakness and fatigue

Less serious, but common side effects include:

- headache
- breast tenderness or pain
- irregular vaginal bleeding or spotting
- stomach or abdominal cramps, bloating
- nausea and vomiting
- hair loss
- fluid retention
- vaginal yeast infection
- reactions from inserting Femring such as burning, irritation, and itching

These are not all the possible side effects of Femring. For more information, ask your healthcare provider or pharmacist. Tell your healthcare provider if you have any side effects that bother you or does not go away.

You may report side effects to Millicent at 1-877-810-2101 or to FDA at 1-800-FDA-1088.

What can I do to lower my chances of a serious side effect with Femring?

- Talk with your healthcare provider regularly about whether you should continue using Femring.
- If you have a uterus, talk with your healthcare provider about whether the addition of a progestin is right for you. The addition of a progestin is generally recommended for a woman with a uterus to reduce the chance of getting cancer of the uterus (womb). See your healthcare provider right away if you develop vaginal bleeding while using Femring.
- Have a pelvic exam, breast exam and mammogram (breast x-ray) every year unless your healthcare provider tells you something else.
- If members of your family have had breast cancer or if you have ever had breast

lumps or an abnormal mammogram (breast x-ray), you may need to have breast exams more often.

- If you have high blood pressure, high cholesterol (fat in the blood), diabetes, are overweight, or if you use tobacco, you may have a higher chance for getting heart disease.

Ask your healthcare provider for ways of lowering your chances for getting heart disease.

How should I store Femring?

- Store at 68° F to 77° F (20° C to 25° C); excursions permitted to -4° F to 104° F (-20° C to 40° C).

KEEP FEMRING and all other medicines out of the reach of children.

General information about safe and effective use of Femring.

Medicines are sometimes prescribed for conditions that are not mentioned in patient information leaflets. Do not use Femring for conditions for which it was not prescribed. Do not give Femring to other people, even if they have the same symptoms you have. It may harm them.

Contact with blood may cause discoloration of Femring during use. This does not affect the way in which Femring releases medicine to control your menopausal symptoms. Call your health care provider right away if you have unusual vaginal bleeding.

This leaflet summarizes the most important information about Femring. If you would like more information, talk with your healthcare provider or pharmacist. You can ask for information about Femring that is written for health professionals. You can get more information by calling the toll free number 1-877-810-2101.

What are the ingredients in Femring?

Active ingredient: estradiol

Inactive ingredients: cured silicone elastomer composed of dimethyl polysiloxane silanol, silica (diatomaceous earth), normal propyl orthosilicate, stannous octoate; and barium sulfate. There are no coloring agents in Femring.

Instructions for Use

Femring (fem-ring)

(estradiol acetate vaginal ring)

Inserting Femring into your vagina:

Step 1. Wash and dry your hands.

Step 2. Remove Femring from the pouch it comes in.

Step 3. Choose the position that is most comfortable for you. For example, lying down or standing with 1 leg up (**See Figures A and B**).



Figure A



Figure B

Step 4. Use your thumb and index finger (pointer finger) to press the sides of the ring together. You may find it easier to insert Femring if you twist it into a figure-eight shape (See **Figure C**).



Figure C

Step 5. Use your other hand and hold open the folds of skin around your vagina (See **Figure D**).



Figure D

Step 6. Place the tip of the ring in the vaginal opening. Use your index finger to push the folded ring gently into your vagina. Push it up towards your lower back as far as you can (**See Figure E**).



Figure E

- If the ring feels uncomfortable, you may not have pushed the ring into your vagina far enough. Use your index finger to push the ring as far as you can into your vagina (**See Figure F**).



Figure F

- Femring should now be in your upper vagina (**See Figure G**). The exact position of Femring in the vagina is not important for it to work.



Figure G

Step 7. Wash your hands when you are done.

Note: After 90 days, Femring may no longer release enough medicine to control your menopausal symptoms. Your Femring should be removed and replaced with a new one after 90 days of continuous use if you and your healthcare provider have decided that you still need treatment with Femring.

Removing Femring from your vagina:

- Wash and dry your hands.
- Choose the position that is most comfortable for you (**See Figures A and B**).
- Put a finger into your vagina and hook it through the ring (**See Figure H**).



Figure H

- Gently pull downwards and forwards to remove Femring.
- Wrap the used ring in tissue or toilet paper and put it in a trash can.
- Wash your hands.
- Insert another ring now if your healthcare provider has told you to (**See Step 1 through Step 7 above under “Inserting Femring into your vagina”**).
- If your Femring comes out of your vagina before 90 days, clean it with warm water and put it back in your vagina.
- Femring can come out if:
 - o it is not put in far enough
 - o you are pushing hard during a bowel movement
 - o your vaginal muscles are weak

If Femring comes out often, tell your healthcare provider. Femring may not be right for you.

Call your healthcare provider if you have any problems putting Femring in your vagina or taking it out.

You may leave Femring in place if you need to use medicine for a vaginal infection.

You may leave Femring in place during sex (intercourse). If you take Femring out during intercourse or it comes out, clean it with warm water and put it back in your vagina.

If you lose your Femring, a new Femring should be put in place for 90 days.

Store at 68° F to 77° F (20° C to 25° C); excursions permitted to -4° F to 104° F (-20° C to 40° C).

This Patient Information and Instructions for Use have been approved by the U.S. Food and Drug Administration.

Manufactured by Millicent Pharma (NI) Limited for Millicent U.S., Inc, East Hanover, NJ 07936.

Product of United Kingdom.

© 2018 Millicent. All rights reserved.

FEMRING® is a registered trademark of Millicent Pharma Limited.

Millicent Pharma® and its design are trademarks of Millicent Pharma Limited.

Revised: 11/2023

PRINCIPAL DISPLAY PANEL - 0.05 mg/day Carton Label

NDC 72495-201-05

Femring®

(estradiol acetate vaginal ring)

0.05 mg/day



PRINCIPAL DISPLAY PANEL - 0.05 mg/day Pouch Label

N 72495-201-05

PM00004

Femring®

(estradiol acetate vaginal ring)

0.05 mg/day

(Contains 12.4 mg estradiol acetate to deliver the equivalent of 0.05 mg estradiol per day for three months.)

Other ingredients: barium sulfate and cured elastomer.

For intravaginal use only.


CONTENTS: 1 VAGINAL RING


Femring® is a registered trademark of

Millicent Pharma Limited

Millicent™
Pharma

Rx ONLY


N 72495-201-05 PM00004 


 **Femring®**
(estradiol acetate vaginal ring)
0.05 mg/day

(Contains 12.4 mg estradiol acetate to deliver the equivalent of 0.05 mg estradiol per day for three months.)
Other ingredients: barium sulfate and cured elastomer.

For intravaginal use only.
CONTENTS: 1 VAGINAL RING

Femring® is a registered trademark of
Millicent Pharma Limited

 **Rx ONLY**


3 72495 20105 8

PRINCIPAL DISPLAY PANEL - 0.10 mg/day Carton Label

NDC 72495-202-10

Femring®

(estradiol acetate vaginal ring)

0.10 mg/day

Z000 0Wd



Femring® (estradiol acetate vaginal ring)

Femring®
(estradiol acetate vaginal ring)

0.10 mg/day

Rx ONLY

(Contains 24.8 mg estradiol acetate to deliver the equivalent of 0.10 mg estradiol per day for three months.)

Other ingredients: barium sulfate and cured elastomer.

Store at 20° to 25°C (68° to 77°F); excursions permitted to -20° to 40°C (-4° to 104°F)

For intravaginal use only.

CONTENTS: 1 VAGINAL RING

PM00007

Manufactured by Millicent Pharma (NI) Limited
For Millicent U.S., Inc, East Hanover, NJ 07936.
Product of Germany.

To report SUSPECTED ADVERSE REACTIONS, contact Millicent at 1-877-810-2101 or
FDA at 1-800-FDA-1088 or www.fda.gov/medwatch.
Femring® is a registered trademark of Millicent Pharma Limited.
© 2018 Millicent. All rights reserved.



Tear Here for
Full Prescribing
Information



3 724951120210 9

NDC 72495-202-10

Femring®
(estradiol acetate vaginal ring)

0.10 mg/day



Femring®
(estradiol acetate vaginal ring)

Femring®
(estradiol acetate vaginal ring)

PRINCIPAL DISPLAY PANEL - 0.10 mg/day Pouch Label

N 72495-202-10

PM00005

Femring®

(estradiol acetate vaginal ring)

0.10 mg/day

(Contains 24.8 mg estradiol acetate to deliver the equivalent of 0.10 mg estradiol per day for three months.)

Other ingredients: barium sulfate and cured elastomer.


For intravaginal use only.


CONTENTS: 1 VAGINAL RING

Femring® is a registered trademark of
Millicent Pharma Limited

Millicent™
Pharma

Rx ONLY


N 72495-202-10 PM00005 


 **Femring®**
(estradiol acetate vaginal ring)
0.10mg/day

(Contains 24.8 mg estradiol acetate to deliver the equivalent of 0.10 mg estradiol per day for three months.)
Other ingredients: barium sulfate and cured elastomer.

For intravaginal use only.
CONTENTS: 1 VAGINAL RING

Femring® is a registered trademark of
Millicent Pharma Limited

 **Rx ONLY**


3 72495 20210 9

FEMRING

estradiol acetate ring

Product Information

Product Type

HUMAN PRESCRIPTION DRUG

Item Code (Source)

NDC:72495-201

Route of Administration VAGINAL

Active Ingredient/Active Moiety

Ingredient Name	Basis of Strength	Strength
ESTRADIOL ACETATE (UNII: 5R97F5H93P) (ESTRADIOL - UNII:4TI98Z838E)	ESTRADIOL	0.05 mg in 1 d

Inactive Ingredients

Ingredient Name	Strength
DIMETHICONE (UNII: 92RU3N3Y1O)	
DIATOMACEOUS EARTH (UNII: 2RF6EJ0M85)	
STANNOUS 2-ETHYLHEXANOATE (UNII: 519A78R12Y)	
TETRAPROPYL ORTHOSILICATE (UNII: 4PE821G3GH)	
BARIUM SULFATE (UNII: 25BB7EKE2E)	

Packaging

#	Item Code	Package Description	Marketing Start Date	Marketing End Date
1	NDC:72495-201-05	1 in 1 CARTON	12/10/2018	
1		90 d in 1 POUCH; Type 0: Not a Combination Product		

Marketing Information

Marketing Category	Application Number or Monograph Citation	Marketing Start Date	Marketing End Date
NDA	NDA021367	12/10/2018	

FEMRING

estradiol acetate ring

Product Information

Product Type	HUMAN PRESCRIPTION DRUG	Item Code (Source)	NDC:72495-202
Route of Administration	VAGINAL		

Active Ingredient/Active Moiety

Ingredient Name	Basis of Strength	Strength
ESTRADIOL ACETATE (UNII: 5R97F5H93P) (ESTRADIOL - UNII:4TI98Z838E)	ESTRADIOL	0.1 mg in 1 d

Inactive Ingredients

Ingredient Name	Strength
-----------------	----------

DIATOMACEOUS EARTH (UNII: 2RF6EJ0M85)	
STANNOUS 2-ETHYLHEXANOATE (UNII: 519A78R12Y)	
TETRAPROPYL ORTHOSILICATE (UNII: 4PE821G3GH)	
BARIUM SULFATE (UNII: 25BB7EKE2E)	
DIMETHICONE (UNII: 92RU3N3Y1O)	

Packaging

#	Item Code	Package Description	Marketing Start Date	Marketing End Date
1	NDC:72495-202-10	1 in 1 CARTON	12/10/2018	
1		90 d in 1 POUCH; Type 0: Not a Combination Product		

Marketing Information

Marketing Category	Application Number or Monograph Citation	Marketing Start Date	Marketing End Date
NDA	NDA021367	12/10/2018	

Labeler - Millicent US, Inc. (081309152)

Establishment

Name	Address	ID/FEI	Business Operations
Millicent Pharma (NI) Limited		223952408	MANUFACTURE(72495-201, 72495-202)

Revised: 3/2024

Millicent US, Inc.