

**DOLOPHINE- methadone hydrochloride tablet**  
**West-Ward Pharmaceuticals Corp.**

-----

**HIGHLIGHTS OF PRESCRIBING INFORMATION**

These highlights do not include all the information needed to use DOLOPHINE® TABLETS safely and effectively. See full prescribing information for DOLOPHINE® TABLETS.

**DOLOPHINE® (methadone hydrochloride) tablets, for oral use CII**  
**Initial U.S. Approval: 1947**

**WARNING: ADDICTION, ABUSE, AND MISUSE; RISK EVALUATION AND MITIGATION STRATEGY (REMS); LIFE-THREATENING RESPIRATORY DEPRESSION; ACCIDENTAL INGESTION; LIFE-THREATENING QT PROLONGATION; NEONATAL OPIOID WITHDRAWAL SYNDROME; INTERACTIONS WITH DRUGS AFFECTING CYTOCHROME P450 ISOENZYMES; RISKS FROM CONCOMITANT USE WITH BENZODIAZEPINES OR OTHER CNS DEPRESSANTS; and TREATMENT FOR OPIOID ADDICTION**

*See full prescribing information for complete boxed warning.*

- DOLOPHINE Tablets expose users to risks of addiction, abuse, and misuse, which can lead to overdose and death. Assess each patient’s risk before prescribing, and monitor regularly for development of these behaviors and conditions. (5.1)
- To ensure that the benefits of opioid analgesics outweigh the risks of addiction, abuse, and misuse, the Food and Drug Administration (FDA) has required a Risk Evaluation and Mitigation Strategy (REMS) for these products. (5.2)
- Serious, life-threatening, or fatal respiratory depression may occur. The peak respiratory depressant effect of methadone occurs later, and persists longer than the peak analgesic effect. Monitor closely, especially upon initiation or following a dose increase. (5.3)
- Accidental ingestion of DOLOPHINE, especially by children, can result in fatal overdose of methadone. (5.3)
- QT interval prolongation and serious arrhythmia (torsades de pointes) have occurred during treatment with methadone. Closely monitor patients with risk factors for development of prolonged QT interval, a history of cardiac conduction abnormalities, and those taking medications affecting cardiac conduction (5.4)
- Neonatal opioid withdrawal syndrome (NOWS) is an expected and treatable outcome of use of DOLOPHINE during pregnancy. NOWS may be life-threatening if not recognized and treated in the neonate. The balance between the risks of NOWS and the benefits of maternal DOLOPHINE use may differ based on the risks associated with the mother’s underlying condition, pain, or addiction. Advise the patient of the risk of NOWS so that appropriate planning for management of the neonate can occur. (5.5)
- Concomitant use with CYP3A4, 2B6, 2C19, 2C9 or 2D6 inhibitors or discontinuation of concomitantly used CYP3A4 2B6, 2C19, or 2C9 inducers can result in a fatal overdose of methadone (5.6, 7)
- Concomitant use of opioids with benzodiazepines or other central nervous system (CNS) depressants, including alcohol, may result in profound sedation, respiratory depression, coma, and death. (5.7, 7)
- Methadone products, when used for the treatment of opioid addiction in detoxification or maintenance programs, shall be dispensed only by certified opioid treatment programs as stipulated in 42 CFR 8.12. (1, 2.1)

----- **RECENT MAJOR CHANGES** -----

Boxed Warning 09/2018

Warnings and Precautions (5) 09/2018

----- **INDICATIONS AND USAGE** -----

DOLOPHINE is an opioid agonist indicated for the:

4. Management of pain severe enough to require daily, around-the-clock, long-term opioid treatment and for which alternative treatment options are inadequate.

### Limitations of Use

- Because of the risks of addiction, abuse, and misuse with opioids, even at recommended doses, and because of the greater risks of overdose and death with long-acting opioids, reserve DOLOPHINE for use in patients for whom alternative treatment options (e.g., non-opioid analgesics or immediate-release opioids) are ineffective, not tolerated, or would be otherwise inadequate to provide sufficient management of pain.
  - DOLOPHINE Tablets are not indicated as an as-needed (prn) analgesic.
5. Detoxification treatment of opioid addiction (heroin or other morphine-like drugs).
6. Maintenance treatment of opioid addiction (heroin or other morphine-like drugs), in conjunction with appropriate social and medical services. (1)

### Limitations of Use

Methadone products used for the treatment of opioid addiction in detoxification or maintenance programs are subject to the conditions for distribution and use required under 42 CFR 8.12 (2.1).

## ----- DOSAGE AND ADMINISTRATION -----

### Management of Pain

- To be prescribed only by healthcare providers knowledgeable in use of potent opioids for management of chronic pain. (2.3)
- Use the lowest effective dosage for the shortest duration consistent with individual patient treatment goals. (2.3)
- Individualize dosing based on the severity of pain, patient response, prior analgesic experience, and risk factors for addiction, abuse, and misuse. (2.3)
- For opioid naïve patients, initiate DOLOPHINE Tablets treatment with 2.5 mg every 8 to 12 hours. (2.3)
- To convert to DOLOPHINE Tablets from another opioid, use available conversion factors to obtain estimated dose. (2.3)
- Titrate slowly with dose increases no more frequent than every 3 to 5 days. (2.4)
- Do not abruptly discontinue DOLOPHINE Tablets in a physically dependent patient. (2.5, 5.15)

### Initiation of Detoxification and Maintenance Treatment

- A single dose of 20 to 30 mg may be sufficient to suppress withdrawal syndrome. (2.6)

## ----- DOSAGE FORMS AND STRENGTHS -----

Tablets: 5 mg and 10 mg. (3)

## ----- CONTRAINDICATIONS -----

- Significant respiratory depression (4)
- Acute or severe bronchial asthma in an unmonitored setting or in the absence of resuscitative equipment (4)
- Known or suspected gastrointestinal obstruction, including paralytic ileus (4)
- Hypersensitivity to methadone (4)

## ----- WARNINGS AND PRECAUTIONS -----

- Risk of Life-Threatening Respiratory Depression in Patients with Chronic Pulmonary Disease or in Elderly, Cachectic, or Debilitated Patients: Monitor closely, particularly during initiation and titration. (5.8)
- Serotonin Syndrome: Potentially life-threatening condition could result from concomitant serotonergic drug administration. Discontinue DOLOPHINE Tablets if serotonin syndrome is suspected. (5.9)
- Adrenal Insufficiency: If diagnosed, treat with physiologic replacement of corticosteroids, and wean patient off of the opioid. (5.10)
- Severe Hypotension: Monitor during dose initiation and titration. Avoid use in patients with circulatory shock. (5.11)
- Risks of Use in Patients with Increased Intracranial Pressure, Brain Tumors, Head Injury, or Impaired Consciousness: Monitor for sedation and respiratory depression. Avoid use of DOLOPHINE Tablets in patients with impaired consciousness or coma. (5.12)

## ----- ADVERSE REACTIONS -----

Most common adverse reactions are: lightheadedness, dizziness, sedation, nausea, vomiting, and sweating. (6)

**To report SUSPECTED ADVERSE REACTIONS, contact West-Ward Pharmaceuticals Corp. at 1-800-962-8364 or FDA at 1-800-FDA-1088 or [www.fda.gov/medwatch](http://www.fda.gov/medwatch).**

## ----- DRUG INTERACTIONS -----

- Anti-Retroviral Agents: May result in decreased efficacy or, in certain cases, increased toxicity. (7)

- Potentially Arrhythmogenic Agents: Pharmacodynamic interactions may occur. Monitor patients closely for cardiac conduction changes. (7)
- Mixed Agonist/Antagonist and Partial Agonist Opioid Analgesics: Avoid use with DOLOPHINE Tablets because they may reduce analgesic effect of DOLOPHINE Tablets or precipitate withdrawal symptoms. (5.15, 7)
- Monoamine Oxidase Inhibitors (MAOIs): Can potentiate the effects of methadone. Avoid concomitant use in patients receiving MAOIs or within 14 days of stopping treatment with an MAOI. (7)

----- **USE IN SPECIFIC POPULATIONS** -----

- Lactation: Methadone has been detected in human milk. Closely monitor infants of nursing women receiving DOLOPHINE Tablets. (8.2)

See 17 for **PATIENT COUNSELING INFORMATION** and **Medication Guide**.

**Revised: 9/2018**

**FULL PRESCRIBING INFORMATION: CONTENTS\***

**WARNING: ADDICTION, ABUSE, AND MISUSE; RISK EVALUATION AND MITIGATION STRATEGY (REMS); LIFE-THREATENING RESPIRATORY DEPRESSION; ACCIDENTAL INGESTION; LIFE-THREATENING QT PROLONGATION; NEONATAL OPIOID WITHDRAWAL SYNDROME; INTERACTIONS WITH DRUGS AFFECTING CYTOCHROME P450 ISOENZYMES; RISKS FROM CONCOMITANT USE WITH BENZODIAZEPINES OR OTHER CNS DEPRESSANTS; and TREATMENT FOR OPIOID ADDICTION**

**1 INDICATIONS AND USAGE**

**2 DOSAGE AND ADMINISTRATION**

- 2.1 Conditions for Distribution and Use of Methadone Products for the Treatment of Opioid Addiction
- 2.2 Important General Information
- 2.3 DOLOPHINE Tablets for Management of Pain
- 2.4 Titration and Maintenance of Therapy for Pain
- 2.5 Discontinuation of DOLOPHINE Tablets for Pain
- 2.6 Induction/Initial Dosing for Detoxification and Maintenance Treatment of Opioid Addiction
- 2.7 Titration and Maintenance Treatment of Opioid Dependence
- 2.8 Medically Supervised Withdrawal after a Period of Maintenance Treatment for Opioid Addiction
- 2.9 Risk of Relapse in Patients on Methadone Maintenance Treatment of Opioid Addiction
- 2.10 Considerations for Management of Acute Pain during Methadone Maintenance Treatment
- 2.11 Dosage Adjustment during Pregnancy

**3 DOSAGE FORMS AND STRENGTHS**

**4 CONTRAINDICATIONS**

**5 WARNINGS AND PRECAUTIONS**

- 5.1 Addiction, Abuse and Misuse
- 5.2 Opioid Analgesic Risk Evaluation and Mitigation Strategy (REMS)
- 5.3 Life-Threatening Respiratory Depression
- 5.4 Life-Threatening QT Prolongation
- 5.5 Neonatal Opioid Withdrawal Syndrome
- 5.6 Risks of Concomitant Use of Cytochrome P450 3A4, 2B6, 2C19, 2C9, or 2D6 Inhibitors or Discontinuation of P450 3A4, 2B6, 2C19, or 2C9 Inducers
- 5.7 Risks from Concomitant Use with Benzodiazepines or Other CNS Depressants
- 5.8 Life-Threatening Respiratory Depression in Patients with Chronic Pulmonary Disease or in Elderly, Cachectic, or Debilitated Patients

5.9 Serotonin Syndrome with Concomitant Use of Serotonergic Drugs

5.10 Adrenal Insufficiency

5.11 Severe Hypotension

5.12 Risks of Use in Patients with Increased Intracranial Pressure, Brain Tumors, Head Injury, or Impaired Consciousness

5.13 Risks of Use in Patients with Gastrointestinal Conditions

5.14 Increased Risk of Seizures in Patients with Seizure Disorders

5.15 Withdrawal

5.16 Risks Driving and Operating Machinery

5.17 Laboratory Test Interactions

**6 ADVERSE REACTIONS**

**7 DRUG INTERACTIONS**

**8 USE IN SPECIFIC POPULATIONS**

8.1 Pregnancy

8.2 Lactation

8.3 Females and Males of Reproductive Potential

8.4 Pediatric Use

8.5 Geriatric Use

8.6 Hepatic Impairment

8.7 Renal Impairment

**9 DRUG ABUSE AND DEPENDENCE**

9.1 Controlled Substance

9.2 Abuse

9.3 Dependence

**10 OVERDOSAGE**

**11 DESCRIPTION**

**12 CLINICAL PHARMACOLOGY**

12.1 Mechanism of Action

12.2 Pharmacodynamics

12.3 Pharmacokinetics

**13 NONCLINICAL TOXICOLOGY**

13.1 Carcinogenesis, Mutagenesis, Impairment of Fertility

**16 HOW SUPPLIED/STORAGE AND HANDLING**

**17 PATIENT COUNSELING INFORMATION**

\* Sections or subsections omitted from the full prescribing information are not listed.

---

**FULL PRESCRIBING INFORMATION**

**WARNING: ADDICTION, ABUSE, AND MISUSE; RISK EVALUATION AND MITIGATION STRATEGY (REMS); LIFE-THREATENING RESPIRATORY DEPRESSION; ACCIDENTAL INGESTION; LIFE-THREATENING QT PROLONGATION; NEONATAL OPIOID WITHDRAWAL SYNDROME; INTERACTIONS WITH DRUGS AFFECTING CYTOCHROME P450 ISOENZYMES; RISKS FROM CONCOMITANT USE WITH BENZODIAZEPINES OR OTHER CNS DEPRESSANTS; and TREATMENT FOR OPIOID ADDICTION**

### **Addiction, Abuse, and Misuse**

DOLOPHINE Tablets expose patients and other users to the risks of opioid addiction, abuse, and misuse, which can lead to overdose and death. Assess each patient's risk prior to prescribing DOLOPHINE Tablets, and monitor all patients regularly for the development of these behaviors and conditions [see Warnings and Precautions (5.1)].

### **Opioid Analgesic Risk Evaluation and Mitigation Strategy (REMS)**

To ensure that the benefits of opioid analgesics outweigh the risks of addiction, abuse, and misuse, the Food and Drug Administration (FDA) has required a REMS for these products [see Warnings and Precautions (5.2)]. Under the requirements of the REMS, drug companies with approved opioid analgesic products must make REMS-compliant education programs available to healthcare providers. Healthcare providers are strongly encouraged to

- complete a REMS-compliant education program,
- counsel patients and/or their caregivers, with every prescription, on safe use, serious risks, storage, and disposal of these products,
- emphasize to patients and their caregivers the importance of reading the Medication Guide every time it is provided by their pharmacist, and
- consider other tools to improve patient, household, and community safety.

### **Life-Threatening Respiratory Depression**

Serious, life-threatening, or fatal respiratory depression may occur with use of DOLOPHINE Tablets. The peak respiratory depressant effect of methadone occurs later, and persists longer than the peak analgesic effect, especially during the initial dosing period. Monitor for respiratory depression, especially during initiation of DOLOPHINE Tablets or following a dose increase [see Warnings and Precautions (5.3)].

### **Accidental Ingestion**

Accidental ingestion of even one dose of DOLOPHINE Tablets, especially by children, can result in a fatal overdose of methadone [see Warnings and Precautions (5.3)].

### **Life-Threatening QT Prolongation**

QT interval prolongation and serious arrhythmia (torsades de pointes) have occurred during treatment with methadone. Most cases involve patients being treated for pain with large, multiple daily doses of methadone, although cases have been reported in patients receiving doses commonly used for maintenance treatment of opioid addiction. Closely monitor patients with risk factors for development of prolonged QT interval, a history of cardiac conduction abnormalities, and those taking medications affecting cardiac conduction for changes in cardiac rhythm during initiation and titration of DOLOPHINE Tablets [see Warnings and Precautions (5.4)].

### **Neonatal Opioid Withdrawal Syndrome**

Neonatal opioid withdrawal syndrome (NOWS) is an expected and treatable outcome of use

of DOLOPHINE Tablets during pregnancy. NOWS may be life-threatening if not recognized and treated in the neonate. The balance between the risks of NOWS and the benefits of maternal DOLOPHINE use may differ based on the risks associated with the mother's underlying condition, pain, or addiction. Advise the patient of the risk of NOWS so that appropriate planning for management of the neonate can occur [see *Warnings and Precautions (5.5)*].

#### **Cytochrome P450 Interaction**

The concomitant use of DOLOPHINE Tablets with all cytochrome P450 3A4, 2B6, 2C19, 2C9 or 2D6 inhibitors may result in an increase in methadone plasma concentrations, which could cause potentially fatal respiratory depression. In addition, discontinuation of concomitantly used cytochrome P450 3A4 2B6, 2C19, or 2C9 inducers may also result in an increase in methadone plasma concentration. Follow patients closely for respiratory depression and sedation, and consider dosage reduction with any changes of concomitant medications that can result in an increase in methadone levels [see *Warnings and Precautions (5.6)*, *Drug interactions (7)*].

#### **Risks From Concomitant Use With Benzodiazepines Or Other CNS Depressants**

Concomitant use of opioids with benzodiazepines or other central nervous system (CNS) depressants, including alcohol, may result in profound sedation, respiratory depression, coma, and death [see *Warnings and Precautions (5.7)*, *Drug Interactions (7)*].

- Reserve concomitant prescribing of DOLOPHINE Tablets and benzodiazepines or other CNS depressants for use in patients for whom alternatives to benzodiazepines or other CNS depressants are inadequate.
- Limit dosages and durations to the minimum required for patients being treated for pain.
- Follow patients for signs and symptoms of respiratory depression and sedation. If the patient is visibly sedated, evaluate the cause of sedation, and consider delaying or omitting the daily methadone dose.

#### **Conditions For Distribution And Use Of Methadone Products For The Treatment Of Opioid Addiction**

For detoxification and maintenance of opioid dependence, methadone should be administered in accordance with the treatment standards cited in 42 CFR Section 8, including limitations on unsupervised administration [see *Indications and Usage (1)*, *Dosage And Administration (2.1)*].

## **1 INDICATIONS AND USAGE**

DOLOPHINE Tablets are indicated for the:

1. Management of pain severe enough to require daily, around-the-clock, long-term opioid treatment and for which alternative treatment options are inadequate.

#### **Limitations of Use**

- Because of the risks of addiction, abuse, and misuse with opioids, even at recommended doses, and because of the greater risks of overdose and death with long-acting opioids [see *Warnings and Precautions (5.1)*], reserve DOLOPHINE Tablets for use in patients for whom alternative analgesic treatment options (e.g., non-opioid analgesics or immediate-release opioid analgesics) are ineffective, not tolerated, or would be otherwise inadequate to

provide sufficient management of pain.

- DOLOPHINE Tablets are not indicated as an as-needed (prn) analgesic.

2. Detoxification treatment of opioid addiction (heroin or other morphine-like drugs).
3. Maintenance treatment of opioid addiction (heroin or other morphine-like drugs), in conjunction with appropriate social and medical services.

#### Limitations of Use

Methadone products used for the treatment of opioid addiction in detoxification or maintenance programs are subject to the conditions for distribution and use required under 42 CFR 8.12 [*see Dosage and Administration (2.1)*].

## **2 DOSAGE AND ADMINISTRATION**

### **2.1 Conditions for Distribution and Use of Methadone Products for the Treatment of Opioid Addiction**

Code of Federal Regulations, Title 42, Sec 8: Methadone products when used for the treatment of opioid addiction in detoxification or maintenance programs, shall be dispensed only by opioid treatment programs (and agencies, practitioners or institutions by formal agreement with the program sponsor) certified by the Substance Abuse and Mental Health Services Administration and approved by the designated state authority. Certified treatment programs shall dispense and use methadone in oral form only and according to the treatment requirements stipulated in the Federal Opioid Treatment Standards (42 CFR 8.12). See below for important regulatory exceptions to the general requirement for certification to provide opioid agonist treatment.

Failure to abide by the requirements in these regulations may result in criminal prosecution, seizure of the drug supply, revocation of the program approval, and injunction precluding operation of the program.

#### Regulatory Exceptions to the General Requirement for Certification to Provide Opioid Agonist Treatment:

- During inpatient care, when the patient was admitted for any condition other than concurrent opioid addiction (pursuant to 21CFR 1306.07(c)), to facilitate the treatment of the primary admitting diagnosis).
- During an emergency period of no longer than 3 days while definitive care for the addiction is being sought in an appropriately licensed facility (pursuant to 21CFR 1306.07(b)).

### **2.2 Important General Information**

- The peak respiratory depressant effect of methadone occurs later and persists longer than its peak therapeutic effect.
- A high degree of opioid tolerance does not eliminate the possibility of methadone overdose, iatrogenic or otherwise. Deaths have been reported during conversion to methadone from chronic, high-dose treatment with other opioid agonists and during initiation of methadone treatment of addiction in subjects previously abusing high doses of other agonists.
- With repeated dosing, methadone is retained in the liver and then slowly released, prolonging the duration of potential toxicity.
- Methadone has a narrow therapeutic index, especially when combined with other drugs.

### **2.3 DOLOPHINE Tablets for Management of Pain**

*Important Dosage and Administration Information*

DOLOPHINE Tablets should be prescribed only by healthcare professionals who are knowledgeable in the use of potent opioids for the management of chronic pain.

Consider the following important factors that differentiate methadone from other opioid analgesics:

- There is high interpatient variability in absorption, metabolism, and relative analgesic potency of methadone. Population-based equianalgesic conversion ratios between methadone and other opioids are not accurate when applied to individuals.
- The duration of analgesic action of methadone is 4 to 8 hours (based on single-dose studies) but the plasma elimination half-life is 8 to 59 hours.
- With repeated dosing, the potency of methadone increases due to systemic accumulation.
- Steady-state plasma concentrations and full analgesic effects are not attained until at least 3 to 5 days on a dose, and may take longer in some patients.

Use the lowest effective dosage for the shortest duration consistent with individual patient treatment goals [see *Warnings and Precautions (5)*].

Initiate the dosing regimen for each patient individually, taking into account the patient's severity of pain, patient response, prior analgesic treatment experience, and risk factors for addiction, abuse, and misuse [see *Warnings and Precautions (5.1)*].

Monitor patients closely for respiratory depression, especially within the first 24 to 72 hours of initiating therapy and following dosage increases with DOLOPHINE Tablets and adjust the dosage accordingly [see *Warnings and Precautions (5.3)*].

Use of DOLOPHINE Tablets as the First Opioid Analgesic: Initiate treatment with DOLOPHINE Tablets with 2.5 mg orally every 8 to 12 hours.

Conversion from Other Oral Opioids to DOLOPHINE Tablets: Discontinue all other around-the-clock opioid drugs when DOLOPHINE Tablets therapy is initiated. Deaths have occurred in opioid-tolerant patients during conversion to methadone.

The potency of methadone relative to other opioid analgesics is nonlinear and increases with increasing dose. Table 1 provides an estimated conversion factor for use when converting patients from another opioid to methadone. Because of the high inter-patient variability in absorption, metabolism, and relative potency, it is critical to avoid overestimating the methadone dose which can lead to fatal respiratory depression. It is safer to underestimate a patient's 24-hour methadone dosage and provide rescue medication (e.g., immediate-release opioid) than to overestimate the 24-hour methadone dosage and manage an adverse reaction due to an overdose.

Consider the following when using the information in Table 1:

- This is **not** a table of equianalgesic doses.
- The conversion factors in this table are only for the conversion **from** another oral opioid analgesic **to** DOLOPHINE Tablets.
- The table **cannot** be used to convert **from** DOLOPHINE Tablets **to** another opioid. Doing so will result in an overestimation of the dose of the new opioid and may result in fatal overdose.

**Table 1: Conversion Factors to DOLOPHINE Tablets**

Total Daily Baseline <b>Oral Morphine Equivalent Dose</b>	Estimated Daily <b>Oral Methadone Requirement as Percent of Total Daily Morphine Equivalent Dose</b>
< 100 mg	20% to 30%
100 to 300 mg	10% to 20%
300 to 600 mg	8% to 12%



600 mg to 1,000 mg  
> 1,000 mg

5% to 10%  
< 5 %

---

To calculate the estimated DOLOPHINE Tablets dose using Table 1:

- For patients on a single opioid, sum the current total daily dose of the opioid, convert it to a Morphine Equivalent Dose according to specific conversion factor for that specific opioid, then multiply the Morphine Equivalent Dose by the corresponding percentage in the above table to calculate the approximate oral methadone daily dose. Divide the total daily methadone dose derived from the table above to reflect the intended dosing schedule (i.e., for administration every 8 hours, divide total daily methadone dose by 3).
- For patients on a regimen of more than one opioid, calculate the approximate oral methadone dose for each opioid and sum the totals to obtain the approximate total methadone daily dose. Divide the total daily methadone dose derived from the table above to reflect the intended dosing schedule (i.e., for administration every 8 hours, divide total daily methadone dose by 3).
- For patients on a regimen of fixed-ratio opioid/non-opioid analgesic products, use only the opioid component of these products in the conversion.

Always round the dose down, if necessary, to the appropriate DOLOPHINE Tablets strength(s) available.

Example conversion from a single opioid to DOLOPHINE Tablets:

Step 1:

Sum the total daily dose of the opioid (in this case, Morphine Extended Release Tablets 50 mg twice daily)

50 mg Morphine Extended Release Tablets 2 times daily = 100 mg total daily dose of Morphine

Step 2:

Calculate the approximate equivalent dose of DOLOPHINE Tablets based on the total daily dose of Morphine using Table 1.

100 mg total daily dose of Morphine x 15% (10% to 20% per Table 1) = 15 mg DOLOPHINE Tablets daily

Step 3:

Calculate the approximate starting dose of DOLOPHINE Tablets to be given every 12 hours. Round down, if necessary, to the appropriate DOLOPHINE Tablets strengths available.

15 mg daily / 2 = 7.5 mg DOLOPHINE Tablets every 12 hours

Then 7.5 mg is rounded down to 5 mg DOLOPHINE Tablets every 12 hours

Close observation and frequent titration are warranted until pain management is stable on the new opioid. Monitor patients for signs and symptoms of opioid withdrawal or for signs of over-sedation/toxicity after converting patients to DOLOPHINE Tablets.

Conversion from Parenteral Methadone to DOLOPHINE Tablets: Use a conversion ratio of 1:2 mg for parenteral to oral methadone (e.g., 5 mg parenteral methadone to 10 mg oral methadone).

## 2.4 Titration and Maintenance of Therapy for Pain

Individually titrate DOLOPHINE Tablets to a dose that provides adequate analgesia and minimizes

adverse reactions. Continually reevaluate patients receiving DOLOPHINE Tablets to assess the maintenance of pain control and the relative incidence of adverse reactions, as well as monitoring for the development of addiction, abuse, or misuse [see *Warnings and Precautions (5.1)*]. Frequent communication is important among the prescriber, other members of the healthcare team, the patient, and the caregiver/family during periods of changing analgesic requirements, including initial titration. During chronic therapy, periodically reassess the continued need for the use of opioid analgesics.

Patients who experience breakthrough pain may require a dose increase of DOLOPHINE Tablets, or may need rescue medication with an appropriate dose of an immediate-release analgesic. If the level of pain increases after dosage stabilization, attempt to identify the source of increased pain before increasing the DOLOPHINE Tablets dosage.

Because of individual variability in the pharmacokinetic profile (i.e., terminal half-life ( $T_{1/2}$ ) from 8 to 59 hours in different studies [see *Clinical Pharmacology (12.3)*], titrate DOLOPHINE Tablets slowly, with dose increases no more frequent than every 3 to 5 days. However, because of this high variability, some patients may require substantially longer periods between dose increases (up to 12 days). Monitor patients closely for the development of potentially life-threatening adverse reactions (e.g., CNS and respiratory depression).

If unacceptable opioid-related adverse reactions are observed, the subsequent doses may be reduced and/or the dosing interval adjusted (i.e., every 8 hours or every 12 hours). Adjust the dose to obtain an appropriate balance between management of pain and opioid-related adverse reactions.

## **2.5 Discontinuation of DOLOPHINE Tablets for Pain**

When a patient no longer requires therapy with DOLOPHINE Tablets for pain, taper the dose gradually, by 15% to 50% every two to four days, to prevent signs and symptoms of withdrawal. If the patient develops these signs or symptoms, raise the dose to the previous level and taper more slowly, either by increasing the interval between decreases, decreasing the amount of change in dose, or both. Do not abruptly discontinue DOLOPHINE Tablets [see *Warnings and Precautions (5.15), Drug Abuse and Dependence (9.3)*].

## **2.6 Induction/Initial Dosing for Detoxification and Maintenance Treatment of Opioid Addiction**

For detoxification and maintenance of opioid dependence, methadone should be administered in accordance with the treatment standards cited in 42 CFR Section 8.12, including limitations on unsupervised administration.
--

Administer the initial methadone dose under supervision, when there are no signs of sedation or intoxication, and the patient shows symptoms of withdrawal. An initial single dose of 20 to 30 mg of DOLOPHINE Tablets will often be sufficient to suppress withdrawal symptoms. The initial dose should not exceed 30 mg.

To make same-day dosing adjustments, have the patient wait 2 to 4 hours for further evaluation, when peak levels have been reached. Provide an additional 5 to 10 mg of DOLOPHINE Tablets if withdrawal symptoms have not been suppressed or if symptoms reappear.

The total daily dose of DOLOPHINE Tablets on the first day of treatment should not ordinarily exceed 40 mg. Adjust the dose over the first week of treatment based on control of withdrawal symptoms at the time of expected peak activity (e.g., 2 to 4 hours after dosing). When adjusting the dose, keep in mind that methadone levels will accumulate over the first several days of dosing; deaths have occurred in early treatment due to the cumulative effects. Instruct patients that the dose will “hold” for a longer period of time as tissue stores of methadone accumulate.

Use lower initial doses for patients whose tolerance is expected to be low at treatment entry. Any patient who has not taken opioids for more than 5 days may no longer be tolerant. Do not determine

initial doses based on previous treatment episodes or dollars spent per day on illicit drug use.

During the induction phase of methadone maintenance treatment, patients are being withdrawn from opioids and may have opioid withdrawal symptoms. Monitor patients for signs and symptoms of opioid withdrawal including: lacrimation, rhinorrhea, sneezing, yawning, excessive perspiration, goose-flesh, fever, chilling alternating with flushing, restlessness, irritability, weakness, anxiety, depression, dilated pupils, tremors, tachycardia, abdominal cramps, body aches, involuntary twitching and kicking movements, anorexia, nausea, vomiting, diarrhea, intestinal spasms, and weight loss and consider dose adjustment as indicated.

### *Short-term Detoxification*

For a brief course of stabilization followed by a period of medically supervised withdrawal, titrate the patient to a total daily dose of about 40 mg in divided doses to achieve an adequate stabilizing level. After 2 to 3 days of stabilization, gradually decrease the dose of DOLOPHINE Tablets. Decrease the dose of DOLOPHINE Tablets on a daily basis or at 2-day intervals, keeping the amount of DOLOPHINE Tablets sufficient to keep withdrawal symptoms at a tolerable level. Hospitalized patients may tolerate a daily reduction of 20% of the total daily dose. Ambulatory patients may need a slower schedule.

## **2.7 Titration and Maintenance Treatment of Opioid Dependence**

Titrate patients in maintenance treatment to a dose that prevents opioid withdrawal symptoms for 24 hours, reduces drug hunger or craving, and blocks or attenuates the euphoric effects of self-administered opioids, ensuring that the patient is tolerant to the sedative effects of methadone. Most commonly, clinical stability is achieved at doses between 80 to 120 mg/day. During prolonged administration of methadone, monitor patients for persistent constipation and manage accordingly.

## **2.8 Medically Supervised Withdrawal after a Period of Maintenance Treatment for Opioid Addiction**

There is considerable variability in the appropriate rate of methadone taper in patients choosing medically supervised withdrawal from methadone treatment. Dose reductions should generally be less than 10% of the established tolerance or maintenance dose, and 10 to 14-day intervals should elapse between dose reductions. Apprise patients of the high risk of relapse to illicit drug use associated with discontinuation of methadone maintenance treatment.

## **2.9 Risk of Relapse in Patients on Methadone Maintenance Treatment of Opioid Addiction**

Abrupt opioid discontinuation can lead to development of opioid withdrawal symptoms [*see Drug Abuse and Dependence (9.3)*]. Opioid withdrawal symptoms have been associated with an increased risk of relapse to illicit drug use in susceptible patients.

## **2.10 Considerations for Management of Acute Pain during Methadone Maintenance Treatment**

Patients in methadone maintenance treatment for opioid dependence who experience physical trauma, postoperative pain or other acute pain cannot be expected to derive analgesia from their existing dose of methadone. Such patients should be administered analgesics, including opioids, in doses that would otherwise be indicated for non-methadone-treated patients with similar painful conditions. When opioids are required for management of acute pain in methadone maintenance patients, somewhat higher and/or more frequent doses will often be required than would be the case for non-tolerant patients due to the opioid tolerance induced by methadone.

## **2.11 Dosage Adjustment during Pregnancy**

Methadone clearance may be increased during pregnancy. During pregnancy, a woman's methadone dose may need to be increased or the dosing interval decreased. Methadone should be used in

pregnancy only if the potential benefit justifies the potential risk to the fetus [see *Use in Specific Populations (8.1)*].

### 3 DOSAGE FORMS AND STRENGTHS

5 mg Tablets: round and white, debossed with tablet identifier “54 162” on one side and scored on the other side.

10 mg Tablets: round and white, debossed with tablet identifier “54 549” on one side and scored on the other side.

### 4 CONTRAINDICATIONS

DOLOPHINE Tablets are contraindicated in patients with:

- Significant respiratory depression [see *Warnings and Precautions (5.3)*].
- Acute or severe bronchial asthma in an unmonitored setting or in the absence of resuscitative equipment [see *Warnings and Precautions (5.8)*].
- Known or suspected gastrointestinal obstruction, including paralytic ileus [see *Warnings and Precautions (5.13)*].
- Hypersensitivity (e.g., anaphylaxis) to methadone [see *Adverse Reactions (6)*].

### 5 WARNINGS AND PRECAUTIONS

#### 5.1 Addiction, Abuse and Misuse

DOLOPHINE Tablets contain methadone, a Schedule II controlled substance. As an opioid, DOLOPHINE Tablets expose users to the risks of addiction, abuse, and misuse. As long-acting opioids such as DOLOPHINE Tablets have pharmacological effects over an extended period of time, there is a greater risk for overdose and death [see *Drug Abuse and Dependence (9)*].

Although the risk of addiction in any individual is unknown, it can occur in patients appropriately prescribed DOLOPHINE Tablets. Addiction can occur at recommended doses and if the drug is misused or abused.

Assess each patient’s risk for opioid addiction, abuse, or misuse prior to prescribing DOLOPHINE Tablets, and monitor all patients receiving DOLOPHINE Tablets for the development of these behaviors and conditions. Risks are increased in patients with a personal or family history of substance abuse (including drug or alcohol addiction or abuse) or mental illness (e.g., major depression). The potential for these risks should not, however, prevent the prescribing of DOLOPHINE Tablets for the proper management of pain in any given patient. Patients at increased risk may be prescribed opioids such as DOLOPHINE Tablets, but use in such patients necessitates intensive counseling about the risks and proper use of DOLOPHINE Tablets along with the intensive monitoring for signs of addiction, abuse, and misuse.

Abuse or misuse of DOLOPHINE Tablets by crushing, chewing, snorting, or injecting the dissolved product will result in the uncontrolled delivery of the methadone and can result in overdose and death [see *Overdosage (10)*].

Opioids are sought by drug abusers and people with addiction disorders and are subject to criminal diversion. Consider these risks when prescribing or dispensing DOLOPHINE Tablets. Strategies to reduce these risks include prescribing the drug in the smallest appropriate quantity and advising the patient on the proper disposal of unused drug [see *Patient Counseling Information (17)*]. Contact local state professional licensing board or state controlled substances authority for information on how to prevent and detect abuse or diversion of this product.

## 5.2 Opioid Analgesic Risk Evaluation and Mitigation Strategy (REMS)

To ensure that the benefits of opioid analgesics outweigh the risks of addiction, abuse, and misuse, the Food and Drug Administration (FDA) has required a Risk Evaluation and Mitigation Strategy (REMS) for these products. Under the requirements of the REMS, drug companies with approved opioid analgesic products must make REMS-compliant education programs available to healthcare providers. Healthcare providers are strongly encouraged to do all of the following:

- Complete a REMS-compliant education program offered by an accredited provider of continuing education (CE) or another education program that includes all the elements of the FDA Education Blueprint for Health Care Providers Involved in the Management or Support of Patients with Pain.
- Discuss the safe use, serious risks, and proper storage and disposal of opioid analgesics with patients and/or their caregivers every time these medicines are prescribed. The Patient Counseling Guide (PCG) can be obtained at this link: [www.fda.gov/OpioidAnalgesicREMSPCG](http://www.fda.gov/OpioidAnalgesicREMSPCG).
- Emphasize to patients and their caregivers the importance of reading the Medication Guide that they will receive from their pharmacist every time an opioid analgesic is dispensed to them.
- Consider using other tools to improve patient, household, and community safety, such as patient-prescriber agreements that reinforce patient-prescriber responsibilities.

To obtain further information on the opioid analgesic REMS and for a list of accredited REMS CME/CE, call 1-800-503-0784, or log on to [www.opioidanalgesicrems.com](http://www.opioidanalgesicrems.com). The FDA Blueprint can be found at [www.fda.gov/OpioidAnalgesicREMSBlueprint](http://www.fda.gov/OpioidAnalgesicREMSBlueprint).

## 5.3 Life-Threatening Respiratory Depression

Serious, life-threatening, or fatal respiratory depression has been reported with the use of methadone, even when used as recommended. The peak respiratory depressant effect of methadone occurs later, and persists longer than the peak analgesic effect. Respiratory depression from opioid use, if not immediately recognized and treated, may lead to respiratory arrest and death. Management of respiratory depression may include close observation, supportive measures, and use of opioid antagonists, depending on the patient's clinical status [*see Overdosage (10)*]. Carbon dioxide (CO<sub>2</sub>) retention from opioid-induced respiratory depression can exacerbate the sedating effects of opioids.

While serious, life-threatening, or fatal respiratory depression can occur at any time during the use of DOLOPHINE Tablets, the risk is greatest during the initiation of therapy or following a dosage increase. The peak respiratory depressant effect of methadone occurs later, and persists longer than the peak analgesic effect, especially during the initial dosing period. Monitor patients closely for respiratory depression, when initiating therapy with DOLOPHINE Tablets and following dose increases.

To reduce the risk of respiratory depression, proper dosing and titration of DOLOPHINE Tablets are essential [*see Dosage and Administration (2.3,2.4)*]. Overestimating the DOLOPHINE Tablets dosage when converting patients from another opioid product can result in fatal overdose with the first dose.

Accidental ingestion of even one dose of DOLOPHINE Tablets, especially by children, can result in respiratory depression and death due to an overdose of methadone.

## 5.4 Life-Threatening QT Prolongation

Cases of QT interval prolongation and serious arrhythmia (*torsades de pointes*) have been observed during treatment with methadone. These cases appear to be more commonly associated with, but not limited to, higher dose treatment (> 200 mg/day). Most cases involve patients being treated for pain with large, multiple daily doses of methadone, although cases have been reported in patients receiving doses commonly used for maintenance treatment of opioid addiction. In most patients on the lower doses typically used for maintenance, concomitant medications and/or clinical conditions such as hypokalemia were noted as contributing factors. However, the evidence strongly suggests that methadone possesses

the potential for adverse cardiac conduction effects in some patients. The effects of methadone on the QT interval have been confirmed in *in vivo* laboratory studies, and methadone has been shown to inhibit cardiac potassium channels in *in vitro* studies.

Closely monitor patients with risk factors for development of prolonged QT interval (e.g., cardiac hypertrophy, concomitant diuretic use, hypokalemia, hypomagnesemia), a history of cardiac conduction abnormalities, and those taking medications affecting cardiac conduction. QT prolongation has also been reported in patients with no prior cardiac history who have received high doses of methadone.

Evaluate patients developing QT prolongation while on methadone treatment for the presence of modifiable risk factors, such as concomitant medications with cardiac effects, drugs that might cause electrolyte abnormalities, and drugs that might act as inhibitors of methadone metabolism.

Only initiate DOLOPHINE Tablets therapy for pain in patients for whom the anticipated benefit outweighs the risk of QT prolongation and development of dysrhythmias that have been reported with high doses of methadone.

The use of methadone in patients already known to have a prolonged QT interval has not been systematically studied.

### **5.5 Neonatal Opioid Withdrawal Syndrome**

Neonatal opioid withdrawal syndrome (NOWS) is an expected and treatable outcome of prolonged use of opioids during pregnancy, whether that use is medically-authorized or illicit. Unlike opioid withdrawal syndrome in adults, NOWS may be life-threatening if not recognized and treated in the neonate. Advise the patient of the risk of NOWS so that appropriate planning for management of the neonate can occur. Healthcare professionals should observe newborns for signs of NOWS and manage accordingly [*see Specific Populations (8.1)*].

The balance between the risks of NOWS and the benefits of maternal DOLOPHINE Tablets use may differ based on the risks associated with the mother's underlying condition, pain or addiction, and the risks of the alternative treatments.

- For management of pain, prescribers should discuss all available treatment options with females of reproductive potential, including non-opioid and non-pharmacologic options.
- Untreated opioid addiction often results in continued or relapsing illicit opioid use and is associated with poor pregnancy outcomes. NOWS can result from in utero exposure to opioids regardless of the source. Therefore, prescribers should discuss the importance and benefits of management of opioid addiction throughout pregnancy.

### **5.6 Risks of Concomitant Use of Cytochrome P450 3A4, 2B6, 2C19, 2C9, or 2D6 Inhibitors or Discontinuation of P450 3A4, 2B6, 2C19, or 2C9 Inducers**

Concomitant use of DOLOPHINE Tablets with CYP3A4, CYP2B6, CYP2C19, CYP2C9, or CYP2D6 inhibitors, may increase plasma concentrations of methadone, prolong opioid adverse reactions, and may cause potentially fatal respiratory depression, particularly when an inhibitor is added after a stable dosage of DOLOPHINE Tablets is achieved. Similarly, discontinuation of concomitant CYP3A4, CYP2B6, CYP2C19, or CYP2C9 inducers in DOLOPHINE Tablets-treated patients may increase methadone plasma concentrations resulting in fatal respiratory depression. Consider dosage reduction of DOLOPHINE Tablets when using concomitant CYP3A4, CYP2B6, CYP2C19, CYP2C9 or CYP2D6 inhibitors or discontinuing CYP3A4, CYP2B6, CYP2C19, or CYP2C9 inducers in methadone-treated patients, and follow patients closely at frequent intervals for signs and symptoms of respiratory depression and sedation [*see Drug Interactions (7)*].

Addition of CYP3A4, CYP2B6, CYP2C19, or CYP2C9 inducers or discontinuation of CYP3A4, CYP2B6, CYP2C19, CYP2C9, or CYP2D6 inhibitors in patients treated with DOLOPHINE Tablets may decrease methadone plasma concentrations, reducing efficacy and may lead to opioid withdrawal

symptoms in patients physically dependent on methadone. When using DOLOPHINE Tablets with CYP3A4, CYP2B6, CYP2C19, or CYP2C9 inducers or discontinuing CYP3A4, CYP2B6, CYP2C19, CYP2C9, or CYP2D6 inhibitors, follow patients for signs or symptoms of opioid withdrawal and consider increasing the DOLOPHINE Tablets dosage as needed [*see Drug Interactions (7)*].

### **5.7 Risks from Concomitant Use with Benzodiazepines or Other CNS Depressants**

Profound sedation, respiratory depression, coma, and death may result from the concomitant use of DOLOPHINE Tablets with benzodiazepines or other CNS depressants (e.g., non-benzodiazepine sedatives/hypnotics, anxiolytics, tranquilizers, muscle relaxants, general anesthetics, antipsychotics, other opioids, alcohol).

#### *For Patients Being Treated for Pain*

Because of these risks, reserve concomitant prescribing of these drugs for use in patients for whom alternative treatment options are inadequate.

Observational studies have demonstrated that concomitant use of opioid analgesics and benzodiazepines increases the risk of drug-related mortality compared to use of opioid analgesics alone. Because of similar pharmacological properties, it is reasonable to expect similar risk with the concomitant use of other CNS depressant drugs with opioid *analgesics* [*see Drug Interactions (7)*].

If the decision is made to prescribe a benzodiazepine or other CNS depressant concomitantly with an opioid analgesic, prescribe the lowest effective dosages and minimum durations of concomitant use. In patients already receiving an opioid analgesic, prescribe a lower initial dose of the benzodiazepine or other CNS depressant than indicated in the absence of an opioid, and titrate based on clinical response. If an opioid analgesic is initiated in a patient already taking a benzodiazepine or other CNS depressant, prescribe a lower initial dose of the opioid analgesic, and titrate based on clinical response. Follow patients closely for signs and symptoms of respiratory depression and sedation.

Advise both patients and caregivers about the risks of respiratory depression and sedation when DOLOPHINE Tablets are used with benzodiazepines or other CNS depressants (including alcohol and illicit drugs). Advise patients not to drive or operate heavy machinery until the effects of concomitant use of the benzodiazepine or other CNS depressant have been determined. Screen patients for risk of substance use disorders, including opioid abuse and misuse, and warn them of the risk for overdose and death associated with the use of additional CNS depressants including alcohol and illicit drugs [*see Drug Interactions (7) and Patient Counseling Information (17)*].

#### *For Patients Being Treated for Opioid Addiction*

Concomitant use of methadone and benzodiazepines or other CNS depressants increases the risk of adverse reactions including overdose and death. Medication-assisted treatment of opioid use disorder, however, should not be categorically denied to patients taking these drugs. Prohibiting or creating barriers to treatment can pose an even greater risk of morbidity and mortality due to the opioid use disorder alone.

As a routine part of orientation to methadone treatment, educate patients about the risks of concomitant use of benzodiazepines, sedatives, opioid analgesics, or alcohol.

Develop strategies to manage use of prescribed or illicit benzodiazepines or other CNS depressants at admission to methadone treatment, or if it emerges as a concern during treatment. Adjustments to induction procedures and additional monitoring may be required. There is no evidence to support dose limitations or arbitrary caps of methadone as a strategy to address benzodiazepine use in methadone-treated patients. However, if a patient is sedated at the time of methadone dosing, ensure that a medically-trained healthcare provider evaluates the cause of sedation, and delays or omits the methadone dose if appropriate.

Cessation of benzodiazepines or other CNS depressants is preferred in most cases of concomitant use. In some cases monitoring in a higher level of care for taper may be appropriate. In others, gradually

tapering a patient off a prescribed benzodiazepine or other CNS depressant or decreasing to the lowest effective dose may be appropriate.

For patients in methadone treatment, benzodiazepines are not the treatment of choice for anxiety or insomnia. Before co-prescribing benzodiazepines, ensure that patients are appropriately diagnosed and consider alternative medications and non-pharmacologic treatments to address anxiety or insomnia. Ensure that other healthcare providers prescribing benzodiazepines or other CNS depressants are aware of the patient's methadone treatment and coordinate care to minimize the risks associated with concomitant use.

In addition, take measures to confirm that patients are taking the medications prescribed and not diverting or supplementing with illicit drugs. Toxicology screening should test for prescribed and illicit benzodiazepines [see *Drug Interactions (7)*].

### **5.8 Life-Threatening Respiratory Depression in Patients with Chronic Pulmonary Disease or in Elderly, Cachectic, or Debilitated Patients**

The use of DOLOPHINE Tablets in patients with acute or severe bronchial asthma in an unmonitored setting or in the absence of resuscitative equipment is contraindicated.

#### *Patients with Chronic Pulmonary Disease*

DOLOPHINE Tablets-treated patients with significant chronic obstructive pulmonary disease or cor pulmonale, and those with a substantially decreased respiratory reserve, hypoxia, hypercapnia, or pre-existing respiratory depression are at increased risk of decreased respiratory drive including apnea, even at recommended dosages of DOLOPHINE Tablets [see *Warnings and Precautions (5.3)*].

#### *Elderly, Cachectic, or Debilitated Patients*

Life-threatening respiratory depression is more likely to occur in elderly, cachectic, or debilitated patients because they may have altered pharmacokinetics or altered clearance compared to younger, healthier patients [see *Warnings and Precautions (5.3)*].

Monitor such patients closely, particularly when initiating and titrating DOLOPHINE Tablets and when DOLOPHINE Tablets are given concomitantly with other drugs that depress respiration [see *Warnings and Precautions (5.3, 5.7)*]. Alternatively, consider the use of non-opioid analgesics in these patients.

### **5.9 Serotonin Syndrome with Concomitant Use of Serotonergic Drugs**

Cases of serotonin syndrome, a potentially life-threatening condition, have been reported during concomitant use of DOLOPHINE Tablets with serotonergic drugs. Serotonergic drugs include selective serotonin reuptake inhibitors (SSRIs), serotonin and norepinephrine reuptake inhibitors (SNRIs), tricyclic antidepressants (TCAs), triptans, 5-HT<sub>3</sub> receptor antagonists, drugs that affect the serotonergic neurotransmitter system (e.g., mirtazapine, trazodone, tramadol), and drugs that impair metabolism of serotonin (including MAO inhibitors, both those intended to treat psychiatric disorders and also others, such as linezolid and intravenous methylene blue) [see *Drug Interactions (7)*]. This may occur within the recommended dosage range.

Serotonin syndrome symptoms may include mental status changes (e.g., agitation, hallucinations, coma), autonomic instability (e.g., tachycardia, labile blood pressure, hyperthermia), neuromuscular aberrations (e.g., hyperreflexia, incoordination, rigidity), and/or gastrointestinal symptoms (e.g., nausea, vomiting, diarrhea). The onset of symptoms generally occurs within several hours to a few days of concomitant use, but may occur later than that. Discontinue DOLOPHINE Tablets if serotonin syndrome is suspected.

### **5.10 Adrenal Insufficiency**

Cases of adrenal insufficiency have been reported with opioid use, more often following greater than one month of use. Presentation of adrenal insufficiency may include non-specific symptoms and signs



including nausea, vomiting, anorexia, fatigue, weakness, dizziness, and low blood pressure. If adrenal insufficiency is suspected, confirm the diagnosis with diagnostic testing as soon as possible. If adrenal insufficiency is diagnosed, treat with physiologic replacement doses of corticosteroids. Wean the patient off of the opioid to allow adrenal function to recover and continue corticosteroid treatment until adrenal function recovers. Other opioids may be tried as some cases reported use of a different opioid without recurrence of adrenal insufficiency. The information available does not identify any particular opioids as being more likely to be associated with adrenal insufficiency.

### **5.11 Severe Hypotension**

DOLOPHINE Tablets may cause severe hypotension including orthostatic hypotension and syncope in ambulatory patients. There is an increased risk in patients whose ability to maintain blood pressure has already been compromised by a reduced blood volume or concurrent administration of certain CNS depressant drugs (e.g., phenothiazines or general anesthetics) [*see Drug Interactions (7)*]. Monitor these patients for signs of hypotension after initiating or titrating the dosage of DOLOPHINE Tablets. In patients with circulatory shock, DOLOPHINE Tablets may cause vasodilation that can further reduce cardiac output and blood pressure. Avoid the use of DOLOPHINE Tablets in patients with circulatory shock.

### **5.12 Risks of Use in Patients with Increased Intracranial Pressure, Brain Tumors, Head Injury, or Impaired Consciousness**

In patients who may be susceptible to the intracranial effects of CO<sub>2</sub> retention (e.g., those with evidence of increased intracranial pressure or brain tumors) DOLOPHINE Tablets may reduce respiratory drive, and the resultant CO<sub>2</sub> retention can further increase intracranial pressure. Monitor such patients for signs of sedation and respiratory depression, particularly when initiating therapy with DOLOPHINE Tablets.

Opioids may also obscure the clinical course in a patient with a head injury.

Avoid the use of DOLOPHINE Tablets in patients with impaired consciousness or coma.

### **5.13 Risks of Use in Patients with Gastrointestinal Conditions**

DOLOPHINE Tablets are contraindicated in patients with known or suspected gastrointestinal obstruction, including paralytic ileus.

The methadone in DOLOPHINE Tablets may cause spasm of the sphincter of Oddi. Opioids may cause increases in the serum amylase. Monitor patients with biliary tract disease, including acute pancreatitis, for worsening symptoms.

### **5.14 Increased Risk of Seizures in Patients with Seizure Disorders**

The methadone in DOLOPHINE Tablets may increase the frequency of seizures in patients with seizure disorders, and may increase the risk of seizures in other clinical settings associated with seizures. Monitor patients with a history of seizure disorders for worsened seizure control during DOLOPHINE Tablets therapy.

### **5.15 Withdrawal**

Avoid the use of mixed agonist/antagonist (i.e., pentazocine, nalbuphine, and butorphanol) or partial agonist (e.g., buprenorphine) analgesics in patients who are receiving a full opioid agonist, including DOLOPHINE Tablets. In these patients, mixed agonists/antagonist and partial agonist analgesics may reduce the analgesic effect and/or may precipitate withdrawal symptoms [*see Drug Interactions (7)*].

When discontinuing DOLOPHINE Tablets, gradually taper the dosage [*see Dosage and Administration (2.5)*]. Do not abruptly discontinue DOLOPHINE Tablets [*see Drug Abuse and Dependence (9.3)*].

## 5.16 Risks Driving and Operating Machinery

DOLOPHINE Tablets may impair the mental or physical abilities needed to perform potentially hazardous activities such as driving a car or operating machinery. Warn patients not to drive or operate dangerous machinery unless they are tolerant to the effects of DOLOPHINE Tablets and know how they will react to the medication [see *Patient Counseling Information (17)*].

## 5.17 Laboratory Test Interactions

False positive urine drug screens for methadone have been reported for several drugs including diphenhydramine, doxylamine, clomipramine, chlorpromazine, thioridazine, quetiapine, and verapamil.

## 6 ADVERSE REACTIONS

The following serious adverse reactions are described, or described in greater detail, in other sections:

- Addiction, Abuse, and Misuse [see *Warnings and Precautions (5.1)*]
- Life Threatening Respiratory Depression [see *Warnings and Precautions (5.3)*]
- QT Prolongation [see *Warnings and Precautions (5.4)*]
- Neonatal Opioid Withdrawal Syndrome [see *Warnings and Precautions (5.5)*]
- Interactions with Benzodiazepines and other CNS Depressants [see *Warnings and Precautions (5.7)*]
- Serotonin Syndrome [see *Warnings and Precautions (5.9)*]
- Adrenal Insufficiency [see *Warnings and Precautions (5.10)*]
- Severe Hypotension [see *Warnings and Precautions (5.11)*]
- Gastrointestinal Adverse Reactions [see *Warnings and Precautions (5.13)*]
- Seizures [see *Warnings and Precautions (5.14)*]
- Withdrawal [see *Warnings and Precautions (5.15)*]

The following adverse reactions associated with the use of methadone were identified in clinical studies or postmarketing reports. Because some of these reactions were reported voluntarily from a population of uncertain size, it is not always possible to reliably estimate their frequency or establish a causal relationship to drug exposure.

The major hazards of methadone are respiratory depression and, to a lesser degree, systemic hypotension. Respiratory arrest, shock, cardiac arrest, and death have occurred.

The most frequently observed adverse reactions include lightheadedness, dizziness, sedation, nausea, vomiting, and sweating. These effects seem to be more prominent in ambulatory patients and in those who are not suffering severe pain. In such individuals, lower doses are advisable.

Other adverse reactions include the following:

*Body as a Whole:* asthenia (weakness), edema, headache

*Cardiovascular:* arrhythmias, bigeminal rhythms, bradycardia, cardiomyopathy, ECG abnormalities, extrasystoles, flushing, heart failure, hypotension, palpitations, phlebitis, QT interval prolongation, syncope, T-wave inversion, tachycardia, *torsades de pointes*, ventricular fibrillation, ventricular tachycardia

*Central Nervous System:* agitation, confusion, disorientation, dysphoria, euphoria, insomnia, hallucinations, seizures, visual disturbances

*Endocrine:* hypogonadism, decreased testosterone

*Gastrointestinal:* abdominal pain, anorexia, biliary tract spasm, constipation, dry mouth, glossitis

*Hematologic:* reversible thrombocytopenia has been described in opioid addicts with chronic hepatitis

*Metabolic:* hypokalemia, hypomagnesemia, weight gain

*Renal:* antidiuretic effect, urinary retention or hesitancy

*Reproductive:* amenorrhea, reduced libido and/or potency, reduced ejaculate volume, reduced seminal vesicle and prostate secretions, decreased sperm motility, abnormalities in sperm morphology

*Respiratory:* pulmonary edema, respiratory depression

*Skin and Subcutaneous Tissue:* pruritus, urticaria, other skin rashes, and rarely, hemorrhagic urticaria

*Hypersensitivity:* Anaphylaxis has been reported with ingredients contained in DOLOPHINE Tablets.

*Serotonin Syndrome:* Cases of serotonin syndrome, a potentially life-threatening condition, have been reported during concomitant use of opioids with serotonergic drugs.

*Adrenal Insufficiency:* Cases of adrenal insufficiency have been reported with opioid use, more often following greater than one month of use.

*Androgen Deficiency:* Cases of androgen deficiency have occurred with chronic use of opioids [see *Clinical Pharmacology (12.2)*].

## 7 DRUG INTERACTIONS

<b>Inhibitors of CYP3A4, CYP2B6, CYP2C19, CYP2C9, or CYP2D6</b>	
<i>Clinical Impact:</i>	Methadone undergoes hepatic N-demethylation by several cytochrome P450 (CYP) isoforms, including CYP3A4, CYP2B6, CYP2C19, CYP2C9, and CYP2D6. The concomitant use of DOLOPHINE Tablets and CYP3A4, CYP2B6, CYP2C19, CYP2C9, or CYP2D6 inhibitors can increase the plasma concentration of methadone, resulting in increased or prolonged opioid effects, and may result in a fatal overdose, particularly when an inhibitor is added after a stable dose of DOLOPHINE Tablets is achieved. These effects may be more pronounced with concomitant use of drugs that inhibit more than one of the CYP enzymes listed above. After stopping a CYP3A4, CYP2B6, CYP2C19, CYP2C9, or CYP2D6 inhibitor, as the effects of the inhibitor decline, the methadone plasma concentration can decrease [see <i>Clinical Pharmacology (12.3)</i> ], resulting in decreased opioid efficacy or withdrawal symptoms in patients physically dependent on methadone.
<i>Intervention:</i>	If concomitant use is necessary, consider dosage reduction of DOLOPHINE Tablets until stable drug effects are achieved. Monitor patients for respiratory depression and sedation at frequent intervals. If a CYP3A4, CYP2B6, CYP2C19, CYP2C9, or CYP2D6 inhibitor is discontinued, follow patients for signs of opioid withdrawal and consider increasing the DOLOPHINE Tablets dosage until stable drug effects are achieved.
<i>Examples:</i>	Macrolide antibiotics (e.g., erythromycin), azole-antifungal agents (e.g. ketoconazole), protease inhibitors (e.g., ritonavir), fluconazole, fluvoxamine, some selective serotonin reuptake inhibitors (SSRIs) (e.g., sertraline, fluvoxamine)

<b>Inducers of CYP3A4, CYP2B6, CYP2C19, or CYP2C9</b>	
<i>Clinical Impact:</i>	The concomitant use of DOLOPHINE Tablets and CYP3A4, CYP2B6, CYP2C19, or CYP2C9 inducers can decrease the plasma concentration of methadone [see <i>Clinical Pharmacology (12.3)</i> ], resulting in decreased efficacy or onset of withdrawal symptoms in patients physically dependent on methadone. These effects could be more pronounced with concomitant use of drugs that can induce multiple CYP enzymes. After stopping a CYP3A4, CYP2B6, CYP2C19, or CYP2C9 inducer, as the effects of the inducer decline, the methadone plasma concentration can increase [see <i>Clinical Pharmacology (12.3)</i> ], which could increase or prolong both the therapeutic effects and adverse reactions, and may cause serious respiratory depression, sedation, or death.
<i>Intervention:</i>	If concomitant use is necessary, consider increasing the DOLOPHINE Tablets dosage until stable drug effects are achieved. Monitor for signs of opioid withdrawal. If a CYP3A4, CYP2B6, CYP2C19, or CYP2C9 inducer is discontinued, consider DOLOPHINE Tablets dosage reduction and monitor for signs of respiratory depression and sedation.
<i>Examples:</i>	Rifampin, carbamazepine, phenytoin, St. John's Wort, Phenobarbital
<b>Benzodiazepines and other Central Nervous System (CNS) Depressants</b>	
<i>Clinical Impact:</i>	Due to additive pharmacologic effect, the concomitant use of benzodiazepines or other CNS depressants including alcohol, increases the risk of respiratory depression, profound sedation, coma, and death.
<i>Intervention:</i>	<i>For Patients Being Treated for Pain</i> Reserve concomitant prescribing of these drugs for use in patients for whom alternative treatment options are inadequate. Limit dosages and durations to the minimum required. Follow patients closely for signs of respiratory depression and sedation [see <i>Warnings and Precautions (5.7)</i> ]. <i>For Patients Being Treated for Opioid Addiction</i> Cessation of benzodiazepines or other CNS depressants is preferred in most cases of concomitant use. In some cases, monitoring in a higher level of care for taper may be appropriate. In others, gradually tapering a patient off of a prescribed benzodiazepine or other CNS depressant or decreasing to the lowest effective dose may be appropriate. Before co-prescribing benzodiazepines for anxiety or insomnia, ensure that patients are appropriately diagnosed and consider alternative medications and non-pharmacologic treatments.
<i>Examples:</i>	Benzodiazepines and other sedatives/hypnotics, anxiolytics, tranquilizers, muscle relaxants, general anesthetics, antipsychotics, other opioids, alcohol.
<b>Potentially Arrhythmogenic Agents</b>	
<i>Clinical Impact:</i>	Pharmacodynamic interactions may occur with concomitant use of methadone and potentially arrhythmogenic agents or drugs capable of inducing electrolyte disturbances (hypomagnesemia, hypokalemia).
<i>Intervention:</i>	Monitor patients closely for cardiac conduction changes.

<i>Examples:</i>	<u>Drugs known to have potential to prolong QT interval:</u> Class I and III antiarrhythmics, some neuroleptics and tricyclic antidepressants, and calcium channel blockers. <u>Drugs capable of inducing electrolyte disturbances:</u> Diuretics, laxatives, and, in rare cases, mineralocorticoid hormones.
<b>Serotonergic Drugs</b>	
<i>Clinical Impact:</i>	The concomitant use of opioids with other drugs that affect the serotonergic neurotransmitter system has resulted in serotonin syndrome [see <i>Warnings and Precautions (5.9)</i> ].
<i>Intervention:</i>	If concomitant use is warranted, carefully observe the patient, particularly during treatment initiation and dose adjustment. Discontinue DOLOPHINE Tablets if serotonin syndrome is suspected.
<i>Examples:</i>	Selective serotonin reuptake inhibitors (SSRIs), serotonin and norepinephrine reuptake inhibitors (SNRIs), tricyclic antidepressants (TCAs), triptans, 5-HT <sub>3</sub> receptor antagonists, drugs that effect the serotonin neurotransmitter system (e.g., mirtazapine, trazodone, tramadol), monoamine oxidase (MAO) inhibitors (those intended to treat psychiatric disorders and also others, such as linezolid and intravenous methylene blue).
<b>Monoamine Oxidase Inhibitors (MAOIs)</b>	
<i>Clinical Impact:</i>	MAOI interactions with opioids may manifest as serotonin syndrome [see <i>Warnings and Precautions (5.9)</i> ] or opioid toxicity (e.g., respiratory depression, coma) [see <i>Warnings and Precautions (5.3)</i> ].
<i>Intervention:</i>	The use of DOLOPHINE Tablets is not recommended for patients taking MAOIs or within 14 days of stopping such treatment.
<b>Mixed Agonist/Antagonist and Partial Agonist Opioid Analgesics</b>	
<i>Clinical Impact:</i>	May reduce the analgesic effect of DOLOPHINE Tablets and/or precipitate withdrawal symptoms.
<i>Intervention:</i>	Avoid concomitant use.
<i>Examples:</i>	Butorphanol, nalbuphine, pentazocine, buprenorphine.
<b>Muscle Relaxants</b>	
<i>Clinical Impact:</i>	Methadone may enhance the neuromuscular blocking action of skeletal muscle relaxants and produce an increased degree of respiratory depression.
<i>Intervention:</i>	Monitor patients for signs of respiratory depression that may be greater than otherwise expected and decrease the dosage of DOLOPHINE Tablets and/or the muscle relaxant as necessary.
<b>Diuretics</b>	
<i>Clinical Impact:</i>	Opioids can reduce the efficacy of diuretics by inducing the release of antidiuretic hormone.
<i>Intervention:</i>	Monitor patients for signs of diminished diuresis and/or effects on blood pressure and increase the dosage of the diuretic as needed.
<b>Anticholinergic Drugs</b>	
<i>Clinical Impact:</i>	The concomitant use of anticholinergic drugs may increase risk of urinary retention and/or severe constipation, which may lead to paralytic ileus.
<i>Intervention:</i>	Monitor patients for signs of urinary retention or reduced

gastric motility when DOLOPHINE Tablets are used concomitantly with anticholinergic drugs.
--

### *Paradoxical Effects of Antiretroviral Agents on DOLOPHINE Tablets*

Concurrent use of certain antiretroviral agents with CYP3A4 inhibitory activity, alone and in combination, such as abacavir, amprenavir, darunavir+ritonavir, efavirenz, nelfinavir, nevirapine, ritonavir, telaprevir, lopinavir+ritonavir, saquinavir+ritonavir, and tipranavir+ritonavir, has resulted in increased clearance or decreased plasma levels of methadone. This may result in reduced efficacy of DOLOPHINE Tablets and could precipitate a withdrawal syndrome. Monitor methadone-maintained patients receiving any of these anti-retroviral therapies closely for evidence of withdrawal effects and adjust the methadone dose accordingly.

### *Effects of DOLOPHINE Tablets on Antiretroviral Agents*

Didanosine and Stavudine: Experimental evidence demonstrated that methadone decreased the area under the concentration-time curve (AUC) and peak levels for didanosine and stavudine, with a more significant decrease for didanosine. Methadone disposition was not substantially altered.

Zidovudine: Experimental evidence demonstrated that methadone increased the AUC of zidovudine, which could result in toxic effects.

### *Effects of DOLOPHINE Tablets on Antidepressants*

Desipramine: Blood levels of desipramine have increased with concurrent methadone administration.

## **8 USE IN SPECIFIC POPULATIONS**

### **8.1 Pregnancy**

#### *Risk Summary*

Neonatal opioid withdrawal syndrome (NOWS) is an expected and treatable outcome of prolonged use of opioids during pregnancy [see *Warnings and Precautions (5.5)*].

Pregnant women in methadone maintenance programs may have reduced incidence of obstetric and fetal complications and neonatal morbidity and mortality when compared to women using illicit drugs. Untreated opioid addiction in pregnancy is associated with adverse obstetrical outcomes and risk of continued or relapsing illicit opioid use. These risks should be considered in women treated with DOLOPHINE Tablets for maintenance treatment of opioid addiction.

For women treated with DOLOPHINE Tablets for pain severe enough to require daily, around-the-clock, long-term opioid treatment, DOLOPHINE Tablets should be used during pregnancy only if the potential benefit justifies the potential risk to the fetus.

There are no adequate and well-controlled studies in pregnant women.

In published animal reproduction studies, methadone administered subcutaneously during the early gestational period produced neural tube defects (i.e., exencephaly and cranioschisis) in the hamster at doses 2 times the human daily oral dose of 120 mg/day on a mg/m<sup>2</sup> basis (HDD) and in mice at doses equivalent to the HDD. Administration of methadone to pregnant animals during organogenesis and through lactation resulted in decreased litter size, increased pup mortality, decreased pup body weights, developmental delays, and long-term neurochemical changes in the brain of offspring which correlate with altered behavioral responses that persist through adulthood at exposures comparable to and less than the HDD. Administration of methadone to male rodents prior to mating with untreated females resulted in increased neonatal mortality and significant differences in behavioral tests in the offspring at exposures comparable to and less than the HDD [see *Data*]. Based on animal data, advise pregnant women of the potential risk to a fetus.

The estimated background risk of major birth defects and miscarriage for the indicated population is unknown. All pregnancies have a background risk of birth defect, loss, or other adverse outcomes. In the U.S. general population, the estimated background risk of major birth defects and miscarriage in clinically recognized pregnancies is 2 to 4% and 15 to 20%, respectively.

### *Clinical Considerations*

**Disease-associated Maternal and Embryo-fetal Risk:** Untreated opioid addiction in pregnancy is associated with adverse obstetrical outcomes such as low birth weight, preterm birth, and fetal death. In addition, untreated opioid addiction often results in continued or relapsing illicit opioid use.

**Dosage Adjustment During Pregnancy:** The disposition of oral methadone has been studied in approximately 30 pregnant patients in second and third trimesters. Total body clearance of methadone was increased in pregnant patients compared to the same patients postpartum or to non-pregnant opioid-dependent women. The terminal half-life of methadone is decreased during second and third trimesters. The decrease in plasma half-life and increased clearance of methadone resulting in lower methadone trough levels during pregnancy can lead to withdrawal symptoms in some pregnant patients. The dosage may need to be increased or the dosing interval decreased in pregnant patients receiving methadone to achieve therapeutic effect [*see Dosage and Administration (2.11)*].

**Fetal/Neonatal Adverse Reactions:** Neonatal opioid withdrawal syndrome may occur in newborn infants of mothers who are receiving treatment with DOLOPHINE Tablets.

Neonatal opioid withdrawal syndrome presents as irritability, hyperactivity and abnormal sleep pattern, high pitched cry, tremor, vomiting, diarrhea, and/or failure to gain weight. Signs of neonatal withdrawal usually occur in the first days after birth. The duration and severity of neonatal opioid withdrawal syndrome may vary. Observe newborns for signs of neonatal opioid withdrawal syndrome and manage accordingly [*see Warnings and Precautions (5.5)*].

**Labor or Delivery:** Opioids cross the placenta and may produce respiratory depression and psychophysiologic effects in neonates. An opioid antagonist, such as naloxone, must be available for reversal of opioid-induced respiratory depression in the neonate. Use of DOLOPHINE Tablets as an analgesic is not recommended for pregnant women during or immediately prior to labor, when use of shorter-acting analgesics or other analgesic techniques are more appropriate. Opioid analgesics, including DOLOPHINE can prolong labor through actions which temporarily reduce the strength, duration, and frequency of uterine contractions. However, this effect is not consistent and may be offset by an increased rate of cervical dilation, which tends to shorten labor. Monitor neonates exposed to opioid analgesics during labor for signs of excess sedation and respiratory depression.

### *Data*

**Human Data:** Reported studies have generally compared the benefit of methadone to the risk of untreated addiction to illicit drugs; the relevance of these findings to pain patients prescribed methadone during pregnancy is unclear. Pregnant women involved in methadone maintenance programs have been reported to have significantly improved prenatal care leading to significantly reduced incidence of obstetric and fetal complications and neonatal morbidity and mortality when compared to women using illicit drugs. Several factors, including maternal use of illicit drugs, nutrition, infection and psychosocial circumstances, complicate the interpretation of investigations of the children of women who take methadone during pregnancy. Information is limited regarding dose and duration of methadone use during pregnancy, and most maternal exposure appears to occur after the first trimester of pregnancy.

A review of published data on experiences with methadone use during pregnancy by the Teratogen Information System (TERIS) concluded that maternal use of methadone during pregnancy as part of a supervised, therapeutic regimen is unlikely to pose a substantial teratogenic risk (quantity and quality of data assessed as “limited to fair”). However, the data are insufficient to state that there is no risk (TERIS, last reviewed October, 2002). A retrospective case series of 101 pregnant, opioid-dependent women who underwent inpatient opioid detoxification with methadone did not demonstrate any increased risk of miscarriage in the second trimester or premature delivery in the third trimester. Recent studies

suggest an increased risk of premature delivery in opioid-dependent women exposed to methadone during pregnancy, although the presence of confounding factors makes it difficult to determine a causal relationship. Several studies have suggested that infants born to narcotic-addicted women treated with methadone during all or part of pregnancy have been found to have decreased fetal growth with reduced birth weight, length, and/or head circumference compared to controls. This growth deficit does not appear to persist into later childhood. Children prenatally exposed to methadone have been reported to demonstrate mild but persistent deficits in performance on psychometric and behavioral tests. In addition, several studies suggest that children born to opioid-dependent women exposed to methadone during pregnancy may have an increased risk of visual development anomalies; however, a causal relationship has not been assigned.

There are conflicting reports on whether Sudden Infant Death Syndrome occurs with an increased incidence in infants born to women treated with methadone during pregnancy. Abnormal fetal non-stress tests have been reported to occur more frequently when the test is performed 1 to 2 hours after a maintenance dose of methadone in late pregnancy compared to controls.

Animal Data: Formal reproductive and developmental toxicology studies for methadone have not been conducted. Exposure margins for the following published study reports are based on a human daily dose (HDD) of 120 mg methadone using a body surface area comparison.

In a published study in pregnant hamsters, a single subcutaneous dose of methadone ranging from 31 mg/kg (2 times the HDD) to 185 mg/kg on Gestation Day 8 resulted in a decrease in the number of fetuses per litter and an increase in the percentage of fetuses exhibiting neural tube defects including exencephaly, cranioschisis, and "various other lesions." The majority of the doses tested also resulted in maternal death. In a study in pregnant mice, a single subcutaneous dose of 22 to 24 mg/kg methadone (approximately equivalent to the HDD) administered on Gestation Day 9 produced exencephaly in 11% of the embryos. In another study in pregnant mice, subcutaneous doses up to 28 mg/kg/day methadone (equivalent to the HDD) administered from Gestation Day 6 to 15 resulted in no malformations, but there were increased postimplantation loss and decreased live fetuses at 10 mg/kg/day or greater (0.4 times the HDD) and decreased ossification and fetal body weight at 20 mg/kg/day or greater (0.8 times the HDD). In a second study of pregnant mice dosed with subcutaneous doses up to 28 mg/kg/day methadone from Gestation Day 6 to 15, there was decreased pup viability, delayed onset of development of negative phototaxis and eye opening, increased righting reflexes at 5 mg/kg/day or greater (0.2 times the HDD), and decreased number of live pups at birth and decreased pup weight gain at 20 mg/kg/day or greater (0.8 times the HDD).

No effects were reported in a study of pregnant rats and rabbits at oral doses up to 40 mg/kg (3 and 6 times, respectively, the HDD) administered from Gestation Days 6 to 15 and 6 to 18, respectively.

When pregnant rats were treated with intraperitoneal doses of 2.5, 5, or 7.5 mg/kg methadone from one week prior to mating, through gestation until the end of lactation period, 5 mg/kg or greater (0.4 times the HDD) methadone resulted in decreases in litter size and live pups born and 7.5 mg/kg (0.6 times the HDD) resulted in decreased birth weights. Furthermore, decreased pup viability and pup body weight gain at 2.5 mg/kg or greater (0.2 times the HDD) were noted during the preweaning period.

Additional animal data demonstrates evidence for neurochemical changes in the brains of offspring from methadone-treated pregnant rats, including changes to the cholinergic, dopaminergic, noradrenergic and serotonergic systems at doses below the HDD. Other animal studies have reported that prenatal and/or postnatal exposure to opioids including methadone alters neuronal development and behavior in the offspring including alterations in learning ability, motor activity, thermal regulation, nociceptive responses, and sensitivity to drugs at doses below the HDD. Treatment of pregnant rats subcutaneously with 5 mg/kg methadone from Gestation Day 14 to 19 (0.4 times the HDD) reduced fetal blood testosterone and androstenedione in males.

Published animal data have reported increased neonatal mortality in the offspring of male rodents that were treated with methadone at doses comparable to and less than the HDD for 1 to 12 days before and/or during mating (with more pronounced effects in the first 4 days). In these studies, the female



rodents were not treated with methadone, indicating paternally-mediated developmental toxicity. Specifically, methadone administered to the male rat prior to mating with methadone-naïve females resulted in decreased weight gain in progeny after weaning. The male progeny demonstrated reduced thymus weights, whereas the female progeny demonstrated increased adrenal weights. Behavioral testing of these male and female progeny revealed significant differences in behavioral tests compared to control animals, suggesting that paternal methadone exposure can produce physiological and behavioral changes in progeny in this model. Examination of uterine contents of methadone-naïve female mice bred to methadone-treated male mice (once a day for three consecutive days) indicated that methadone treatment produced an increase in the rate of preimplantation deaths in all post-meiotic states at 1 mg/kg/day or greater (0.04 times the HDD). Chromosome analysis revealed a dose-dependent increase in the frequency of chromosomal abnormalities at 1 mg/kg/day or greater.

Studies demonstrated that methadone treatment of male rats for 21 to 32 days prior to mating with methadone-naïve females did not produce any adverse effects, suggesting that prolonged methadone treatment of the male rat resulted in tolerance to the developmental toxicities noted in the progeny. Mechanistic studies in this rat model suggest that the developmental effects of “paternal” methadone on the progeny appear to be due to decreased testosterone production. These animal data mirror the reported clinical findings of decreased testosterone levels in human males on methadone maintenance therapy for opioid addiction and in males receiving chronic intraspinal opioids.

## **8.2 Lactation**

### *Risk Summary*

Based on two studies in 22 breastfeeding women maintained on methadone treatment, methadone was present in low levels in human milk, and did not show adverse reactions in breastfed infants. The developmental and health benefits of breastfeeding should be considered along with the mother’s clinical need for methadone and any potential adverse effects on the breastfed child from the drug or from the underlying maternal condition.

### *Clinical Considerations*

Advise breastfeeding women taking methadone to monitor the infant for increased drowsiness and breathing difficulties.

### *Data*

In a study of ten breastfeeding women maintained on oral methadone doses of 10 to 80 mg/day, methadone concentrations from 50 to 570 mcg/L in milk were reported, which, in the majority of samples, were lower than maternal serum drug concentrations at steady state.

In a study of twelve breastfeeding women maintained on oral methadone doses of 20 to 80 mg/day, methadone concentrations from 39 to 232 mcg/L in milk were reported. Based on an average milk consumption of 150 mL/kg/day, an infant would consume approximately 17.4 mcg/kg/day which is approximately 2 to 3% of the oral maternal dose. Methadone has been detected in very low plasma concentrations in some infants whose mothers were taking methadone.

There have been rare cases of sedation and respiratory depression in infants exposed to methadone through breast milk.

## **8.3 Females and Males of Reproductive Potential**

### *Infertility*

Chronic use of opioids may cause reduced fertility in females and males of reproductive potential. It is not known whether these effects on fertility are reversible [see *Adverse Reactions*(6), *Clinical Pharmacology* (12.2), *Nonclinical Pharmacology* (13.1)]. Reproductive function in human males may be decreased by methadone treatment. Reductions in ejaculate volume and seminal vesicle and prostate secretions have been reported in methadone-treated individuals. In addition, reductions in serum

testosterone levels and sperm motility, and abnormalities in sperm morphology have been reported.

In published animal studies, methadone produces a significant regression of sex accessory organs and testes of male mice and rats and administration of methadone to pregnant rats reduced fetal blood testosterone and androstenedione in male offspring [see *Nonclinical Toxicology (13)*].

#### **8.4 Pediatric Use**

The safety, effectiveness, and pharmacokinetics of methadone in pediatric patients below the age of 18 years have not been established.

#### **8.5 Geriatric Use**

Clinical studies of methadone did not include sufficient numbers of subjects aged 65 and over to determine whether they respond differently compared to younger subjects. Other reported clinical experience has not identified differences in responses between elderly and younger patients.

Elderly patients (aged 65 years or older) may have increased sensitivity to methadone. In general, use caution when selecting a dosage for an elderly patient, usually starting at the low end of the dosing range, reflecting the greater frequency of decreased hepatic, renal, or cardiac function and of concomitant disease or other drug therapy.

Respiratory depression is the chief risk for elderly patients treated with opioids, and has occurred after large initial doses were administered to patients who were not opioid-tolerant or when opioids were co-administered with other agents that depress respiration. Titrate the dosage of DOLOPHINE Tablets slowly in geriatric patients and monitor closely for signs of central nervous system and respiratory depression [see *Warnings and Precautions (5.8)*].

Methadone is known to be substantially excreted by the kidney, and the risk of adverse reactions to this drug may be greater in patients with impaired renal function. Because elderly patients are more likely to have decreased renal function, care should be taken in dose selection, and it may be useful to monitor renal function.

#### **8.6 Hepatic Impairment**

Methadone pharmacokinetics have not been extensively evaluated in patients with hepatic insufficiency. Methadone is metabolized by hepatic pathways; therefore, patients with liver impairment may be at risk of increased systemic exposure to methadone after multiple dosing. Start these patients on lower doses and titrate slowly while carefully monitoring for signs of respiratory and central nervous system depression.

#### **8.7 Renal Impairment**

Methadone pharmacokinetics have not been extensively evaluated in patients with renal insufficiency. Since unmetabolized methadone and its metabolites are excreted in urine to a variable degree, start these patients on lower doses and with longer dosing intervals and titrate slowly while carefully monitoring for signs of respiratory and central nervous system depression.

### **9 DRUG ABUSE AND DEPENDENCE**

#### **9.1 Controlled Substance**

DOLOPHINE Tablets contain methadone, a Schedule II controlled substance.

#### **9.2 Abuse**

DOLOPHINE Tablets contain methadone, a substance with a high potential for abuse similar to other opioids including fentanyl, hydrocodone, hydromorphone, morphine, oxycodone, oxymorphone, and tapentadol. DOLOPHINE Tablets can be abused and are subject to misuse, addiction, and criminal

diversion [*see Warnings and Precautions (5.1)*].

All patients treated with opioids for pain management require careful monitoring for signs of abuse and addiction, since use of opioid analgesic products carries the risk of addiction even under appropriate medical use.

Prescription drug abuse is the intentional non-therapeutic use of a prescription drug, even once, for its rewarding psychological or physiological effects.

Drug addiction is a cluster of behavioral, cognitive, and physiological phenomena that develop after repeated substance use and includes: a strong desire to take the drug, difficulties in controlling its use, persisting in its use despite harmful consequences, a higher priority given to drug use than to other activities and obligations, increased tolerance, and sometimes a physical withdrawal.

“Drug-seeking” behavior is very common in persons with substance use disorders. Drug-seeking tactics include emergency calls or visits near the end of office hours, refusal to undergo appropriate examination, testing, or referral, repeated “loss” of prescriptions, tampering with prescriptions, and reluctance to provide prior medical records or contact information for other treating healthcare provider(s). “Doctor shopping” (visiting multiple prescribers to obtain additional prescriptions) is common among drug abusers and people suffering from untreated addiction. Preoccupation with achieving adequate pain relief can be appropriate behavior in a patient with poor pain control.

Abuse and addiction are separate and distinct from physical dependence and tolerance. Healthcare providers should be aware that addiction may not be accompanied by concurrent tolerance and symptoms of physical dependence in all addicts. In addition, abuse of opioids can occur in the absence of true addiction.

DOLOPHINE Tablets, like other opioids, can be diverted for non-medical use into illicit channels of distribution. Careful record-keeping of prescribing information, including quantity, frequency, and renewal requests, as required by state and federal law, is strongly advised.

Proper assessment and selection of the patient, proper prescribing practices, periodic re-evaluation of therapy, and proper dispensing and storage are appropriate measures that help to limit abuse of opioid drugs.

#### *Risks Specific to Abuse of DOLOPHINE Tablets*

Abuse of DOLOPHINE Tablets poses a risk of overdose and death. This risk is increased with concurrent abuse of methadone and alcohol or other substances. DOLOPHINE Tablets are for oral use only and must not be injected. With intravenous abuse the inactive ingredients in DOLOPHINE Tablets can result in local tissue necrosis, infection, pulmonary granulomas, embolism and death, and increased risk of endocarditis and valvular heart injury. Parenteral drug abuse is commonly associated with transmission of infectious diseases such as hepatitis and HIV.

### **9.3 Dependence**

Both tolerance and physical dependence can develop during chronic opioid therapy. Tolerance is the need for increasing doses of opioids to maintain a defined effect such as analgesia (in the absence of disease progression or other external factors). Tolerance may occur to both the desired and undesired effects of drugs, and may develop at different rates for different effects.

Physical dependence results in withdrawal symptoms after abrupt discontinuation or a significant dosage reduction of a drug. Withdrawal also may be precipitated through the administration of drugs with opioid antagonist activity (e.g., naloxone, nalmefene), mixed agonist/antagonist analgesics (e.g., pentazocine, butorphanol, nalbuphine), or partial agonists (e.g., buprenorphine). Physical dependence may not occur to a clinically significant degree until after several days to weeks of continued opioid usage.

DOLOPHINE Tablets should not be abruptly discontinued [*see Dosage and Administration (2.5)*]. If DOLOPHINE Tablets are abruptly discontinued in a physically dependent patient, a withdrawal

syndrome may occur. Some or all of the following can characterize this syndrome: restlessness, lacrimation, rhinorrhea, yawning, perspiration, chills, myalgia, and mydriasis. Other signs and symptoms also may develop, including irritability, anxiety, backache, joint pain, weakness, abdominal cramps, insomnia, nausea, anorexia, vomiting, diarrhea, or increased blood pressure, respiratory rate, or heart rate.

Neonatal opioid withdrawal syndrome (NOWS) is an expected and treatable outcome of prolonged use of opioids during pregnancy [see *Warnings and Precautions*(5.5)].

## 10 OVERDOSAGE

### *Clinical Presentation*

Acute overdose with methadone can be manifested by respiratory depression, somnolence progressing to stupor or coma, skeletal-muscle flaccidity, cold and clammy skin, constricted pupils, and, in some cases, pulmonary edema, bradycardia, hypotension, partial or complete airway obstruction, atypical snoring, and death. Marked mydriasis rather than miosis may be seen with hypoxia in overdose situations [see *Clinical Pharmacology* (12.2)]. In severe overdosage, particularly by the intravenous route, apnea, circulatory collapse, cardiac arrest, and death may occur.

### *Treatment of Overdose*

In case of overdose, priorities are the re-establishment of a patent and protected airway and institution of assisted or controlled ventilation, if needed. Employ other supportive measures (including oxygen, vasopressors) in the management of circulatory shock and pulmonary edema as indicated. Cardiac arrest or arrhythmias will require advanced life support techniques.

The opioid antagonists, naloxone and nalmefene, are specific antidotes to respiratory depression resulting from opioid overdose. For clinically significant respiratory or circulatory depression secondary to methadone overdose, administer an opioid antagonist. Opioid antagonists should not be administered in the absence of clinically significant respiratory or circulatory depression secondary to methadone overdose.

Because the duration of reversal would be expected to be less than the duration of action of methadone in DOLOPHINE Tablets, carefully monitor the patient until spontaneous respiration is reliably reestablished. If the response to opioid antagonists is suboptimal or not sustained, administer additional antagonist as directed in the product's prescribing information.

In an individual physically dependent on opioids, administration of the recommended usual dosage of the antagonist will precipitate an acute withdrawal syndrome. The severity of the withdrawal symptoms experienced will depend on the degree of physical dependence and the dose of the antagonist administered. If a decision is made to treat serious respiratory depression in the physically dependent patient, administration of the antagonist should be begun with care and by titration with smaller than usual doses of the antagonist.

## 11 DESCRIPTION

Methadone hydrochloride is chemically described as 6-(dimethylamino)-4,4-diphenyl-3-heptanone hydrochloride. Methadone hydrochloride USP is a white powder. Its molecular formula is  $C_{21}H_{27}NO \cdot HCl$  and it has a molecular weight of 345.91. Methadone hydrochloride has a melting point of 235°C, and a pKa of 8.25 in water at 20°C. Its octanol/water partition coefficient at pH 7.4 is 117. A solution (1:100) in water has a pH between 4.5 and 6.5.

It has the following structural formula:

DOLOPHINE Tablets are available for oral administration containing either 5 mg or 10 mg of methadone hydrochloride USP. Each tablet contains the following inactive ingredients: magnesium stearate, microcrystalline cellulose and pregelatinized starch.

## **12 CLINICAL PHARMACOLOGY**

### **12.1 Mechanism of Action**

Methadone hydrochloride is a mu-agonist; a synthetic opioid with multiple actions qualitatively similar to those of morphine, the most prominent of which involves the central nervous system and organs composed of smooth muscle. The principal therapeutic uses for methadone are for analgesia and for detoxification or maintenance in opioid addiction. The methadone withdrawal syndrome, although qualitatively similar to that of morphine, differs in that the onset is slower, the course is more prolonged, and the symptoms are less severe.

Some data also indicate that methadone acts as an antagonist at the N-methyl-D-aspartate (NMDA) receptor. The contribution of NMDA receptor antagonism to methadone's efficacy is unknown.

### **12.2 Pharmacodynamics**

#### *Effects on the Central Nervous System*

Methadone produces respiratory depression by direct action on brain stem respiratory centers. The respiratory depression involves a reduction in the responsiveness of the brain stem respiratory centers to both increases in carbon dioxide tension and electrical stimulation.

Methadone causes miosis, even in total darkness. Pinpoint pupils are a sign of opioid overdose but are not pathognomonic (e.g., pontine lesions of hemorrhagic or ischemic origins may produce similar findings). Marked mydriasis rather than miosis may be seen due to hypoxia in overdose situations.

Some NMDA receptor antagonists have been shown to produce neurotoxic effects in animals.

#### *Effects on the Gastrointestinal Tract and Other Smooth Muscle*

Methadone causes a reduction in motility associated with an increase in smooth muscle tone in the antrum of the stomach and duodenum. Digestion of food in the small intestine is delayed and propulsive contractions are decreased. Propulsive peristaltic waves in the colon are decreased, while tone is

increased to the point of spasm, resulting in constipation. Other opioid-induced effects may include a reduction in biliary and pancreatic secretions, spasm of sphincter of Oddi, and transient elevations in serum amylase.

#### *Effects on the Cardiovascular System*

Methadone produces peripheral vasodilation, which may result in orthostatic hypotension or syncope. Manifestations of histamine release and/or peripheral vasodilation may include pruritus, flushing, red eyes, sweating, and/or orthostatic hypotension.

#### *Effects on the Endocrine System*

Opioids inhibit the secretion of adrenocorticotrophic hormone (ACTH), cortisol, and luteinizing hormone (LH) in humans [see *Adverse Reactions (6)*]. They also stimulate prolactin, growth hormone (GH) secretion, and pancreatic secretion of insulin and glucagon.

Chronic use of opioids may influence the hypothalamic-pituitary-gonadal axis, leading to androgen deficiency that may manifest as low libido, impotence, erectile dysfunction, amenorrhea, or infertility. The causal role of opioids in the clinical syndrome of hypogonadism is unknown because the various medical, physical, lifestyle, and psychological stressors that may influence gonadal hormone levels have not been adequately controlled for in studies conducted to date [see *Adverse Reactions (6)*].

#### *Effects on the Immune System*

Opioids have been shown to have a variety of effects on components of the immune system in *in vitro* and animal models. The clinical significance of these findings is unknown. Overall, the effects of opioids appear to be modestly immunosuppressive.

#### *Concentration–Efficacy Relationships*

The minimum effective analgesic concentration will vary widely among patients, especially among patients who have been previously treated with potent agonist opioids. The minimum effective analgesic concentration of methadone for any individual patient may increase over time due to an increase in pain, the development of a new pain syndrome, and/or the development of analgesic tolerance [see *Dosage and Administration (2.2, 2.4)*].

#### *Concentration–Adverse Reaction Relationships*

There is a relationship between increasing methadone plasma concentration and increasing frequency of dose-related opioid adverse reactions such as nausea, vomiting, CNS effects, and respiratory depression. In opioid-tolerant patients, the situation may be altered by the development of tolerance to opioid-related adverse reactions [see *Dosage and Administration (2.2, 2.3, 2.4)*].

### **12.3 Pharmacokinetics**

#### *Absorption*

Following oral administration the bioavailability of methadone ranges between 36 to 100% and peak plasma concentrations are achieved between 1 to 7.5 hours. Dose proportionality of methadone pharmacokinetics is not known. However, after administration of daily oral doses ranging from 10 to 225 mg, the steady-state plasma concentrations ranged between 65 to 630 ng/mL and the peak concentrations ranged between 124 to 1,255 ng/mL. Effect of food on the bioavailability of methadone has not been evaluated.

#### *Distribution*

Methadone is a lipophilic drug and the steady-state volume of distribution ranges between 1.0 to 8.0 L/kg. In plasma, methadone is predominantly bound to  $\alpha$ 1-acid glycoprotein (85% to 90%). Methadone is secreted in saliva, breast milk, amniotic fluid and umbilical cord plasma.

#### *Elimination*

**Metabolism:** Methadone is primarily metabolized by N-demethylation to an inactive metabolite, 2-ethylidene-1,5-dimethyl-3,3-diphenylpyrrolidene (EDDP). Cytochrome P450 enzymes, primarily CYP3A4, CYP2B6, CYP2C19, CYP2C9 and CYP2D6, are responsible for conversion of methadone to EDDP and other inactive metabolites, which are excreted mainly in the urine. Methadone appears to be a substrate for P-glycoprotein but its pharmacokinetics do not appear to be significantly altered in case of P-glycoprotein polymorphism or inhibition.

**Excretion:** The elimination of methadone is mediated by extensive biotransformation, followed by renal and fecal excretion. Published reports indicate that after multiple dose administration the apparent plasma clearance of methadone ranged between 1.4 and 126 L/h, and the terminal half-life ( $T_{1/2}$ ) was highly variable and ranged between 8 to 59 hours in different studies. Methadone is a basic ( $pK_a=9.2$ ) compound and the pH of the urinary tract can alter its disposition in plasma. Also, since methadone is lipophilic, it has been known to persist in the liver and other tissues. The slow release from the liver and other tissues may prolong the duration of methadone action despite low plasma concentrations.

### *Drug Interaction Studies*

**Cytochrome P450 Interactions:** Methadone undergoes hepatic N-demethylation by cytochrome P450 (CYP) isoforms, principally CYP3A4, CYP2B6, CYP2C19, CYP2C9 and CYP2D6. Co-administration of methadone with CYP inducers may result in more rapid metabolism and potential for decreased effects of methadone, whereas administration with CYP inhibitors may reduce metabolism and potentiate methadone's effects. Although antiretroviral drugs such as efavirenz, nelfinavir, nevirapine, ritonavir, lopinavir+ritonavir combination are known to inhibit some CYPs, they are shown to reduce the plasma levels of methadone, possibly due to CYP induction activity [see *Drug Interactions (7)*].

**Cytochrome P450 Inducers:** The following drug interactions were reported following co-administration of methadone with known inducers of cytochrome P450 enzymes:

**Rifampin:** In patients well-stabilized on methadone, concomitant administration of rifampin resulted in a marked reduction in serum methadone levels and a concurrent appearance of withdrawal symptoms.

**Phenytoin:** In a pharmacokinetic study with patients on methadone maintenance therapy, phenytoin administration (250 mg twice daily initially for 1 day followed by 300 mg daily for 3 to 4 days) resulted in an approximately 50% reduction in methadone exposure and withdrawal symptoms occurred concurrently. Upon discontinuation of phenytoin, the incidence of withdrawal symptoms decreased and methadone exposure increased to a level comparable to that prior to phenytoin administration.

**St. John's Wort, Phenobarbital, Carbamazepine:** Administration of methadone with other CYP3A4 inducers may result in withdrawal symptoms.

### Cytochrome P450 Inhibitors:

**Voriconazole:** Voriconazole can inhibit the activity of CYP3A4, CYP2C9, and CYP2C19. Repeat dose administration of oral voriconazole (400 mg every 12 hours for 1 day, then 200 mg every 12 hours for 4 days) increased the peak plasma concentration ( $C_{max}$ ) and AUC of (R)-methadone by 31% and 47%, respectively, in subjects receiving a methadone maintenance dose (30 to 100 mg daily). The  $C_{max}$  and AUC of (S)-methadone increased by 65% and 103%, respectively. Increased plasma concentrations of methadone have been associated with toxicity including QT prolongation. Frequent monitoring for adverse events and toxicity related to methadone is recommended during co-administration. Dose reduction of methadone may be needed [see *Drug Interactions (7)*].

**Antiretroviral Drugs:** Although antiretroviral drugs such as efavirenz, nelfinavir, nevirapine, ritonavir, telaprevir, lopinavir+ritonavir combination are known to inhibit some CYPs, they are shown to reduce the plasma levels of methadone, possibly due to CYP induction activity.

Abacavir, Amprenavir, Darunavir+Ritonavir, Efavirenz, Nelfinavir, Nevirapine, Ritonavir, Telaprevir, Lopinavir+Ritonavir, Saquinavir+Ritonavir, Tipranavir+Ritonavir Combination:

Co-administration of these anti-retroviral agents resulted in increased clearance or decreased plasma levels of methadone [see Drug Interactions (7)].

Didanosine and Stavudine: Methadone decreased the AUC and peak levels for didanosine and stavudine, with a more significant decrease for didanosine. Methadone disposition was not substantially altered [see Drug Interactions (7)].

Zidovudine: Methadone increased the AUC of zidovudine which could result in toxic effects [see Drug Interactions (7)].

## 13 NONCLINICAL TOXICOLOGY

### 13.1 Carcinogenesis, Mutagenesis, Impairment of Fertility

#### *Carcinogenesis*

The results of carcinogenicity assessment in B6C2F1 mice and Fischer 344 rats following dietary administration of two doses of methadone HCl have been published. Mice consumed 15 mg/kg/day or 60 mg/kg/day methadone for two years. These doses were approximately 0.6 and 2.5 times a human daily oral dose of 120 mg/day on a body surface area basis (HDD). There was a significant increase in pituitary adenomas in female mice treated with 15 mg/kg/day but not with 60 mg/kg/day. Under the conditions of the assay, there was no clear evidence for a treatment-related increase in the incidence of neoplasms in male rats. Due to decreased food consumption in males at the high dose, male rats consumed 16 mg/kg/day and 28 mg/kg/day of methadone for two years. These doses were approximately 1.3 and 2.3 times the HDD. In contrast, female rats consumed 46 mg/kg/day or 88 mg/kg/day for two years. These doses were approximately 3.7 and 7.1 times the HDD. Under the conditions of the assay, there was no clear evidence for a treatment-related increase in the incidence of neoplasms in either male or female rats.

#### *Mutagenesis*

There are several published reports on the potential genetic toxicity of methadone. Methadone tested positive in the *in vivo* mouse dominant lethal assay and the *in vivo* mammalian spermatogonial chromosome aberration test. Additionally, methadone tested positive in the *E. coli* DNA repair system and *Neurospora crassa* and mouse lymphoma forward mutation assays. In contrast, methadone tested negative in tests for chromosome breakage and disjunction and sex-linked recessive lethal gene mutations in germ cells of *Drosophila* using feeding and injection procedures.

#### *Impairment of Fertility*

Published animal studies show that methadone treatment of males can alter reproductive function. Methadone produces decreased sexual activity (mating) of male rats at 10 mg/kg/day (corresponding to 0.3 times the human daily oral dose of 120 mg/day based on body surface area). Methadone also produces a significant regression of sex accessory organs and testes of male mice and rats at 0.2 and 0.8 times the HDD, respectively. Methadone treatment of pregnant rats from Gestation Day 14 to 19 reduced fetal blood testosterone and androstenedione in males. Decreased serum levels of testosterone were observed in male rats that were treated with methadone (1.3 to 3.3 mg/kg/day for 14 days, corresponding to 0.1 to 0.3 times the HDD) or 10 to 15 mg/kg/day for 10 days (0.8 to 1.2 times the HDD).

## 16 HOW SUPPLIED/STORAGE AND HANDLING

### **DOLOPHINE (methadone hydrochloride USP) Tablets**

**5 mg tablets are round, white biconvex tablets debossed with tablet identifier 54 162 on one side**



**and scored on the other side.**

NDC 0054-4218-25: Bottle of 100 Tablets

**The 10 mg tablets are round, white biconvex tablets debossed with tablet identifier 54 549 on one side and scored on the other side.**

NDC 0054-4219-25: Bottle of 100 Tablets

Store at 20° to 25°C (68° to 77°F), with excursions permitted between 15° to 30°C (59° to 86°F). [See USP Controlled Room Temperature.]

## **17 PATIENT COUNSELING INFORMATION**

### **Advise the patient to read the FDA-approved patient labeling (Medication Guide)**

#### *Addiction, Abuse, and Misuse*

Inform patients that the use of DOLOPHINE Tablets, even when taken as recommended, can result in addiction, abuse, and misuse, which can lead to overdose or death [see *Warnings and Precautions (5.1)*]. Instruct patients not to share DOLOPHINE Tablets with others and to take steps to protect DOLOPHINE Tablets from theft or misuse.

#### *Life-Threatening Respiratory Depression*

Inform patients of the risk of life-threatening respiratory depression, including information that the risk is greatest when starting DOLOPHINE Tablets or when the dosage is increased, and that it can occur even at recommended dosages [see *Warnings and Precautions (5.3)*]. Advise patients how to recognize respiratory depression and to seek medical attention if breathing difficulties develop.

#### *Accidental Ingestion*

Inform patients that accidental ingestion, especially by children, may result in respiratory depression or death [see *Warnings and Precautions (5.3)*]. Instruct patients to take steps to store DOLOPHINE Tablets securely and to dispose of unused DOLOPHINE Tablets by flushing the tablets down the toilet.

#### *Symptoms of Arrhythmia*

Instruct patients to seek medical attention immediately if they experience symptoms suggestive of an arrhythmia (such as palpitations, near syncope, or syncope) when taking methadone [see *Warnings and Precautions (5.4)*].

#### *Interactions with Benzodiazepines and Other CNS Depressants*

Inform patients and caregivers that potentially fatal additive effects may occur if DOLOPHINE Tablets are used with benzodiazepines or other CNS depressants, including alcohol, and not to use these concomitantly unless supervised by a health care provider [see *Warnings and Precautions (5.7), Drug Interactions (7)*].

#### *Serotonin Syndrome*

Inform patients that opioids could cause a rare but potentially life-threatening condition resulting from concomitant administration of serotonergic drugs. Warn patients of the symptoms of serotonin syndrome and to seek medical attention right away if symptoms develop. Instruct patients to inform their physicians if they are taking, or plan to take serotonergic medications [see *Warnings and Precautions (5.9), Drug Interactions (7)*].

#### *MAOI Interaction*

Inform patients to avoid taking DOLOPHINE while using any drugs that inhibit monoamine oxidase. Patients should not start MAOIs while taking DOLOPHINE [see *Warnings and Precautions (5.9), Drug Interactions (7)*].

### *Adrenal Insufficiency*

Inform patients that opioids could cause adrenal insufficiency, a potentially life-threatening condition. Adrenal insufficiency may present with non-specific symptoms and signs such as nausea, vomiting, anorexia, fatigue, weakness, dizziness, and low blood pressure. Advise patients to seek medical attention if they experience a constellation of these symptoms [see *Warnings and Precautions (5.10)*].

### *Important Administration Instructions*

Instruct patients how to properly take DOLOPHINE Tablets, including the following:

- Use DOLOPHINE Tablets exactly as prescribed to reduce the risk of life-threatening adverse reactions (e.g., respiratory depression) [see *Dosage and Administration (2)*, *Warnings and Precautions (5.3)*].
- Do not discontinue DOLOPHINE Tablets without first discussing the need for a tapering regimen with the prescriber [see *Warnings and Precautions (5.15)*].

### *Hypotension*

Inform patients that DOLOPHINE Tablets may cause orthostatic hypotension and syncope. Instruct patients how to recognize symptoms of low blood pressure and how to reduce the risk of serious consequences should hypotension occur (e.g., sit or lie down, carefully rise from a sitting or lying position) [see *Warnings and Precautions (5.11)*].

### *Anaphylaxis*

Inform patients that anaphylaxis has been reported with ingredients contained in DOLOPHINE Tablets. Advise patients how to recognize such a reaction and when to seek medical attention [see *Contraindications (4)*, *Adverse Reactions (6)*].

### *Pregnancy*

Neonatal Opioid Withdrawal Syndrome: Advise women that if they are pregnant while being treated with DOLOPHINE Tablets, the baby may have signs of withdrawal at birth and that withdrawal is treatable [see *Warnings and Precautions (5.5)*, *Specific Populations (8.1)*].

Embryo-Fetal Toxicity: Inform female patients of reproductive potential that DOLOPHINE Tablets can cause fetal harm and to inform their healthcare provider of a known or suspected pregnancy [see *Use in Specific Populations (8.1)*].

### *Lactation*

Instruct nursing mothers using DOLOPHINE Tablets to watch for signs of methadone toxicity in their infants, which include increased sleepiness (more than usual), difficulty breastfeeding, breathing difficulties, or limpness. Instruct nursing mothers to talk to the baby's healthcare provider immediately if they notice these signs. If they cannot reach the healthcare provider right away, instruct them to take the baby to the emergency room or call 911 (or local emergency services) [see *Use in Specific Populations (8.2)*].

### *Infertility*

Inform patients that chronic use of opioids may cause reduced fertility. It is not known whether these effects on fertility are reversible [see *Use in Specific Populations (8.3)*].

### *Driving or Operating Heavy Machinery*

Inform patients that DOLOPHINE Tablets may impair the ability to perform potentially hazardous activities such as driving a car or operating heavy machinery. Advise patients not to perform such tasks until they know how they will react to the medication [see *Warnings and Precautions (5.16)*].

### *Constipation*

Advise patients of the potential for severe constipation, including management instructions and when to

seek medical attention [see Adverse Reactions (6), Clinical Pharmacology (12.2)].

### Disposal of Unused DOLOPHINE

Advise patients to flush the unused tablets down the toilet when DOLOPHINE Tablets are no longer needed.

Distr. by: **West-Ward**

**Pharmaceuticals Corp.**

Eatontown, NJ 07724

**4077444//11**

**Revised September 2018**

### Medication Guide

**DOLOPHINE®**  
**(DOL-o-feen)**  
**(methadone hydrochloride USP) Tablets CII**  
**Rx only**

#### **DOLOPHINE Tablets are:**

- A strong prescription pain medicine that contains an opioid (narcotic) that is used to manage pain severe enough to require daily around-the-clock, long-term treatment with an opioid, when other pain treatments such as non-opioid pain medicines or immediate-release opioid medicines do not treat your pain well enough or you cannot tolerate them.
- A long-acting opioid pain medicine that can put you at risk for overdose and death. Even if you take your dose correctly as prescribed you are at risk for opioid addiction, abuse, and misuse than can lead to death.
- Not for use to treat pain that is not around-the-clock.
- Also used to manage drug addiction.

#### **Important information about DOLOPHINE Tablets:**

- **Get emergency help right away if you take too much DOLOPHINE Tablets (overdose).** When you first start taking DOLOPHINE Tablets, when your dose is changed, or if you take too much (overdose), serious or life-threatening breathing problems that can lead to death may occur.
- Taking DOLOPHINE Tablets with other opioid medicines, benzodiazepines, alcohol, or other central nervous system depressants (including street drugs) can cause severe drowsiness, decreased awareness, breathing problems, coma, and death.
- Never give anyone your DOLOPHINE Tablets. They could die from taking it. Store DOLOPHINE Tablets away from children and in a safe place to prevent stealing or abuse. Selling or giving away DOLOPHINE Tablets is against the law.

#### **Do not take DOLOPHINE Tablets if you have:**

- Severe asthma, trouble breathing, or other lung problems.
- A bowel blockage or have narrowing of the stomach or intestines.

**Before taking DOLOPHINE Tablets, tell your healthcare provider if you have a history of:**

- head injury, seizures
- liver, kidney, thyroid problems
- problems urinating
- heart rhythm problems (Long QT syndrome)
- pancreas or gallbladder problems
- abuse of street or prescription drugs, alcohol addiction, or mental health problems

**Tell your healthcare provider if you are:**

- **Pregnant or plan to become pregnant.** If you take DOLOPHINE Tablets while pregnant, your baby may have symptoms of opioid withdrawal or respiratory depression at birth. Talk to your doctor if you are pregnant or plan to become pregnant.
- **Breastfeeding.** Methadone passes into breast milk and may harm your baby.
- Taking prescription or over-the-counter medicines, vitamins, or herbal supplements. Taking DOLOPHINE Tablets with certain other medicines may cause serious side effects.

**When taking DOLOPHINE Tablets:**

- Do not change your dose. Take DOLOPHINE Tablets exactly as prescribed by your healthcare provider. Use the lowest dose possible for the shortest time needed.
- Do not take more than your prescribed dose in 24 hours. If you take DOLOPHINE Tablets for pain and miss a dose, take DOLOPHINE Tablets as soon as possible and then take your next dose 8 or 12 hours later as directed by your healthcare provider. If it is almost time for your next dose, skip the missed dose and go back to your regular dosing schedule.
- If you take DOLOPHINE Tablets for opioid addiction and miss a dose, take your next dose the following day as scheduled. Do not take extra doses. Taking more than the prescribed dose may cause you to overdose because DOLOPHINE Tablets build up in your body over time.
- Do not crush, dissolve, snort or inject DOLOPHINE Tablets because this may cause you to overdose and die.
- **Call your healthcare provider if the dose you are taking does not control your pain.**
- **Do not stop taking DOLOPHINE Tablets without talking to your healthcare provider.**
- After you stop taking DOLOPHINE Tablets, flush any unused tablets down the toilet.

**While taking DOLOPHINE Tablets DO NOT:**

- Drive or operate heavy machinery, until you know how DOLOPHINE Tablets affect you. DOLOPHINE Tablets can make you sleepy, dizzy, or lightheaded.
- Drink alcohol or use prescription or over-the-counter medicines that contain alcohol. Using products containing alcohol during treatment with DOLOPHINE Tablets may cause you to overdose and die.

**The possible side effects of DOLOPHINE Tablets are:**

- Constipation, nausea, sleepiness, vomiting, tiredness, headache, dizziness, abdominal pain. Call your healthcare provider if you have any of these symptoms and they are severe.

**Get emergency medical help if you have:**

- Trouble breathing, shortness of breath, fast heartbeat, chest pain, swelling of your face, tongue or throat, extreme drowsiness, light-headedness when changing positions, feeling faint, agitation, high body temperature, trouble walking, stiff muscles, or mental changes such as confusion.



These are not all the possible side effects of DOLOPHINE Tablets. Call your doctor for medical advice about side effects. You may report side effects to FDA at 1-800-FDA-1088. **For more information go to [dailymed.nlm.nih.gov](http://dailymed.nlm.nih.gov).**

Distr. by: **West-Ward Pharmaceuticals Corp.**  
 Eatontown, NJ 07724  
 For more information, please call 1-800-962-8364.

This Medication Guide has been approved by the U.S. Food and Drug Administration.

**4077444//11**  
**Revised September 2018**

**PACKAGE/LABEL PRINCIPAL DISPLAY PANEL**

<p>Each tablet contains 5 mg methadone hydrochloride USP.</p> <p><b>USUAL DOSAGE:</b> See Package Insert for Complete Prescribing Information.</p> <p>Dispense in a tight, light-resistant, child-resistant container as defined in the USP/NF.</p> <p>Store at 20° to 25°C (68° to 77°F), with excursions permitted between 15° to 30°C (59° to 86°F). [See USP Controlled Room Temperature.]</p> <p>Distr. by: <b>West-Ward Pharmaceuticals Corp.</b>        Eatontown, NJ 07724</p>	<p>NDC 0054-4218-25      100 Tablets</p> <p><b>5 mg</b></p> <p><b>DOLOPHINE®</b> </p> <p><b>(methadone hydrochloride USP)</b></p> <p><b>Tablets</b></p> <div style="border: 1px solid black; padding: 5px; width: fit-content; margin: 0 auto;"> <p>PHARMACIST: Dispense with attached Medication Guide.</p> </div> <p><b>Rx only</b></p> <p> <b>WEST-WARD</b>  <small>A HIKMA COMPANY</small></p>	<p>3 N</p>  <p>0054-4218-25</p> <p>2</p>
--	--	--

4121896 / 06

**PACKAGE/LABEL PRINCIPAL DISPLAY PANEL**

Each tablet contains 10 mg methadone hydrochloride USP.

**USUAL DOSAGE:** See Package Insert for Complete Prescribing Information.

Dispense in a tight, light-resistant, child-resistant container as defined in the USP/NF.

Store at 20° to 25°C (68° to 77°F), with excursions permitted between 15° to 30°C (59° to 86°F). [See USP Controlled Room Temperature.]

Distr. by: **West-Ward Pharmaceuticals Corp.**  
Eatontown, NJ 07724

NDC 0054-4219-25

100 Tablets


**10 mg**

**DOLOPHINE®**   
**(methadone hydrochloride USP)**  
**Tablets**

**PHARMACIST:** Dispense with attached Medication Guide.

**Rx only**

 **WEST-WARD**  
A HIKMA COMPANY



41218951/06

## DOLOPHINE

methadone hydrochloride tablet

### Product Information

<b>Product Type</b>	HUMAN PRESCRIPTION DRUG	<b>Item Code (Source)</b>	NDC:0054-4218
<b>Route of Administration</b>	ORAL	<b>DEA Schedule</b>	CII

### Active Ingredient/Active Moiety

Ingredient Name	Basis of Strength	Strength
<b>METHADONE HYDROCHLORIDE</b> (UNII: 229809935B) (METHADONE - UNII:UC6VBE7V1Z)	METHADONE HYDROCHLORIDE	5 mg

### Inactive Ingredients

Ingredient Name	Strength
<b>MAGNESIUM STEARATE</b> (UNII: 70097M6I30)	
<b>MICROCRYSTALLINE CELLULOSE</b> (UNII: OP1R32D61U)	
<b>STARCH, CORN</b> (UNII: O8232NY3SJ)	

### Product Characteristics

<b>Color</b>	WHITE	<b>Score</b>	2 pieces
<b>Shape</b>	ROUND	<b>Size</b>	6mm
<b>Flavor</b>		<b>Imprint Code</b>	54;162
<b>Contains</b>			

### Packaging

#	Item Code	Package Description	Marketing Start Date	Marketing End Date
1	NDC:0054-4218-25	100 in 1 BOTTLE, PLASTIC; Type 0: Not a Combination Product	08/13/1947	

## Marketing Information

Marketing Category	Application Number or Monograph Citation	Marketing Start Date	Marketing End Date
NDA	NDA006134	08/13/1947	

## DOLOPHINE

methadone hydrochloride tablet

### Product Information

Product Type	HUMAN PRESCRIPTION DRUG	Item Code (Source)	NDC:0054-4219
Route of Administration	ORAL	DEA Schedule	CII

### Active Ingredient/Active Moiety

Ingredient Name	Basis of Strength	Strength
METHADONE HYDROCHLORIDE (UNII: 229809935B) (METHADONE - UNII:UC6VBE7V1Z)	METHADONE HYDROCHLORIDE	10 mg

### Inactive Ingredients

Ingredient Name	Strength
MAGNESIUM STEARATE (UNII: 70097M6I30)	
MICROCRYSTALLINE CELLULOSE (UNII: OP1R32D61U)	
STARCH, CORN (UNII: O8232NY3SJ)	

### Product Characteristics

Color	WHITE	Score	2 pieces
Shape	ROUND	Size	9mm
Flavor		Imprint Code	54;549
Contains			

### Packaging

#	Item Code	Package Description	Marketing Start Date	Marketing End Date
1	NDC:0054-4219-25	100 in 1 BOTTLE, PLASTIC; Type 0: Not a Combination Product	08/13/1947	

## Marketing Information

Marketing Category	Application Number or Monograph Citation	Marketing Start Date	Marketing End Date
NDA	NDA006134	08/13/1947	

**Labeler** - West-Ward Pharmaceuticals Corp. (080189610)

**Establishment**

Name	Address	ID/FEI	Business Operations
West-Ward Columbus Inc.		058839929	MANUFACTURE(0054-4218, 0054-4219)

Revised: 9/2018

West-Ward Pharmaceuticals Corp.