

DEFLAZACORT - deflazacort tablet

Aurobindo Pharma Limited

HIGHLIGHTS OF PRESCRIBING INFORMATION

These highlights do not include all the information needed to use DEFLAZACORT TABLETS safely and effectively. See full prescribing information for DEFLAZACORT TABLETS.

DEFLAZACORT tablets, for oral use

Initial U.S. Approval: 2017

INDICATIONS AND USAGE

Deflazacort is a corticosteroid indicated for the treatment of Duchenne muscular dystrophy (DMD) in patients 5 years of age and older (1)

DOSAGE AND ADMINISTRATION

- The recommended once-daily dosage is approximately 0.9 mg/kg/day administered orally (2.2)
- Discontinue gradually when administered for more than a few days (2.3)

DOSAGE FORMS AND STRENGTHS

- Tablets: 6 mg, 18 mg, 30 mg, and 36 mg (3)

CONTRAINDICATIONS

Hypersensitivity to deflazacort or any of the inactive ingredients in deflazacort tablets (4)

WARNINGS AND PRECAUTIONS

- *Alterations in Endocrine Function:* Hypothalamic-pituitary-adrenal axis suppression, Cushing's syndrome, and hyperglycemia can occur; Monitor patients for these conditions with chronic use of deflazacort (2.3, 5.1)
- *Immunosuppression and Increased Risk of Infection:* Increased risk of new, exacerbation, dissemination, or reactivation of latent infections, which can be severe and at times fatal; Signs and symptoms of infection may be masked (5.2)
- *Alterations in Cardiovascular/Renal Function:* Monitor for elevated blood pressure and sodium, and for decreased potassium levels (5.3)
- *Gastrointestinal Perforation:* Increased risk in patients with certain GI disorders; Signs and symptoms may be masked (5.4)
- *Behavioral and Mood Disturbances:* May include euphoria, insomnia, mood swings, personality changes, severe depression, and psychosis (5.5)
- *Effects on Bones:* Monitor for decreases in bone mineral density with chronic use of deflazacort (5.6)
- *Ophthalmic Effects:* May include cataracts, infections, and glaucoma; Monitor intraocular pressure if deflazacort is continued for more than 6 weeks (5.7)
- *Vaccination:* Do not administer live or live attenuated vaccines to patients receiving immunosuppressive doses of corticosteroids. Administer live-attenuated or live vaccines at least 4 to 6 weeks prior to starting deflazacort (5.8)
- *Serious Skin Rashes:* Discontinue at the first sign of rash, unless the rash is clearly not drug related (5.9)

ADVERSE REACTIONS

The most common adverse reactions ($\geq 10\%$ for deflazacort and greater than placebo) are Cushingoid appearance, weight increased, increased appetite, upper respiratory tract infection, cough, pollakiuria, hirsutism, central obesity, and nasopharyngitis (6.1)

To report SUSPECTED ADVERSE REACTIONS, contact Aurobindo Pharma USA, Inc. at 1-866-850-2876 or FDA at 1-800-FDA-1088 or www.fda.gov/medwatch.

DRUG INTERACTIONS

- Moderate or strong CYP3A4 inhibitors: Give one third of the recommended dosage of deflazacort (7.1)
- Avoid use of moderate or strong CYP3A4 inducers with deflazacort, as they may reduce efficacy (7.1)

Additional pediatric use information is approved for PTC Therapeutics, Inc.'s EmflazaTM (deflazacort) tablets. However, due to PTC Therapeutics, Inc.'s marketing exclusivity rights, this drug product is not labeled with that information.

See 17 for PATIENT COUNSELING INFORMATION.

Revised: 2/2023

FULL PRESCRIBING INFORMATION: CONTENTS*

1 INDICATIONS AND USAGE

2 DOSAGE AND ADMINISTRATION

- 2.1 Assessments Prior to First Dose of Deflazacort Tablets
- 2.2 Dosing Information
- 2.3 Discontinuation
- 2.4 Important Preparation and Administration Instructions
- 2.5 Dosage Modification for Use with CYP3A4 Inhibitors and Inducers

3 DOSAGE FORMS AND STRENGTHS

4 CONTRAINDICATIONS

5 WARNINGS AND PRECAUTIONS

- 5.1 Alterations in Endocrine Function
- 5.2 Immunosuppression and Increased Risk of Infection
- 5.3 Alterations in Cardiovascular/Renal Function
- 5.4 Gastrointestinal Perforation
- 5.5 Behavioral and Mood Disturbances
- 5.6 Effects on Bones
- 5.7 Ophthalmic Effects
- 5.8 Immunizations
- 5.9 Serious Skin Rashes
- 5.10 Effects on Growth and Development
- 5.11 Myopathy
- 5.12 Kaposi's Sarcoma
- 5.14 Thromboembolic Events
- 5.15 Anaphylaxis

6 ADVERSE REACTIONS

- 6.1 Clinical Trials Experience
- 6.2 Postmarketing Experience

7 DRUG INTERACTIONS

- 7.1 CYP3A4 Inhibitors and Inducers
- 7.2 Neuromuscular Blockers

8 USE IN SPECIFIC POPULATIONS

- 8.1 Pregnancy
- 8.2 Lactation
- 8.4 Pediatric Use
- 8.5 Geriatric Use
- 8.6 Renal Impairment
- 8.7 Hepatic Impairment

10 OVERDOSAGE

11 DESCRIPTION

12 CLINICAL PHARMACOLOGY

- 12.1 Mechanism of Action
- 12.3 Pharmacokinetics

13 NONCLINICAL TOXICOLOGY

- 13.1 Carcinogenesis, Mutagenesis, Impairment of Fertility

14 CLINICAL STUDIES

16 HOW SUPPLIED/STORAGE AND HANDLING

16.1 How Supplied

16.2 Storage and Handling

17 PATIENT COUNSELING INFORMATION

* Sections or subsections omitted from the full prescribing information are not listed.

FULL PRESCRIBING INFORMATION

1 INDICATIONS AND USAGE

Deflazacort tablets are indicated for the treatment of Duchenne muscular dystrophy (DMD) in patients 5 years of age and older.

Additional pediatric use information is approved for PTC Therapeutics, Inc.'s Emflaza™ (deflazacort) tablets. However, due to PTC Therapeutics, Inc.'s marketing exclusivity rights, this drug product is not labeled with that information.

2 DOSAGE AND ADMINISTRATION

2.1 Assessments Prior to First Dose of Deflazacort Tablets

Administer all immunizations according to immunization guidelines prior to starting deflazacort tablets. Administer live-attenuated or live vaccines at least 4 to 6 weeks prior to starting deflazacort tablets [see *Warnings and Precautions* (5.8)].

2.2 Dosing Information

The recommended oral dosage of deflazacort tablets are approximately 0.9 mg/kg/day once daily. If tablets are used, round up to the nearest possible dose. Any combination of the four deflazacort tablet strengths can be used to achieve this dose.

2.3 Discontinuation

Dosage of deflazacort tablets must be decreased gradually if the drug has been administered for more than a few days [see *Warnings and Precautions* (5.1)].

2.4 Important Preparation and Administration Instructions

Deflazacort tablets can be taken with or without food. Do not administer deflazacort tablets with grapefruit juice [see *Drug Interactions* (7.1)].

Deflazacort tablets can be administered whole or crushed and taken immediately after mixing with applesauce.

2.5 Dosage Modification for Use with CYP3A4 Inhibitors and Inducers

CYP3A4 Inhibitors

Give one third of the recommended dosage when deflazacort tablets are administered with moderate or strong CYP3A4 inhibitors. For example, a 36 mg per day dose would be reduced to a 12 mg per day dose when used with moderate or strong CYP3A4 inhibitors [see *Drug Interactions (7.1) and Clinical Pharmacology (12.3)*].

CYP3A4 Inducers

Avoid use with moderate or strong CYP3A4 inducers with deflazacort tablets [see *Drug Interactions (7.1) and Clinical Pharmacology (12.3)*].

3 DOSAGE FORMS AND STRENGTHS

- 6 mg: White to off-white, uncoated round shaped biconvex tablets, debossed with “DL6” on one side and plain on other side.
- 18 mg: White to off-white, uncoated round shaped biconvex tablets, debossed with “DL18” on one side and plain on other side.
- 30 mg: White to off-white, uncoated oval shaped biconvex tablets, debossed with “DL30” on one side and plain on other side.
- 36 mg: White to off-white, uncoated oval shaped biconvex tablets, debossed with “DL36” on one side and plain on other side.

4 CONTRAINDICATIONS

Deflazacort tablets are contraindicated in patients with known hypersensitivity to deflazacort or to any of the inactive ingredients. Instances of hypersensitivity, including anaphylaxis, have occurred in patients receiving corticosteroid therapy [see *Warnings and Precautions (5.15) and Adverse Reactions (6.2)*].

5 WARNINGS AND PRECAUTIONS

5.1 Alterations in Endocrine Function

Corticosteroids, such as deflazacort, can cause serious and life-threatening alterations in endocrine function, especially with chronic use. Monitor patients receiving deflazacort for Cushing’s syndrome, hyperglycemia, and adrenal insufficiency after deflazacort withdrawal. In addition, patients with hypopituitarism, primary adrenal insufficiency or congenital adrenal hyperplasia, altered thyroid function, or pheochromocytoma may be at increased risk for adverse endocrine events.

Risk of Adrenal Insufficiency Following Corticosteroid Withdrawal

Corticosteroids produce reversible hypothalamic-pituitary-adrenal (HPA) axis suppression, with the potential for the development of secondary adrenal insufficiency

after withdrawal of corticosteroid treatment. Acute adrenal insufficiency can occur if corticosteroids are withdrawn abruptly, and can be fatal. The degree and duration of adrenocortical insufficiency produced is variable among patients and depends on the dose, frequency, and duration of corticosteroid therapy. The risk is reduced by gradually tapering the corticosteroid dose when withdrawing treatment. This insufficiency may persist, however, for months after discontinuation of prolonged therapy; therefore, in any situation of stress occurring during that period of discontinuation, corticosteroid therapy should be reinstituted. For patients already taking corticosteroids during times of stress, the dosage may need to be increased.

A steroid “withdrawal syndrome”, seemingly unrelated to adrenocortical insufficiency, may also occur following abrupt discontinuance of corticosteroids. This syndrome includes symptoms such as anorexia, nausea, vomiting, lethargy, headache, fever, joint pain, desquamation, myalgia, and/or weight loss. These effects are thought to be due to the sudden change in corticosteroid concentration rather than to low corticosteroid levels.

Cushing’s Syndrome

Cushing’s syndrome (hypercortisolism) occurs with prolonged exposure to exogenous corticosteroids, including deflazacort. Symptoms include hypertension, truncal obesity and thinning of the limbs, purple striae, facial rounding, facial plethora, muscle weakness, easy and frequent bruising with thin fragile skin, posterior neck fat deposition, osteopenia, acne, amenorrhea, hirsutism and psychiatric abnormalities.

Hyperglycemia

Corticosteroids can increase blood glucose, worsen pre-existing diabetes, predispose those on long-term therapy to diabetes mellitus, and may reduce the effect of anti-diabetic drugs.

Monitor blood glucose at regular intervals. For patients with hyperglycemia, anti-diabetic treatment should be initiated or adjusted accordingly.

Considerations for Use in Patients with Altered Thyroid Function

Metabolic clearance of corticosteroids is decreased in hypothyroid patients and increased in hyperthyroid patients. Changes in thyroid status of the patient may necessitate a dose adjustment of the corticosteroid. When concomitant administration of corticosteroids and levothyroxine is required, administration of corticosteroid should precede the initiation of levothyroxine therapy to reduce the risk of adrenal crisis.

Pheochromocytoma Crisis

There have been reports of pheochromocytoma crisis, which can be fatal, after

administration of systemic corticosteroids. In patients with suspected or identified pheochromocytoma, consider the risk of pheochromocytoma crisis prior to administering corticosteroids.

5.2 Immunosuppression and Increased Risk of Infection

Corticosteroids, including deflazacort, suppress the immune system and increase the risk of infection with any pathogen, including viral, bacterial, fungal, protozoan, or helminthic.

Corticosteroids reduce resistance to new infections, exacerbate existing infections, increase the risk of disseminated infections, increase the risk of reactivation or exacerbation of latent infections, and mask some signs of infection. These infections can be severe, and at times fatal. The degree to which the dose, route, and duration of corticosteroid administration correlates with the specific risks of infection is not well characterized; however, the rate of occurrence of infectious complications increases with increasing doses of corticosteroids.

Monitor for the development of infection and consider withdrawal of corticosteroids or reduction of the dose of corticosteroids as needed.

Varicella Zoster and Measles Viral Infections

Chickenpox caused by Varicella Zoster virus and measles can have a serious or even fatal course in non-immune children or adults on corticosteroids, including deflazacort. In children or adults who have not had these diseases, particular care should be taken to avoid exposure. If a patient is exposed to chickenpox, prophylaxis with varicella zoster immune globulin (VZIG) may be indicated. If a patient is exposed to measles, prophylaxis with immunoglobulin (IG) may be indicated. If chickenpox develops, treatment with antiviral agents may be considered.

Hepatitis B Virus Reactivation

Hepatitis B virus reactivation can occur in patients who are hepatitis B carriers undergoing treatment with immunosuppressive drugs including corticosteroids. Reactivation can also occur in patients who appear to have resolved hepatitis B infection.

Fungal Infections

Corticosteroids may exacerbate systemic fungal infections and therefore should not be used in the presence of such infections. For patients on corticosteroids who develop systemic fungal infections, withdrawal of corticosteroids or reduction of the dose of corticosteroids is recommended.

Amebiasis

Corticosteroids may activate latent amebiasis. Therefore, it is recommended that latent amebiasis or active amebiasis be ruled out before initiating corticosteroid therapy in any patient who has spent time in the tropics, or any patient with unexplained diarrhea.

Strongyloides Infestation

In patients with known or suspected Strongyloides (threadworm) infestation, corticosteroid-induced immunosuppression may lead to Strongyloides hyperinfection and dissemination with widespread larval migration, often accompanied by severe enterocolitis and potentially fatal gram-negative septicemia. For patients on corticosteroids who develop known or suspected Strongyloides (threadworm) infestation, withdrawal of corticosteroids or reduction of the dose of corticosteroids is recommended.

5.3 Alterations in Cardiovascular/Renal Function

Corticosteroids, including deflazacort, can cause elevation of blood pressure, salt, and water retention, and increased excretion of potassium and calcium. Monitor blood pressure and assess for signs and symptoms of volume overload. Monitor serum potassium levels. Dietary salt restriction and potassium supplementation may be necessary. Deflazacort should be used with caution in patients with congestive heart failure, hypertension, or renal insufficiency.

Literature reports suggest an association between use of corticosteroids and left ventricular free wall rupture after a recent myocardial infarction; therefore, therapy with deflazacort should be used with great caution in these patients.

5.4 Gastrointestinal Perforation

There is an increased risk of gastrointestinal perforation during corticosteroid use in patients with certain gastrointestinal disorders such as active or latent peptic ulcers, diverticulitis, fresh intestinal anastomoses, and non-specific ulcerative colitis. Signs of gastrointestinal perforation, such as peritoneal irritation, may be masked in patients receiving corticosteroids.

Avoid corticosteroids if there is a probability of impending perforation, abscess, or other pyogenic infections; diverticulitis; fresh intestinal anastomoses; or active or latent peptic ulcer.

5.5 Behavioral and Mood Disturbances

Potentially severe psychiatric adverse reactions may occur with systemic corticosteroids, including deflazacort. Symptoms typically emerge within a few days or weeks of starting treatment and may be dose-related. These reactions may improve after either dose reduction or withdrawal, although pharmacologic treatment may be necessary. Psychiatric adverse reactions usually involve hypomanic or manic symptoms (e.g., euphoria, insomnia, mood swings) during treatment and depressive episodes after discontinuation of treatment. Inform patients or caregivers of the potential for behavioral and mood changes and encourage them to seek medical attention if

psychiatric symptoms develop, especially if depressed mood or suicidal ideation is suspected.

5.6 Effects on Bones

Decreased Bone Mineral Density

Corticosteroids, including deflazacort, decrease bone formation and increase bone resorption both through their effect on calcium regulation (i.e., decreasing absorption and increasing excretion) and inhibition of osteoblast function. This, together with a decrease in the protein matrix of the bone secondary to an increase in protein catabolism and reduced sex hormone production, may lead to inhibition of bone growth in pediatric patients and the development of bone loss at any age. Bone loss can predispose patients to vertebral and long bone fractures. Consider a patient's risk of osteoporosis before initiating corticosteroid therapy.

Monitor bone mineral density in patients on long-term treatment with deflazacort.

Avascular Necrosis

Corticosteroids, including deflazacort, may cause avascular necrosis.

5.7 Ophthalmic Effects

Use of corticosteroids, including deflazacort, may produce posterior subcapsular cataracts. Corticosteroids may also cause glaucoma with possible damage to the optic nerves, and may increase the risk of secondary ocular infections caused by bacteria, fungi, or viruses.

Corticosteroids are not recommended for patients with active ocular herpes simplex.

Intraocular pressure may become elevated in some patients taking corticosteroids. If treatment with deflazacort is continued for more than 6 weeks, monitor intraocular pressure.

5.8 Immunizations

Administer all immunizations according to immunization guidelines prior to starting deflazacort. Administer live-attenuated or live vaccines at least 4 to 6 weeks prior to starting deflazacort. Patients on deflazacort may receive concurrent vaccinations, except for live-attenuated or live vaccines.

5.9 Serious Skin Rashes

Toxic epidermal necrolysis has been reported with the use of deflazacort with symptoms beginning within 8 weeks of starting treatment. Discontinue at the first sign of rash, unless the rash is clearly not drug related.

5.10 Effects on Growth and Development

Long-term use of corticosteroids, including deflazacort, can have negative effects on growth and development in children.

5.11 Myopathy

Patients receiving corticosteroids, including deflazacort, and concomitant therapy with neuromuscular blocking agents (e.g., pancuronium) or patients with disorders of neuromuscular transmission (e.g., myasthenia gravis) may be at increased risk of developing acute myopathy. This acute myopathy is generalized, may involve ocular and respiratory muscles, and may result in quadriparesis. Elevation of creatine kinase may occur. Clinical improvement or recovery after stopping corticosteroids may require weeks to years.

5.12 Kaposi's Sarcoma

Kaposi's sarcoma has been reported to occur in patients receiving corticosteroid therapy, most often for chronic conditions. Discontinuation of corticosteroids may result in clinical improvement.

5.14 Thromboembolic Events

Observational studies have shown an increased risk of thromboembolism (including venous thromboembolism) particularly with higher cumulative doses of corticosteroids. It is unclear if risk differs by daily dose or duration of use. Use deflazacort with caution in patients who have or may be predisposed to thromboembolic disorders.

5.15 Anaphylaxis

Rare instances of anaphylaxis have occurred in patients receiving corticosteroid therapy, including deflazacort.

6 ADVERSE REACTIONS

The following serious adverse reactions are discussed in more detail in other sections:

- Alterations in Endocrine Function [*see Warnings and Precautions (5.1)*]
- Immunosuppression and Increased Risk of Infection [*see Warnings and Precautions (5.2)*]
- Alterations in Cardiovascular/Renal Function [*see Warnings and Precautions (5.3)*]
- Gastrointestinal Perforation [*see Warnings and Precautions (5.4)*]
- Behavioral and Mood Disturbances [*see Warnings and Precautions (5.5)*]
- Effects on Bones [*see Warnings and Precautions (5.6)*]
- Ophthalmic Effects [*see Warnings and Precautions (5.7)*]
- Immunizations [*see Warnings and Precautions (5.8)*]
- Serious Skin Rashes [*see Warnings and Precautions (5.9)*]
- Effects on Growth and Development [*see Warnings and Precautions (5.10)*]
- Myopathy [*see Warnings and Precautions (5.11)*]
- Kaposi's Sarcoma [*see Warnings and Precautions (5.12)*]
- Thromboembolic Events [*see Warnings and Precautions (5.14)*]
- Anaphylaxis [*see Warnings and Precautions (5.15)*]

6.1 Clinical Trials Experience

Because clinical trials are conducted under widely varying conditions, adverse reaction rates observed in the clinical trials of a drug cannot be directly compared to rates in the clinical trials of another drug and may not reflect the rates observed in practice.

In Study 1 [see *Clinical Studies (14)*], the adverse reactions that were associated with deflazacort treatment discontinuation, in decreasing order of frequency, were weight increased, obesity, cataract, and sleep disorder.

Most Common Adverse Reactions in Clinical Studies

Table 1 lists the adverse reactions that occurred in $\geq 5\%$ of patients in the 0.9 mg/kg/day deflazacort-treated group and that occurred more frequently than in placebo patients in Study 1, which included patients with DMD between the ages of 5 and 15 years.

Table 1: Adverse Reactions that Occurred in $\geq 5\%$ of Deflazacort-Treated Patients and Occurred More Frequently than in Placebo Patients with DMD (Study 1)

| Adverse Reaction | Deflazacort 0.9 mg/kg/d (N=51) % at 12 weeks | Placebo (N=50) % at 12 weeks¹ |
|-----------------------------------|---|---|
| Cushingoid appearance | 33 | 12 |
| Weight increased | 20 | 6 |
| Increased appetite | 14 | 2 |
| Upper respiratory tract infection | 12 | 10 |
| Cough | 12 | 6 |
| Pollakiuria | 12 | 2 |
| Nasopharyngitis | 10 | 6 |
| Hirsutism | 10 | 2 |
| Central obesity | 10 | 4 |
| Erythema | 8 | 6 |
| Irritability | 8 | 4 |
| Rhinorrhea | 8 | 0 |
| Abdominal discomfort | 6 | 2 |

¹ At 12 weeks placebo patients were re-randomized to receive either deflazacort or an active comparator.

Common adverse reactions ($\geq 5\%$ of deflazacort-treated patients) that occurred over 52 weeks of exposure to deflazacort 0.9 mg/kg/day in Study 1 and at a higher rate than deflazacort 0.9 mg/kg/day in the 12-week placebo-controlled phase of the trial include Cushingoid appearance (60%), hirsutism (35%), weight increased (28%), erythema

(28%), central obesity (25%), abdominal pain/abdominal pain upper (18% combined), pollakiuria (15%), constipation (10%), irritability (10%), abnormal behavior (9%), pyrexia (9%), back pain (7%), rash (7%), contusion (6%), nausea (6%), psychomotor hyperactivity (6%), epistaxis (6%), and skin striae (6%).

Study 1 also evaluated a higher dosage of deflazacort (1.2 mg/kg/day). Compared with the 0.9 mg/kg/day dosage, deflazacort 1.2 mg/kg/day over 52 weeks was associated with a higher incidence of certain adverse reactions, including Cushingoid appearance (69%), erythema (49%), hirsutism (37%), headache (34%), weight increased (32%), constipation (15%), abdominal pain upper (14%), skin striae (11%), acne (11%), and abdominal discomfort (8%). As there was no additional benefit with the 1.2 mg/kg/day dose of deflazacort, use of deflazacort 1.2 mg/kg/day is not recommended for the treatment of DMD [see *Dosage and Administration* (2.2)].

In an additional clinical study of two years duration with extended follow-up (Study 2), many of the same adverse reactions were observed. In addition, musculoskeletal events associated with long-term steroid use were also observed, including muscle weakness, tendon disorder, and osteopenia.

Less Common Adverse Reactions Observed in Clinical Studies

Other adverse reactions ($\geq 1\%$ frequency in any deflazacort treatment group and greater than placebo) that were observed during the 12-week placebo-controlled phase of Study 1 are shown below.

Eye Disorders: Lacrimation increased

Gastrointestinal Disorders: Dyspepsia, nausea, gastrointestinal disorder

General Disorders and Administration Site Conditions: Thirst

Infections: Hordeolum, impetigo, influenza, otitis externa, pharyngitis, tooth abscess, urinary tract infection, viral infection
Injury, Poisoning and Procedural Complications: Back injury, contusion, face injury, fibula fracture, greenstick fracture, heat exhaustion

Investigations: Glucose urine present, heart rate irregular

Musculoskeletal and Connective Tissue Disorders: Back pain, muscle spasms, myalgia, neck mass, neck pain, pain in extremity

Nervous System Disorders: Dizziness, psychomotor hyperactivity

Psychiatric Disorders: Affect lability, aggression, depression, emotional disorder, middle insomnia, mood altered, mood swings, sleep disorder

Renal and Urinary Disorders: Chromaturia, dysuria, hypertonic bladder

Reproductive System and Breast Disorders: Testicular pain

Respiratory, Thoracic, and Mediastinal Disorders: Hypoventilation, rhinorrhea

Skin and Subcutaneous Tissue Disorders: Acne, alopecia, dermatitis acneiform

Vascular Disorders: Hot flush

6.2 Postmarketing Experience

The following adverse reactions have been reported during post-approval use of deflazacort worldwide or during post-approval use of other corticosteroids. These reactions are reported voluntarily from a population of uncertain size; therefore, it is not always possible to estimate their frequency or establish a causal relationship to drug exposure.

Blood and Lymphatic System Disorders: Leukocytosis

Cardiac Disorder: Heart failure

Eye Disorders: Chorioretinopathy, corneal or scleral thinning

Gastrointestinal Disorders: Acute pancreatitis (especially in children), hemorrhage, peptic ulceration, perforation of peptic ulcer

General Disorders and Administration Site Conditions: Edema, impaired healing

Immune System Disorders: Hypersensitivity including anaphylaxis

Metabolism and Nutrition Disorders: Impaired carbohydrate tolerance with increased requirement for anti-diabetic therapy, negative protein and calcium balance, potassium loss and hypokalemic alkalosis when co-administered with beta 2-agonist and xanthines

Musculoskeletal and Connective Tissue Disorders: Avascular necrosis, muscle wasting, negative nitrogen balance, tendonitis and tendon rupture when co-administered with quinolones, vertebral and long bone fractures

Nervous System Disorders: Aggravation of epilepsy, increased intra-cranial pressure with papilledema in children (pseudotumor cerebri) usually after treatment withdrawal, vertigo

Psychiatric Disorders: Anxiety, cognitive dysfunction including confusion and amnesia, delusions, hallucinations, mania, suicidal thoughts

Skin and Subcutaneous Tissue Disorders: Toxic epidermal necrolysis

Vascular Disorders: Thromboembolism, in particular in patients with underlying conditions associated with increased thrombotic tendency, benign intracranial hypertension

7 DRUG INTERACTIONS

7.1 CYP3A4 Inhibitors and Inducers

Moderate or Strong CYP3A4 Inhibitors

The active metabolite of deflazacort, 21-desDFZ, is a substrate of CYP3A4 [see *Clinical Pharmacology* (12.3)]. Co-administration of deflazacort with clarithromycin, a strong CYP3A4 inhibitor, increased total exposure to 21-desDFZ by about 3-fold. Therefore, give one third the recommended dosage of deflazacort when moderate or strong CYP3A4 inhibitors (e.g., clarithromycin, fluconazole, diltiazem, verapamil, grapefruit juice) are used concomitantly with deflazacort [see *Dosage and Administration* (2.5) and *Clinical Pharmacology* (12.3)].

Moderate or Strong CYP3A4 Inducers

Co-administration of deflazacort with rifampin, a strong CYP3A4 inducer, significantly decreased the exposure of 21-desDFZ. Avoid concomitant use of strong (e.g., efavirenz) or moderate (e.g., carbamazepine, phenytoin) CYP3A4 inducers with deflazacort [see *Dosage and Administration* (2.5) and *Clinical Pharmacology* (12.3)].

7.2 Neuromuscular Blockers

Patients receiving corticosteroids, including deflazacort, and concomitant therapy with neuromuscular blocking drugs (e.g., pancuronium) may be at increased risk of developing an acute myopathy [see *Warnings and Precautions* (5.11)].

8 USE IN SPECIFIC POPULATIONS

8.1 Pregnancy

Risk Summary

Corticosteroids should be used during pregnancy only if the potential benefit justifies the potential risk to the fetus. Infants born to mothers who have received substantial doses of corticosteroids during pregnancy should be carefully observed for signs of hypoadrenalism. There are no adequate and well-controlled studies with deflazacort in pregnant women to inform drug-associated risks.

Corticosteroids, including deflazacort, readily cross the placenta. Adverse developmental outcomes, including orofacial clefts (cleft lip, with or without cleft palate) and intrauterine growth restriction, and decreased birth weight, have been reported with maternal use of corticosteroids, including deflazacort, during pregnancy. Some epidemiologic studies

report an increased risk of orofacial clefts from about 1 per 1000 infants to 3 to 5 per 1000 infants; however, a risk for orofacial clefts has not been observed in all studies. Intrauterine growth restriction and decreased birth weight appear to be dose-related; however, the underlying maternal condition may also contribute to these risks (see *Data*). The estimated background risk of major birth defects and miscarriage for the indicated populations is unknown. In the U.S. general population, the estimated background risk of major birth defects and miscarriage in clinically recognized pregnancies is 2 to 4% and 15 to 20%, respectively.

Animal reproduction studies have not been conducted with deflazacort. Animal reproduction studies conducted with other corticosteroids in pregnant mice, rats, hamsters, and rabbits using clinically relevant doses have shown an increased incidence of cleft palate. An increase in embryofetal death, intrauterine growth retardation, and constriction of the ductus arteriosus were observed in some animal species.

Data

Human Data

Multiple cohort and case-controlled studies in humans suggest that maternal corticosteroid use during the first trimester increases the rate of cleft lip, with or without cleft palate, from about 1/1000 infants to 3 to 5/1000 infants. Two prospective case-controlled studies showed decreased birth weight in infants exposed to maternal corticosteroids in utero.

8.2 Lactation

Risk Summary

Systemically administered corticosteroids appear in human milk and could suppress growth, interfere with endogenous corticosteroid production, or cause other untoward effects. The developmental and health benefits of breastfeeding should be considered along with the mother's clinical need for deflazacort and any potential adverse effects on the breastfed infant from deflazacort. There are no data on the effects on milk production.

8.4 Pediatric Use

The safety and effectiveness of deflazacort for the treatment of DMD have been established in patients 5 years of age and older. Use of deflazacort in pediatric patients is supported by a multicenter, randomized, double-blind, placebo- and active-controlled study in 196 males 5 to 15 years of age [see *Clinical Studies (14)*].

Safety and effectiveness in pediatric patients below the age of 2 years have not been established.

Juvenile Animal Toxicity Data

Oral administration of deflazacort (0, 0.1, 0.3, and 1.0 mg/kg/day) to juvenile rats from postnatal day (PND) 21 to 80 resulted in decreased body weight gain and adverse effects on skeletal development (including decreased cellularity of growth plate and altered bone distribution) and on lymphoid tissue (decreased cellularity). A no-effect dose was not identified. In addition, neurological and neurobehavioral abnormalities were observed at the mid and/or high dose. Plasma 21-desDFZ exposure (AUC) at the lowest dose tested (0.1 mg/kg/day) was lower than that in humans at the recommended human dose of deflazacort (0.9 mg/kg/day).

Additional pediatric use information is approved for PTC Therapeutics, Inc.'s Emflaza™ (deflazacort) tablets. However, due to PTC Therapeutics, Inc.'s marketing exclusivity rights, this drug product is not labeled with that information.

8.5 Geriatric Use

DMD is largely a disease of children and young adults; therefore, there is no geriatric experience with deflazacort.

8.6 Renal Impairment

No dose adjustment is required in patients with mild, moderate or severe renal impairment [see *Clinical Pharmacology* (12.3)].

8.7 Hepatic Impairment

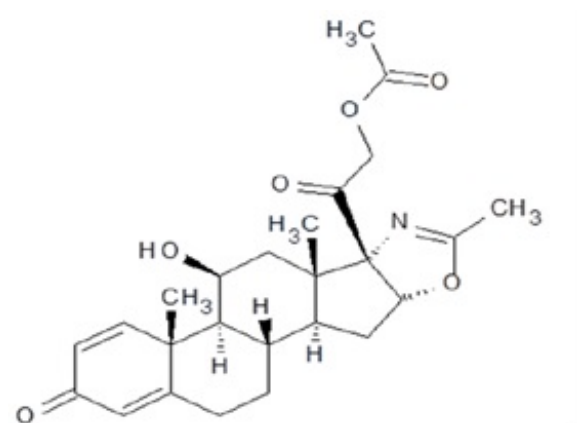
No dose adjustment is required in patients with mild or moderate hepatic impairment [see *Clinical Pharmacology* (12.3)]. There is no clinical experience in patients with severe hepatic impairment, and a dosing recommendation cannot be provided for patients with severe hepatic impairment.

10 OVERDOSAGE

Treatment of acute overdosage is by immediate gastric lavage or emesis followed by supportive and symptomatic therapy. For chronic overdosage in the face of severe disease requiring continuous steroid therapy, the dosage of deflazacort may be reduced temporarily, or alternate day treatment may be introduced.

11 DESCRIPTION

The active ingredient in deflazacort tablets is deflazacort (a corticosteroid). Corticosteroids are adrenocortical steroids, both naturally occurring and synthetic. The molecular formula for deflazacort is $C_{25}H_{31}NO_6$. The chemical name for deflazacort is (11 β ,16 β)-21-(acetyloxy)-11-hydroxy-2'-methyl-5'H-pregna-1,4-dieno[17,16-d]oxazole-3,20-dione, and the structure is:



Deflazacort is a white to off-white, odourless fine powder and has a molecular weight of 441.517. Deflazacort is freely soluble in acetic acid and dichloromethane; soluble in methanol and acetone.

Deflazacort tablets for oral administration is available as an immediate-release tablet in strengths of 6, 18, 30 and 36 mg. Each tablet contains deflazacort and the following inactive ingredients: colloidal silicon dioxide, lactose monohydrate, magnesium stearate, polysorbate 80, and pregelatinized starch (maize).

12 CLINICAL PHARMACOLOGY

12.1 Mechanism of Action

Deflazacort is a corticosteroid prodrug, whose active metabolite, 21-desDFZ, acts through the glucocorticoid receptor to exert anti-inflammatory and immunosuppressive effects. The precise mechanism by which deflazacort exerts its therapeutic effects in patients with DMD is unknown.

12.3 Pharmacokinetics

Absorption

After oral administration in the fasted state, the median T_{max} with deflazacort tablets is about 1 hour (range 0.25 to 2 hours).

Food Effect: Co-administration of deflazacort tablets with a high-fat meal reduced C_{max} by about 30% and delayed T_{max} by one hour, relative to administration under fasting conditions, but there was no effect on the overall systemic absorption as measured by AUC. The bioavailability of deflazacort tablets was similar to that of the oral suspension. The administration of deflazacort with food or crushed in applesauce did not affect the absorption and bioavailability of deflazacort.

Distribution

The protein binding of the active metabolite of deflazacort is about 40%.

Elimination

Metabolism

Deflazacort is rapidly converted to the active metabolite 21-desDFZ by esterases after oral administration. 21-desDFZ is further metabolized by CYP3A4 to several other inactive metabolites, including 6 β -hydroxy-21-desacetyl deflazacort.

Excretion

Urinary excretion is the predominant route of deflazacort elimination (about 68% of the dose), and the elimination is almost completed by 24 hours post dose. 21-desDFZ accounts for 18% of the eliminated drug in the urine.

Specific Populations

Pediatric Patients

The C_{max} values (Geometric mean, %CV) of 21-desDFZ in children (ages 4 to 11, N=16) and adolescents (ages 12 to 16, N=8) was 206 ng/mL (95.6%) and 381 ng/mL (37.7%), respectively, on Day 1 after administration of 0.9 mg/kg deflazacort. The AUC_{inf} (Geometric mean, %CV) of 21-desDFZ in children (ages 4 to 11, N=16) and adolescents (ages 12 to 16, N=8) was 400 ng•h/mL (87.5%) and 655 ng•h/mL (58.1%) on Day 1 after administration of 0.9 mg/kg deflazacort.

Male and Female Patients

There are no differences in the pharmacokinetics of 21-desDFZ between males and females.

Racial or Ethnic Groups

There are no differences in the pharmacokinetics of 21-desDFZ between Caucasians and non-Caucasians.

Patients with Renal Impairment

In a study (N=16) comparing subjects with end stage renal disease (creatinine clearance less than 15 mL/min) with healthy matched controls, 21-desDFZ exposure was similar between the groups.

Patients with Hepatic Impairment

In a study (N=16) comparing subjects with moderate hepatic impairment (Child-Pugh Class B) with healthy matched controls, 21-desDFZ exposure was similar between the groups. There is no experience in patients with severe hepatic impairment.

Drug Interaction Studies

In Vivo Assessment of Drug Interactions

Compared to administration of deflazacort alone, administration of deflazacort following multiple doses of a strong CYP3A4 and Pgp inhibitor (clarithromycin) resulted in markedly higher C_{\max} , AUC_{last} , and AUC_{inf} values of 21-desDFZ. Geometric mean exposure (C_{\max} , AUC_{last} , and AUC_{inf}) of 21-desDFZ ranged from 2.3-fold to 3.4-fold higher following administration of clarithromycin [see *Dosage and Administration (2.5)*].

Compared to administration of deflazacort alone, administration of deflazacort following multiple doses of a strong CYP3A4 inducer (rifampicin) resulted in markedly lower C_{\max} , AUC_{last} , and AUC_{inf} values of 21-desDFZ. Geometric mean exposures (C_{\max} , AUC_{last} , and AUC_{inf}) of 21-desDFZ were approximately 95% lower following administration of rifampin [see *Drug Interactions (7.1)*].

6 β -Hydroxy-21-desacetyl deflazacort, a secondary and inactive metabolite, is not expected to cause any clinically meaningful interactions with the CYP enzymes or transporters.

In Vitro Assessment of Drug Interactions

Drug-Metabolizing Enzyme Inhibition

21-desDFZ at clinically relevant concentrations did not inhibit CYP1A2, 2C9, 2C19, 3A4, UGT1A1, UGT1A4, UGT1A6, UGT1A9, or UGT2B7 and exhibited weak and not likely clinically meaningful inhibition for 2B6, 2C8, 2D6, and 3A4, UGT1A3 and UGT2B15.

6 β -Hydroxy-21-desacetyl deflazacort at clinically relevant concentrations did not significantly inhibit CYP2C19, 3A4 1A2, 2B6, 2C8, 2C9, or 2D6.

Drug-Metabolizing Enzyme Induction

21-desDFZ and 6 β -hydroxy-21-desacetyl deflazacort at clinically relevant concentrations did not significantly induce CYP1A2, 2B6, or 3A4.

Transporters

Both deflazacort and 21-desDFZ are substrates of Pgp. 21-desDFZ is not a substrate for BCRP. Neither deflazacort nor 21-desDFZ inhibited Pgp or BCRP *in vitro*. 21-desDFZ was not a substrate for SLC transporters OATP1B1 or OATP1B3, and did not inhibit SLC transporters OATP1B1, OATP1B3, OAT1, OAT3, or OCT2.

6 β -Hydroxy-21-desacetyl deflazacort at clinically relevant concentrations did not

significantly inhibit BCRP, OAT1, OAT3, Pgp, OATP1B1, OATP1B3 MATE1, MATE2-K, OCT1, OCT2, or BSEP transporters.

13 NONCLINICAL TOXICOLOGY

13.1 Carcinogenesis, Mutagenesis, Impairment of Fertility

Carcinogenesis

In a published 2-year carcinogenicity study in rats, oral administration of deflazacort (0, 0.03, 0.06, 0.12, 0.25, 0.50, or 1 mg/kg/day) resulted in bone tumors (osteosarcoma and osteoma) of the head at 0.25 mg/kg/day, the highest evaluable dose. Doses higher than 0.25 mg/kg/day could not be evaluated for tumors because of a marked decrease in survival.

In a 6-month carcinogenicity study in transgenic (Tg.RasH2) mice, oral administration of deflazacort (0, 2, 5, or 20 mg/kg/day in males; 0, 0.5, 2, or 5 mg/kg/day in females) resulted in an increase in stomach tumors (adenoma) at the highest dose tested in males and females.

Mutagenesis

Deflazacort and 21-desDFZ were negative in *in vitro* (bacterial reverse mutation and human lymphocyte chromosomal aberration) assays and deflazacort was negative in an *in vivo* (rat micronucleus) assay.

Impairment of Fertility

Fertility studies in animals were not conducted with deflazacort. No effects on the male reproductive system were observed following oral administration of deflazacort to monkeys (0, 1, 3, or 6 mg/kg/day) for 39 weeks or rats (0, 0.05, 0.15, or 0.5 mg/kg/day) for 26 weeks. Plasma 21-desDFZ exposures (AUC) at the highest doses tested in monkey and rat were 4 and 2 times, respectively, that in humans at the recommended human dose of deflazacort (0.9 mg/kg/day).

14 CLINICAL STUDIES

The effectiveness of deflazacort for the treatment of DMD was established in Study 1, a multicenter, randomized, double-blind, placebo-controlled, 52-week study conducted in the US and Canada. The study population consisted of 196 male pediatric patients 5 to 15 years of age with documented mutation of the dystrophin gene, onset of weakness before 5 years of age, and serum creatinine kinase activity at least 10 times the upper limit of normal (ULN) at some stage in their illness. Patients were randomized to therapy with deflazacort (0.9 or 1.2 mg/kg/day), an active comparator, or placebo. A comparison to placebo was made after 12 weeks of treatment. After 12 weeks, placebo patients were re-randomized to receive either deflazacort or the active comparator; all patients continued treatment for an additional 40 weeks. Baseline characteristics were

comparable between the treatment arms.

In Study 1, efficacy was evaluated by assessing the change between Baseline and Week 12 in average strength of 18 muscle groups. Individual muscle strength was graded using a modified Medical Research Council (MRC) 11-point scale, with higher scores representing greater strength.

The change in average muscle strength score between Baseline and Week 12 was significantly greater for the deflazacort 0.9 mg/kg/day dose group than for the placebo group (see Table 2).

Table 2: Analysis of Change from Baseline at Week 12 in Average Muscle Strength Score (Study 1)

| Treatment | N | Change from Baseline LS Mean (95% CI) | P-value |
|---------------------------|----------|--|----------------|
| Deflazacort 0.9 mg/kg/day | 51 | 0.15 (0.01, 0.28) | 0.017 |
| Placebo | 50 | -0.10 (-0.23, 0.03) | |

Compared with the deflazacort 0.9 mg/kg/day group, the deflazacort 1.2 mg/kg/day group demonstrated a small additional benefit compared to placebo at Week 12, but had a greater incidence of adverse reactions. Therefore, use of a 1.2 mg/kg/day dosage of deflazacort is not recommended [see *Dosage and Administration* (2.2)].

Although not a pre-specified statistical analysis, compared with placebo, the deflazacort 0.9 mg/kg/day dose group demonstrated at Week 52 the persistence of the treatment effect observed at Week 12 and the small advantage of the 1.2 mg/kg/day dose that was observed at Week 12 was no longer present. Also not statistically controlled for multiple comparisons, results on several timed measures of patient function (i.e., time to stand from supine, time to climb 4 stairs, and time to walk or run 30 feet) numerically favored deflazacort 0.9 mg/kg/day at Week 12, in comparison with placebo.

An additional randomized, double-blind, placebo-controlled, 104-week clinical trial evaluated deflazacort in comparison to placebo (Study 2). The study population consisted of 29 male children 6 to 12 years of age with a DMD diagnosis confirmed by the documented presence of abnormal dystrophin or a confirmed mutation of the dystrophin gene. The results of the analysis of the primary endpoint of average muscle strength scores in Study 2 (graded on a 0 to 5 scale) at 2 years were not statistically significant, possibly because of a limited number of patients remaining in the placebo arm (subjects were discontinued from the trial when they lost ambulation). Although not statistically controlled for multiple comparisons, average muscle strength scores at Months 6 and 12, as well as the average time to loss of ambulation, numerically favored

deflazacort in comparison with placebo.

16 HOW SUPPLIED/STORAGE AND HANDLING

16.1 How Supplied

Deflazacort Tablets, 6 mg are white to off-white, uncoated round shaped biconvex tablets, debossed with “DL6” on one side and plain on other side. They are supplied as follows:

Bottles of 100

NDC 59651-599-01

Deflazacort Tablets, 18 mg are white to off-white, uncoated round shaped biconvex tablets, debossed with “DL18” on one side and plain on other side. They are supplied as follows:

Bottles of 30

NDC 59651-600-30

Deflazacort Tablets, 30 mg are white to off-white, uncoated oval shaped biconvex tablets, debossed with “DL30” on one side and plain on other side. They are supplied as follows:

Bottles of 30

NDC 59651-601-30

Deflazacort Tablets, 36 mg are white to off-white, uncoated oval shaped biconvex tablets, debossed with “DL36” on one side and plain on other side. They are supplied as follows:

Bottles of 30

NDC 59651-602-30

16.2 Storage and Handling

Store at 20° to 25°C (68° to 77°F); excursions permitted to 15° to 30°C (59° to 86°F) [See USP Controlled Room Temperature].

17 PATIENT COUNSELING INFORMATION

Administration

- Warn patients and/or caregivers to not stop taking deflazacort tablets abruptly or without first checking with their healthcare providers as there may be a need for gradual dose reduction to decrease the risk of adrenal insufficiency [see *Dosage and Administration (2.3)* and *Warnings and Precautions (5.1)*].
- Deflazacort tablets may be taken with or without food. Do not take deflazacort tablets with grapefruit juice.
- Deflazacort tablets may be taken whole or crushed and taken immediately after

mixing with applesauce.

Increased Risk of Infection

Tell patients and/or caregivers to inform their healthcare provider if the patient has had recent or ongoing infections or if they have recently received a vaccine. Medical advice should be sought immediately if the patient develops fever or other signs of infection. Patients and/or caregivers should be made aware that some infections can potentially be severe and fatal.

Warn patients who are on corticosteroids to avoid exposure to chickenpox or measles and to alert their healthcare provider immediately if they are exposed [*see Warnings and Precautions (5.2)*].

Alterations in Cardiovascular/Renal Function

Inform patients and/or caregivers that deflazacort tablets can cause an increase in blood pressure and water retention. If this occurs, dietary salt restriction and potassium supplementation may be needed [*see Warnings and Precautions (5.3)*].

Behavioral and Mood Disturbances

Advise patients and/or caregivers about the potential for severe behavioral and mood changes with deflazacort tablets and encourage them to seek medical attention if psychiatric symptoms develop [*see Warnings and Precautions (5.5)*].

Decreases in Bone Mineral Density

Advise patients and/or caregivers about the risk of osteoporosis with prolonged use of deflazacort tablets, which can predispose the patient to vertebral and long bone fractures [*see Warnings and Precautions (5.6)*].

Ophthalmic Effects

Inform patients and/or caregivers that deflazacort tablets may cause cataracts or glaucoma and advise monitoring if corticosteroid therapy is continued for more than 6 weeks [*see Warnings and Precautions (5.7)*].

Vaccination

Advise patients and/or caregivers to bring immunizations up-to-date according to immunization guidelines prior to starting therapy with deflazacort tablets. Live-attenuated or live vaccines should be administered at least 4 to 6 weeks prior to starting

deflazacort tablets. Inform patients and/or caregivers that they may receive concurrent vaccinations with use of deflazacort tablets, except for live-attenuated or live vaccines. *[see Warnings and Precautions (5.8)].*

Serious Skin Rashes

Instruct patients and/or caregivers to seek medical attention at the first sign of a rash *[see Warnings and Precautions (5.9)].*

Drug Interactions

Certain medications can cause an interaction with deflazacort tablets. Advise patients and/or caregivers to inform their healthcare provider of all the medicines the patient is taking, including over-the-counter medicines (such as insulin, aspirin or other NSAIDS), dietary supplements, and herbal products. Inform patients and/or caregivers that alternate therapy, dosage adjustment, and/or special test(s) may be needed during the treatment.

Distributed by:

Aurobindo Pharma USA, Inc.
279 Princeton-Hightstown Road
East Windsor, NJ 08520

Manufactured by:

Aurobindo Pharma Limited
Hyderabad-500 032, India

Issued: February 2023

PACKAGE LABEL.PRINCIPAL DISPLAY PANEL - 6 mg (100 Tablets Bottle)

NDC 59651-599-01

Deflazacort Tablets

6 mg

for oral use

Rx only 100 Tablets

AUROBINDO


NDC 59651-599-01

Deflazacort Tablets

6 mg

for oral use

Rx only **100 Tablets**

 AUROBINDO

A/s: 115 x 40 mm

Each tablet contains: Deflazacort 6 mg.


Dosage & Administration: See package insert for information.

Store at 20° to 25°C (68° to 77°F); excursions permitted to 15° to 30°C (59° to 86°F) [See USP Controlled Room Temperature].

Distributed by:
Aurobindo Pharma USA, Inc.
279 Princeton-Hightstown Road
East Windsor, NJ 08520

Made in India

Code: AP/DRUGS/04/2016



N 3 5 9 6 5 1 5 9 9 0 1 3

P 1428800

*

*Over Printing Zone

↓

Coding Area
(45 x 15 mm)

Dotted lines not to be printed

■ P 279 C ■ P 3275 C ■ P Blue 072 C ■ P Cool Gray 5 C ■ Black

PACKAGE LABEL.PRINCIPAL DISPLAY PANEL - 18 mg (30 Tablets Bottle)

NDC 59651-600-30

Deflazacort Tablets

18 mg

for oral use

Rx only 30 Tablets

AUROBINDO


NDC 59651-600-30

Deflazacort Tablets

18 mg

for oral use

Rx only **30 Tablets**

 AUROBINDO

A/s: 115 x 40 mm

Each tablet contains: Deflazacort 18 mg.


Dosage & Administration: See package insert for information.

Store at 20° to 25°C (68° to 77°F); excursions permitted to 15° to 30°C (59° to 86°F) [See USP Controlled Room Temperature].

Distributed by:
Aurobindo Pharma USA, Inc.
279 Princeton-Hightstown Road
East Windsor, NJ 08520

Made in India

Code: AP/DRUGS/04/2016



N 3 5 9 6 5 1 6 0 0 3 0 6

P 1428801

*

*Over Printing Zone

↓

Coding Area
(45 x 15 mm)

Dotted lines not to be printed

■ P 1375 C ■ P 3275 C ■ P Blue 072 C ■ P Cool Gray 5 C ■ Black

PACKAGE LABEL.PRINCIPAL DISPLAY PANEL - 30 mg (30 Tablets Bottle)

NDC 59651-601-30

Deflazacort Tablets

30 mg

for oral use


Rx only 30 Tablets

AUROBINDO

NDC 59651-601-30

Deflazacort Tablets
30 mg
for oral use

Rx only 30 Tablets

 AUROBINDO

Each tablet contains: Deflazacort 30 mg.

Dosage & Administration: See package insert for information.

Store at 20° to 25°C (68° to 77°F); excursions permitted to 15° to 30°C (59° to 86°F) [See USP Controlled Room Temperature].

Distributed by:
Aurobindo Pharma USA, Inc.
279 Princeton-Hightstown Road
East Windsor, NJ 08520


Made in India

Code: AP/DRUGS/04/2016

P 1428802

*

A/s: 115 x 40 mm



*Over Printing Zone

Coding Area
(45 x 15 mm)
Dotted lines not to be printed

PACKAGE LABEL.PRINCIPAL DISPLAY PANEL - 36 mg (30 Tablets Bottle)

NDC 59651-602-30

Deflazacort Tablets

36 mg

for oral use


Rx only 30 Tablets

AUROBINDO

NDC 59651-602-30

Deflazacort Tablets
36 mg
for oral use

Rx only 30 Tablets

 AUROBINDO

Each tablet contains: Deflazacort 36 mg.

Dosage & Administration: See package insert for information.

Store at 20° to 25°C (68° to 77°F); excursions permitted to 15° to 30°C (59° to 86°F) [See USP Controlled Room Temperature].

Distributed by:
Aurobindo Pharma USA, Inc.
279 Princeton-Hightstown Road
East Windsor, NJ 08520


Made in India

Code: AP/DRUGS/04/2016

P 1428803

*

A/s: 115 x 40 mm



*Over Printing Zone

Coding Area
(45 x 15 mm)
Dotted lines not to be printed

| DEFLAZACORT | | | | |
|--|----------------------------|--|----------------------|--------------------|
| deflazacort tablet | | | | |
| | | | | |
| Product Information | | | | |
| Product Type | | HUMAN PRESCRIPTION DRUG | Item Code (Source) | |
| Route of Administration | | ORAL | NDC:59651-599 | |
| | | | | |
| Active Ingredient/Active Moiety | | | | |
| Ingredient Name | | | Basis of Strength | Strength |
| DEFLAZACORT (UNII: KR5YZ 6AE4B) (DEFLAZACORT - UNII:KR5YZ 6AE4B) | | | DEFLAZACORT | 6 mg |
| | | | | |
| Inactive Ingredients | | | | |
| Ingredient Name | | | | Strength |
| SILICON DIOXIDE (UNII: ETJ7Z 6XBU4) | | | | |
| LACTOSE MONOHYDRATE (UNII: EWQ57Q8I5X) | | | | |
| MAGNESIUM STEARATE (UNII: 70097M6I30) | | | | |
| POLYSORBATE 80 (UNII: 6OZP39ZG8H) | | | | |
| STARCH, CORN (UNII: O8232NY3SJ) | | | | |
| | | | | |
| Product Characteristics | | | | |
| Color | WHITE (white to off-white) | | Score | no score |
| Shape | ROUND (Biconvex) | | Size | 6mm |
| Flavor | | | Imprint Code | DL6 |
| Contains | | | | |
| | | | | |
| Packaging | | | | |
| # | Item Code | Package Description | Marketing Start Date | Marketing End Date |
| 1 | NDC:59651-599-01 | 100 in 1 BOTTLE; Type 0: Not a Combination Product | 02/09/2024 | |
| | | | | |
| Marketing Information | | | | |
| Marketing Category | | Application Number or Monograph Citation | Marketing Start Date | Marketing End Date |
| ANDA | | ANDA217123 | 02/09/2024 | |

| | | | | |
|--|--|--|--|--|
| DEFLAZACORT deflazacort tablet | | | | |
| | | | | |
| Product Information | | | | |

| | | | |
|-------------------------|-------------------------|--------------------|---------------|
| Product Type | HUMAN PRESCRIPTION DRUG | Item Code (Source) | NDC:59651-600 |
| Route of Administration | ORAL | | |

Active Ingredient/Active Moiety

| Ingredient Name | Basis of Strength | Strength |
|--|-------------------|----------|
| DEFLAZACORT (UNII: KR5YZ6AE4B) (DEFLAZACORT - UNII:KR5YZ6AE4B) | DEFLAZACORT | 18 mg |

Inactive Ingredients

| Ingredient Name | Strength |
|--|----------|
| SILICON DIOXIDE (UNII: ETJ7Z6XBU4) | |
| LACTOSE MONOHYDRATE (UNII: EWQ57Q8I5X) | |
| MAGNESIUM STEARATE (UNII: 70097M6I30) | |
| POLYSORBATE 80 (UNII: 6OZP39ZG8H) | |
| STARCH, CORN (UNII: O8232NY3SJ) | |

Product Characteristics

| | | | |
|----------|----------------------------|--------------|----------|
| Color | WHITE (white to off-white) | Score | no score |
| Shape | ROUND (biconvex) | Size | 10mm |
| Flavor | | Imprint Code | DL18 |
| Contains | | | |

Packaging

| # | Item Code | Package Description | Marketing Start Date | Marketing End Date |
|---|------------------|---|----------------------|--------------------|
| 1 | NDC:59651-600-30 | 30 in 1 BOTTLE; Type 0: Not a Combination Product | 02/09/2024 | |

Marketing Information

| Marketing Category | Application Number or Monograph Citation | Marketing Start Date | Marketing End Date |
|--------------------|--|----------------------|--------------------|
| ANDA | ANDA217123 | 02/09/2024 | |

DEFLAZACORT

deflazacort tablet

Product Information

| | | | |
|-------------------------|-------------------------|--------------------|---------------|
| Product Type | HUMAN PRESCRIPTION DRUG | Item Code (Source) | NDC:59651-601 |
| Route of Administration | ORAL | | |

Active Ingredient/Active Moiety

| Ingredient Name | Basis of Strength | Strength |
|--|-------------------|----------|
| DEFLAZACORT (UNII: KR5YZ 6AE4B) (DEFLAZACORT - UNII:KR5YZ 6AE4B) | DEFLAZACORT | 30 mg |

Inactive Ingredients

| Ingredient Name | Strength |
|--|----------|
| SILICON DIOXIDE (UNII: ETJ7Z 6XBU4) | |
| LACTOSE MONOHYDRATE (UNII: EWQ57Q8I5X) | |
| MAGNESIUM STEARATE (UNII: 70097M6I30) | |
| POLYSORBATE 80 (UNII: 6OZP39ZG8H) | |
| STARCH, CORN (UNII: O8232NY3SJ) | |

Product Characteristics

| | | | |
|----------|----------------------------|--------------|----------|
| Color | WHITE (white to off-white) | Score | no score |
| Shape | OVAL (biconvex) | Size | 15mm |
| Flavor | | Imprint Code | DL30 |
| Contains | | | |

Packaging

| # | Item Code | Package Description | Marketing Start Date | Marketing End Date |
|---|------------------|---|----------------------|--------------------|
| 1 | NDC:59651-601-30 | 30 in 1 BOTTLE; Type 0: Not a Combination Product | 02/09/2024 | |

Marketing Information

| Marketing Category | Application Number or Monograph Citation | Marketing Start Date | Marketing End Date |
|--------------------|--|----------------------|--------------------|
| ANDA | ANDA217123 | 02/09/2024 | |

DEFLAZACORT

deflazacort tablet

Product Information

| | | | |
|-------------------------|-------------------------|--------------------|---------------|
| Product Type | HUMAN PRESCRIPTION DRUG | Item Code (Source) | NDC:59651-602 |
| Route of Administration | ORAL | | |

Active Ingredient/Active Moiety

| Ingredient Name | Basis of Strength | Strength |
|--|-------------------|----------|
| DEFLAZACORT (UNII: KR5YZ 6AE4B) (DEFLAZACORT - UNII:KR5YZ 6AE4B) | DEFLAZACORT | 36 mg |

Inactive Ingredients

| Ingredient Name | Strength |
|--|----------|
| SILICON DIOXIDE (UNII: ETJ7Z6XBU4) | |
| LACTOSE MONOHYDRATE (UNII: EWQ57Q8I5X) | |
| MAGNESIUM STEARATE (UNII: 70097M6I30) | |
| POLYSORBATE 80 (UNII: 6OZP39ZG8H) | |
| STARCH, CORN (UNII: O8232NY3SJ) | |

Product Characteristics

| | | | |
|----------|----------------------------|--------------|----------|
| Color | WHITE (white to off-white) | Score | no score |
| Shape | OVAL (Biconvex) | Size | 18mm |
| Flavor | | Imprint Code | DL36 |
| Contains | | | |

Packaging

| # | Item Code | Package Description | Marketing Start Date | Marketing End Date |
|---|------------------|---|----------------------|--------------------|
| 1 | NDC:59651-602-30 | 30 in 1 BOTTLE; Type 0: Not a Combination Product | 02/09/2024 | |

Marketing Information

| Marketing Category | Application Number or Monograph Citation | Marketing Start Date | Marketing End Date |
|--------------------|--|----------------------|--------------------|
| ANDA | ANDA217123 | 02/09/2024 | |

Labeler - Aurobindo Pharma Limited (650082092)

Establishment

| Name | Address | ID/FEI | Business Operations |
|------------------------|---------|-----------|---|
| APL HEALTHCARE LIMITED | | 650918514 | ANALYSIS(59651-599, 59651-600, 59651-601, 59651-602) , MANUFACTURE(59651-599, 59651-600, 59651-601, 59651-602) |