

NYSTATIN AND TRIAMCINOLONE ACETONIDE - nystatin and triamcinolone acetonide cream

Physicians Total Care, Inc.

Nystatin and Triamcinolone Acetonide Cream, USP
Nystatin and Triamcinolone Acetonide Ointment, USP

Rx only

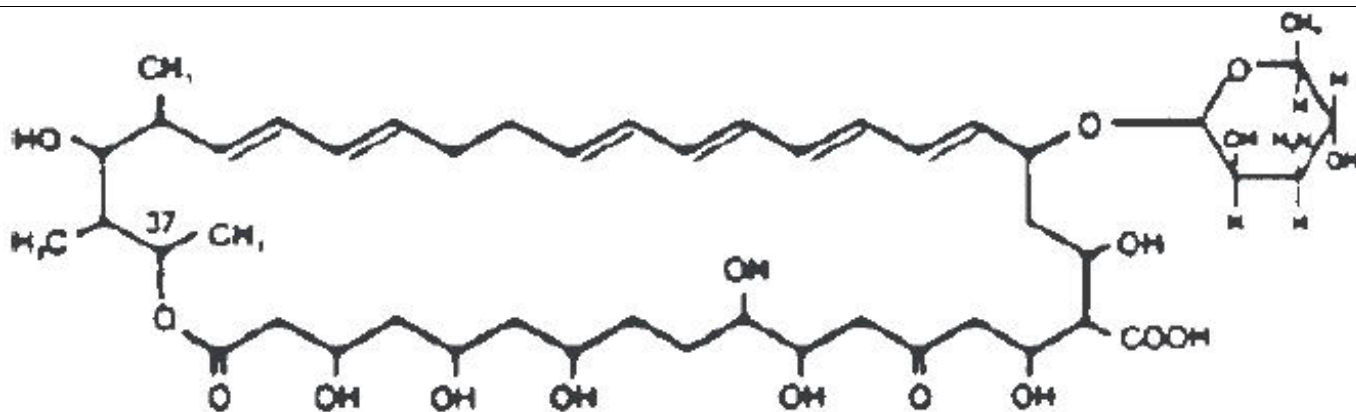
FOR EXTERNAL USE ONLY. NOT FOR OPHTHALMIC USE.

DESCRIPTION

Nystatin and Triamcinolone Acetonide Cream and Ointment for dermatologic use contain the antifungal agent nystatin and the synthetic corticosteroid triamcinolone acetonide.

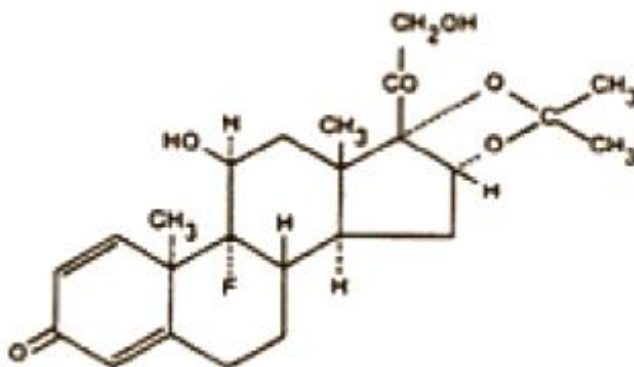
Nystatin is a polyene antimycotic obtained from *Streptomyces noursei*. It is a yellow to light tan powder with a cereallike odor, very slightly soluble in water, and slightly to sparingly soluble in alcohol.

Structural formula:



$C_{47}H_{75}NO_{17}$ MW = 926.13

Triamcinolone acetonide is designated chemically as 9-fluoro-11 β , 16 α , 17, 21-tetrahydroxypregna-1, 4-diene-3, 20-dione cyclic 16, 17-acetal with acetone. The white to cream crystalline powder has a slight odor, is practically insoluble in water, and very soluble in alcohol. Structural formula:



$C_{24}H_{31}FO_6$ MW = 434.50

Nystatin and Triamcinolone Acetonide Cream is a soft, smooth cream having a light yellow to buff

color. Each gram provides 100,000 USP Nystatin units and 1 mg Triamcinolone Acetonide in an aqueous perfumed vanishing cream base with polysorbate-60, aluminum hydroxide, titanium dioxide, glyceryl monostearate, polyethylene glycol monostearate, simethicone emulsion, sorbic acid, propylene glycol, white petrolatum, polyoxyethylene fatty alcohol ether, methylparaben, propylparaben and sorbitol.

Each gram of Nystatin and Triamcinolone Acetonide Ointment provides 100,000 USP Nystatin units and 1 mg Triamcinolone Acetonide in an ointment base of mineral oil and white petrolatum.

CLINICAL PHARMACOLOGY

Nystatin

Nystatin exerts its antifungal activity against a variety of pathogenic and nonpathogenic yeasts and fungi by binding to sterols in the cell membrane. The binding process renders the cell membrane incapable of functioning as a selective barrier. Nystatin provides specific anticandidal activity to *Candida* (Monilia) *albicans* and other *Candida* species, but is not active against bacteria, protozoa, trichomonads, or viruses.

Nystatin is not absorbed from intact skin or mucous membranes.

Triamcinolone Acetonide

Triamcinolone acetonide is primarily effective because of its anti-inflammatory, antipruritic and vasoconstrictive actions, characteristic of the topical corticosteroid class of drugs. The pharmacologic effects of the topical corticosteroids are well known; however, the mechanisms of their dermatologic actions are unclear. Various laboratory methods, including vasoconstrictor assays, are used to compare and predict potencies and/or clinical efficacies of the topical corticosteroids. There is some evidence to suggest that a recognizable correlation exists between vasoconstrictor potency and therapeutic efficacy in man.

Pharmacokinetics

the extent of percutaneous absorption of topical corticosteroids is determined by many factors including the vehicle, the integrity of the epidermal barrier, and the use of occlusive dressings (see **DOSAGE AND ADMINISTRATION**).

Topical corticosteroids can be absorbed from normal intact skin. Inflammation and/or other disease processes in the skin increase percutaneous absorption. Occlusive dressings substantially increase the percutaneous absorption of topical corticosteroids (see **DOSAGE AND ADMINISTRATION**).

Once absorbed through the skin, topical corticosteroids are handled through pharmacokinetic pathways similar to systemically administered corticosteroids. Corticosteroids are bound to plasma proteins in varying degrees. Corticosteroids are metabolized primarily in the liver and are then excreted by the kidneys. Some of the topical corticosteroids and their metabolites are also excreted into the bile.

Nystatin and Triamcinolone Acetonide

During clinical studies of mild to severe manifestations of cutaneous candidiasis, patients treated with nystatin and triamcinolone acetonide showed a faster and more pronounced clearing of erythema and pruritus than patients treated with nystatin or triamcinolone acetonide alone.

INDICATIONS AND USAGE

Nystatin and Triamcinolone Acetonide Cream and Ointment are indicated for the treatment of cutaneous candidiasis; it has been demonstrated that the nystatin-steroid combination provides greater benefit than the nystatin component alone during the first few days of treatment.

CONTRAINDICATIONS

These preparations are contraindicated in those patients with a history of hypersensitivity to any of their components.

PRECAUTIONS

General

Systemic absorption of topical corticosteroids has produced reversible hypothalamic-pituitary-adrenal (HPA) axis suppression, manifestations of Cushing's syndrome, hyperglycemia, and glucosuria in some patients. Conditions that augment systemic absorption include application of the more potent steroids, use over large surface areas, prolonged use, and the addition of occlusive dressings (see **DOSAGE AND ADMINISTRATION**).

Therefore, patients receiving a large dose of any potent topical steroid applied to a large surface area should be evaluated periodically for evidence of HPA axis suppression by using the urinary free cortisol and ACTH stimulation tests, and for impairment of internal homeostasis. If HPA axis suppression or elevation of the body temperature occurs, an attempt should be made to withdraw the drug, to reduce the frequency of application, or substitute a less potent steroid.

Recovery of HPA axis function and thermal homeostasis are generally prompt and complete upon discontinuation of the drug. Infrequently, signs and symptoms of steroid withdrawal may occur, requiring supplemental systemic corticosteroids.

Children may absorb proportionally larger amounts of topical corticosteroids and thus be more susceptible to systemic toxicity (see **PRECAUTIONS, Pediatric Use**).

If irritation or hypersensitivity develops with the combination nystatin and triamcinolone acetonide, treatment should be discontinued and appropriate therapy instituted.

Information for the Patient

Patients using this medication should receive the following information and instructions:

1. This medication is to be used as directed by the physician. It is for external use only. Avoid contact with the eyes.
2. Patients should be advised not to use this medication for any disorder other than for which it was prescribed.
3. The treated skin area should not be bandaged or otherwise covered or wrapped as to be occluded (see **DOSAGE AND ADMINISTRATION**).
4. Patients should report any signs of local adverse reactions.
5. When using this medication in the inguinal area, patients should be advised to apply the cream or ointment sparingly and to wear loose fitting clothing.
6. Parents of pediatric patients should be advised not to use tight-fitting diapers or plastic pants on a child being treated in the diaper area, as these garments may constitute occlusive dressings.
7. Patients should be advised on preventive measures to avoid reinfection.

Laboratory Tests

If there is a lack of therapeutic response, appropriate microbiological studies (e.g. KOH smears and/or cultures) should be repeated to confirm the diagnosis and rule out other pathogens, before instituting another course of therapy.

A urinary free cortisol test and ACTH stimulation test may be helpful in evaluating hypothalamic-pituitary-adrenal (HPA) axis suppression due to corticosteroids.

Carcinogenesis, Mutagenesis, and Impairment of Fertility

Long-term animal studies have not been performed to evaluate carcinogenic or mutagenic potential, or possible impairment of fertility in males or females.

Pregnancy Category C

There are no teratogenic studies with combined nystatin and triamcinolone acetonide. Corticosteroids are generally teratogenic in laboratory animals when administered systemically at relatively low dosage levels. The more potent corticosteroids have been shown to be teratogenic after dermal application in laboratory animals. Therefore, any topical corticosteroid preparation should be used during pregnancy only if the potential benefit justifies the potential risk to the fetus.

Topical preparations containing corticosteroids should not be used extensively on pregnant patients, in large amounts, or for prolonged periods of time.

Nursing Mothers

It is not known whether any component of this preparation is excreted in human milk. Because many drugs are excreted in human milk, caution should be exercised during the use of this preparation by a nursing woman.

Pediatric Use

In clinical studies of a limited number of pediatric patients ranging from two months through 12 years, nystatin and triamcinolone acetonide cream formulation cleared or significantly ameliorated the disease state in most patients.

Pediatric patients may demonstrate greater susceptibility to topical corticosteroid-induced hypothalamic-pituitary-adrenal (HPA) axis suppression and Cushing's syndrome than mature patients because of a larger skin surface area to body weight ratio.

HPA axis suppression, Cushing's syndrome, and intracranial hypertension have been reported in children receiving topical corticosteroids. Manifestations of adrenal suppression in children include linear growth retardation, delayed weight gain, low plasma cortisol levels, and absence of response to ACTH stimulation. Manifestations of intracranial hypertension include bulging fontanelles, headaches, and bilateral papilledema.

Administration of topical corticosteroids to children should be limited to the least amount compatible with an effective therapeutic regimen. Chronic corticosteroid therapy may interfere with the growth and development of children.

ADVERSE REACTIONS

A single case (approximately one percent of patients studied) of acneiform eruption occurred with use of combined nystatin and triamcinolone acetonide in clinical studies.

Nystatin is virtually nontoxic and nonsensitizing and is well tolerated by all age groups, even during prolonged use. Rarely, irritation may occur.

The following local adverse reactions are reported infrequently with topical corticosteroids (reactions are listed in an approximate decreasing order of occurrence): burning, itching, irritation, dryness, folliculitis, hypertrichosis, acneiform eruptions, hypopigmentation, perioral dermatitis, allergic contact dermatitis, maceration of the skin, perioral secondary infection, skin atrophy, striae and miliaria.

OVERDOSAGE

Topically applied corticosteroids can be absorbed in sufficient amounts to produce systemic effects (see **PRECAUTIONS, General**); however, acute overdosage and serious adverse effects with dermatologic use are unlikely.

DOSAGE AND ADMINISTRATION

Nystatin and Triamcinolone Acetonide Cream is usually applied to the affected areas twice daily in the morning and evening by gently and thoroughly massaging the preparation into the skin. The cream should be discontinued if symptoms persist after 25 days of therapy (see **PRECAUTIONS, Laboratory Tests**).

A thin film of Nystatin and Triamcinolone Acetonide Ointment is usually applied to the affected areas twice daily in the morning and evening. The preparation should be discontinued if symptoms persist after 25 days of therapy (see **PRECAUTIONS, Laboratory Tests**).

Nystatin and Triamcinolone Acetonide Cream and Ointment should not be used with occlusive dressings.

HOW SUPPLIED

Nystatin and Triamcinolone Acetonide Cream is supplied in

15 g tubes	NDC 54868-0295- 1
30 g tubes	NDC 54868-0295- 2
60 g tubes	NDC 54868-0295- 3

STORAGE

Store at 20°-25°C (68°-77°F) [see USP Controlled Room Temperature]. Avoid freezing.

Mfd. by: Taro Pharmaceuticals Inc., Brampton, Ontario, Canada L6T 1C1

Revised: September, 2004

PK-1111-2
141

Additional bar code label applied by:
Physicians Total Care, Inc.
Tulsa, Oklahoma 74146

PRINCIPAL DISPLAY PANEL - 30 g Tube Carton

NDC 54868-0295-2

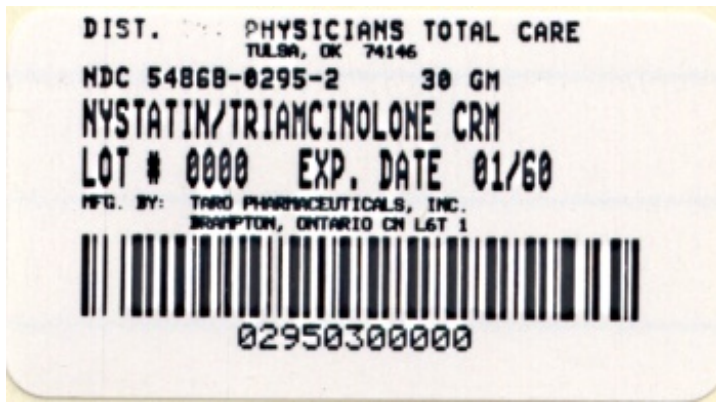
30 g

**Nystatin and Triamcinolone
Acetonide Cream USP**

FOR DERMATOLOGIC USE ONLY.
NOT FOR OPHTHALMIC USE.

Rx only

Keep this and all medications out of the reach of children.



NYSTATIN AND TRIAMCINOLONE ACETONIDE

nystatin and triamcinolone acetonide cream

Product Information

Product Type	HUMAN PRESCRIPTION DRUG	Item Code (Source)	NDC:54868-0295(NDC:51672-1263)
Route of Administration	TOPICAL		

Active Ingredient/Active Moiety

Ingredient Name	Basis of Strength	Strength
Nystatin (UNII: BDF1O1C72E) (Nystatin - UNII:BDF1O1C72E)	Nystatin	100000 [USPU] in 1 g
Triamcinolone Acetonide (UNII: F446C597KA) (Triamcinolone - UNII:1ZK20VI6TY)	Triamcinolone Acetonide	1 mg in 1 g

Inactive Ingredients

Ingredient Name	Strength
polysorbate 60 (UNII: CAL22UVI4M)	
aluminum hydroxide (UNII: 5QB0T2IUN0)	
titanium dioxide (UNII: 15FIX9V2JP)	
glyceryl monostearate (UNII: 230OU9XXE4)	
sorbic acid (UNII: X045WJ989B)	
propylene glycol (UNII: 6DC9Q167V3)	
petrolatum (UNII: 4T6H12BN9U)	
methylparaben (UNII: A218C7H9T)	
propylparaben (UNII: Z8IX2SC1OH)	
Sorbitol (UNII: 506T60A25R)	

Product Characteristics

Color	YELLOW (light yellow to buff color)	Score	
Shape		Size	
Flavor		Imprint Code	

Contains**Packaging**

#	Item Code	Package Description	Marketing Start Date	Marketing End Date
1	NDC:54868-0295-1	1 in 1 CARTON		
1		15 g in 1 TUBE		
2	NDC:54868-0295-2	1 in 1 CARTON		
2		30 g in 1 TUBE		
3	NDC:54868-0295-3	1 in 1 CARTON		
3		60 g in 1 TUBE		

Marketing Information

Marketing Category	Application Number or Monograph Citation	Marketing Start Date	Marketing End Date
ANDA	ANDA062364	12/22/1987	

Labeler - Physicians Total Care, Inc. (194123980)**Establishment**

Name	Address	ID/FEI	Business Operations
Physicians Total Care, Inc.		194123980	relabel

Revised: 12/2011

Physicians Total Care, Inc.