

**PREDNISOLONE ACETATE- prednisolone acetate suspension/ drops
Lupin Pharmaceuticals, Inc.**

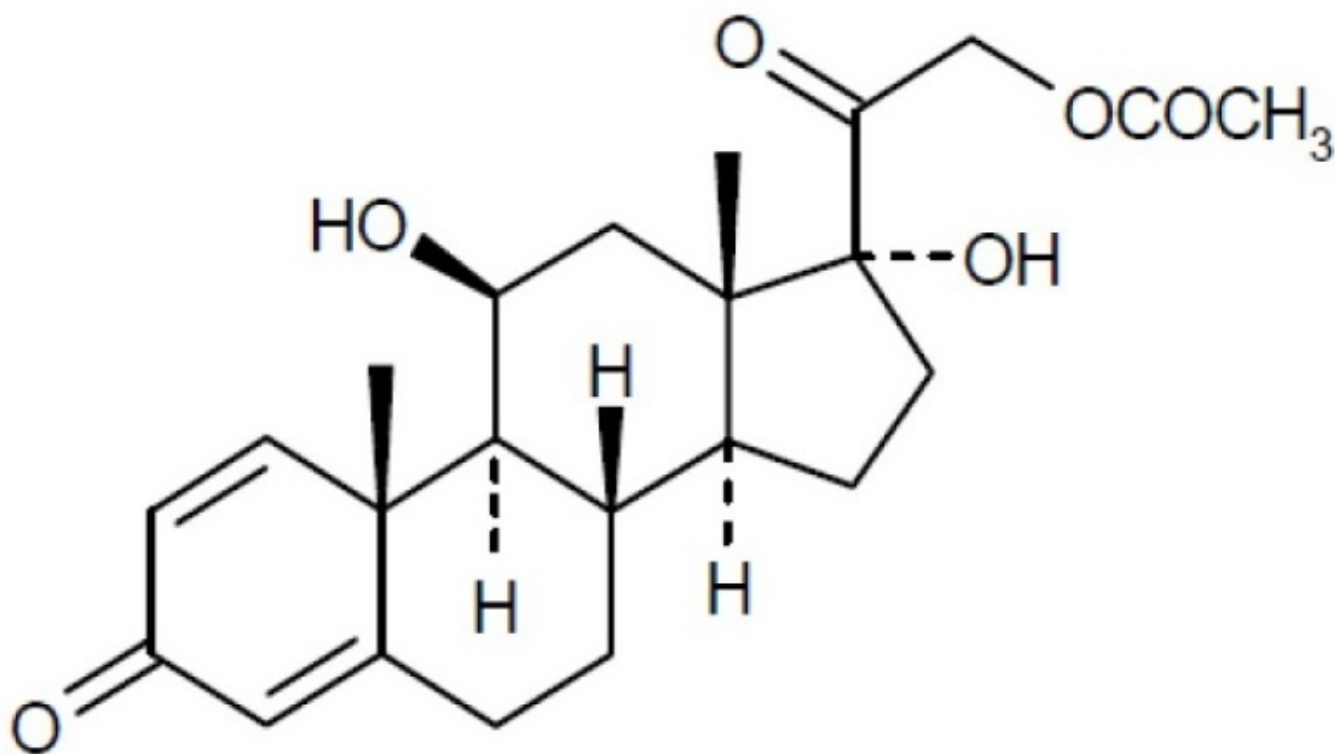
Prednisolone Acetate Ophthalmic Suspension USP, 1%

STERILE

Rx Only

DESCRIPTION

Prednisolone acetate ophthalmic suspension USP, 1% is a sterile, topical anti-inflammatory agent for ophthalmic use. Its chemical name is 11 β ,17, 21-Trihydroxypregna-1,4-diene-3, 20-dione 21-acetate and it has the following structure:



Prednisolone Acetate

Each mL of prednisolone acetate ophthalmic suspension USP contains:

Active: prednisolone acetate (micronized) 1%

Inactive: benzalkonium chloride as preservative, boric acid, edetate disodium, hypromellose, polysorbate 80, sodium bisulfite, sodium chloride, sodium citrate and

water for injection.

The pH during its shelf life ranges from 5.0 to 6.0.

CLINICAL PHARMACOLOGY

Prednisolone acetate is a glucocorticoid that, on the basis of weight, has 3 to 5 times the anti-inflammatory potency of hydrocortisone. Glucocorticoids inhibit the edema, fibrin deposition, capillary dilation, and phagocytic migration of the acute inflammatory response, as well as capillary proliferation, deposition of collagen, and scar formation.

INDICATIONS AND USAGE

Prednisolone acetate ophthalmic suspension is indicated for the treatment of steroid-responsive inflammation of the palpebral and bulbar conjunctiva, cornea, and anterior segment of the globe.

CONTRAINDICATIONS

Prednisolone acetate ophthalmic suspension is contraindicated in acute untreated purulent ocular infections, in most viral diseases of the cornea and conjunctiva including epithelial herpes simplex keratitis (dendritic keratitis), vaccinia, and varicella, and also in mycobacterial infection of the eye and fungal diseases of ocular structures.

Prednisolone acetate ophthalmic suspension is also contraindicated in individuals with known or suspected hypersensitivity to any of the ingredients of this preparation and to other corticosteroids.

WARNINGS

Prolonged use of corticosteroids may result in posterior subcapsular cataract formation and may increase intraocular pressure in susceptible individuals, resulting in glaucoma with damage to the optic nerve, defects in visual acuity and fields of vision. Prolonged use may also suppress the host immune response and thus increase the hazard of secondary ocular infections.

If this product is used for 10 days or longer, intraocular pressure should be routinely monitored even though it may be difficult in children and uncooperative patients. Steroids should be used with caution in the presence of glaucoma. Intraocular pressure should be checked frequently.

Various ocular diseases and long-term use of topical corticosteroids have been known to cause corneal and scleral thinning. Use of topical corticosteroids in the presence of thin corneal or scleral tissue may lead to perforation.

Acute purulent infections of the eye may be masked or activity enhanced by the presence of corticosteroid medication.

The use of steroids after cataract surgery may delay healing and increase the incidence of bleb formation.

Use of ocular steroids may prolong the course and may exacerbate the severity of many viral infections of the eye (including herpes simplex). Employment of a corticosteroid medication in the treatment of patients with a history of herpes simplex requires great caution; frequent slit lamp microscopy is recommended.

Prednisolone acetate ophthalmic suspension contains sodium bisulfite, a sulfite that may cause allergic-type reactions, including anaphylactic symptoms and life-threatening or less severe asthmatic episodes in certain susceptible people. The overall prevalence of sulfite sensitivity in the general population is unknown and probably low. Sulfite sensitivity is seen more frequently in asthmatic than in non-asthmatic people.

PRECAUTIONS

General

The initial prescription and renewal of the medication order beyond 20 milliliters of prednisolone acetate ophthalmic suspension should be made by a physician only after examination of the patient with the aid of magnification, such as slit lamp biomicroscopy, and, where appropriate, fluorescein staining. If signs and symptoms fail to improve after 2 days, the patient should be re-evaluated.

As fungal infections of the cornea are particularly prone to develop coincidentally with long-term local corticosteroid applications, fungal invasion should be suspected in any persistent corneal ulceration where a corticosteroid has been used or is in use. Fungal cultures should be taken when appropriate.

Information for Patients

Advise patients that if eye inflammation or pain persists longer than 48 hours or becomes aggravated, they should consult a physician.

Advise patients that to prevent eye injury or contamination, care should be taken to avoid touching the bottle tip to eyelids or to any other surface. The use of this bottle by more than one person may spread infection. Keep bottle tightly closed when not in use. Keep out of the reach of children.

Advise patients that prednisolone acetate ophthalmic suspension contains benzalkonium chloride, which may be absorbed by soft contact lenses. Contact lenses should be removed prior to application of prednisolone acetate ophthalmic suspension and may be reinserted 15 minutes following its administration.

Carcinogenesis, Mutagenesis, Impairment of Fertility

No studies have been conducted in animals or in humans to evaluate the potential of these effects.

Pregnancy

Prednisolone has been shown to be teratogenic in mice when given in doses 1 to 10 times the human dose. Dexamethasone, hydrocortisone, and prednisolone were ocularly applied to both eyes of pregnant mice five times per day on days 10 through 13 of gestation. A significant increase in the incidence of cleft palate was observed in the

fetuses of the treated mice. There are no adequate well-controlled studies in pregnant women. Prednisolone should be used during pregnancy only if the potential benefit justifies the potential risk to the fetus.

Nursing Mothers

It is not known whether topical ophthalmic administration of corticosteroids could result in sufficient systemic absorption to produce detectable quantities in breast milk. Systemically administered corticosteroids appear in human milk and could suppress growth, interfere with endogenous corticosteroid production, or cause other untoward effects. Because of the potential for serious adverse reactions in nursing infants from prednisolone, a decision should be made whether to discontinue nursing or to discontinue the drug, taking into account the importance of the drug to the mother.

Pediatric Use

The safety and effectiveness in pediatric patients have been established. Use in pediatric patients is supported by evidence from adequate and well-controlled studies of prednisolone acetate ophthalmic suspension in adults with additional data in pediatric patients.

Geriatric Use

No overall differences in safety or effectiveness have been observed between elderly and younger patients.

ADVERSE REACTIONS

The following adverse reactions have been identified during use of Prednisolone acetate ophthalmic suspension. Because reactions are reported voluntarily from a population of uncertain size, it is not always possible to reliably estimate their frequency or establish a causal relationship to drug exposure.

Adverse reactions include elevation of intraocular pressure (IOP) with possible development of glaucoma and infrequent optic nerve damage, posterior subcapsular cataract formation, and delayed wound healing.

The development of secondary ocular infection (bacterial, fungal, and viral) has occurred. Fungal and viral infections of the cornea are particularly prone to develop coincidentally with long-term applications of steroids. The possibility of fungal invasion should be considered in any persistent corneal ulceration where steroid treatment has been used (see *PRECAUTIONS*).

Other adverse reactions reported with the use of prednisolone acetate ophthalmic suspension include: allergic reactions; dysgeusia; eye pain; foreign body sensation; headache; pruritus; rash; transient burning and stinging upon instillation and other minor symptoms of ocular irritation; urticaria; and visual disturbance (blurry vision).

Keratitis, conjunctivitis, corneal ulcers, mydriasis, conjunctival hyperemia, loss of accommodation and ptosis have occasionally been reported following local use of corticosteroids. Corticosteroid-containing preparations have also been reported to cause acute anterior uveitis and perforation of the globe.

To report SUSPECTED ADVERSE REACTIONS, contact Lupin Pharmaceuticals, Inc at 1-800-399-2561 or FDA at 1-800-FDA-1088 or www.fda.gov/medwatch.

OVERDOSAGE

Overdosage will not ordinarily cause acute problems. If accidentally ingested, drink fluids to dilute.

DOSAGE AND ADMINISTRATION

Shake well before using. Instill one to two drops into the conjunctival sac two to four times daily. During the initial 24 to 48 hours, the dosing frequency may be increased if necessary. Care should be taken not to discontinue therapy prematurely.

If signs and symptoms fail to improve after 2 days, the patient should be re-evaluated (*see PRECAUTIONS*).

HOW SUPPLIED

Prednisolone acetate ophthalmic suspension USP, 1% is supplied sterile in opaque white bottle with opaque white nozzle with pink cap as follows:

NDC 70748-332-02: 5 mL in 10 mL bottle

NDC 70748-332-03: 10 mL in 15 mL bottle

NDC 70748-332-04: 15 mL in 15 mL bottle

Storage: Store at up to 25°C (77°F). Protect from freezing. Store in an upright position.

LUPIN and the  are registered trademarks of Lupin Pharmaceuticals, Inc.

Manufactured for:

Lupin Pharmaceuticals, Inc.

Baltimore, Maryland 21202

United States.

Manufactured by:

Lupin Limited

Pithampur (M. P.) - 454 775

India.

Revised: June 2024

ID#: 277069

PACKAGE LABEL.PRINCIPAL DISPLAY PANEL

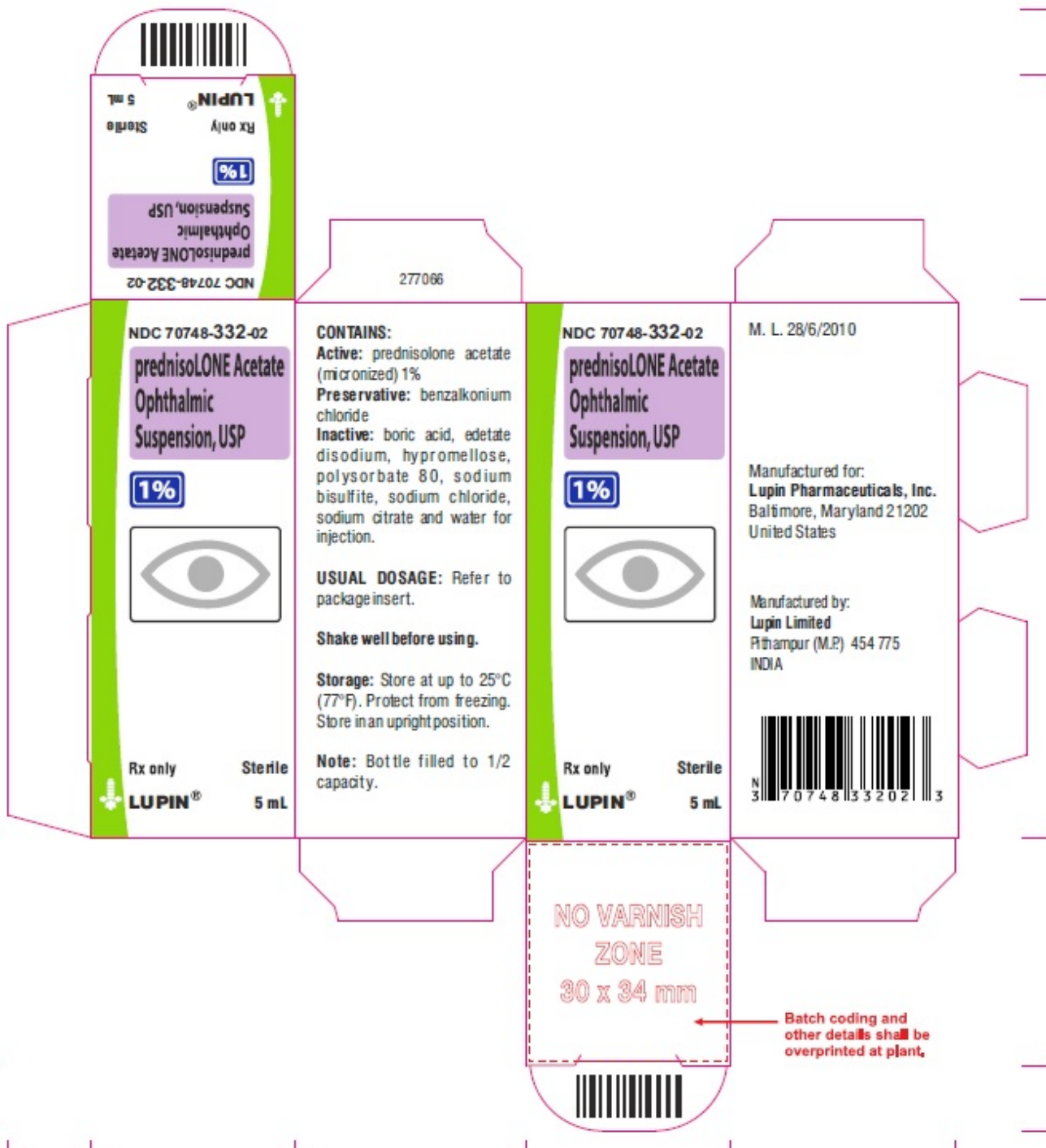
NDC 70748-332-02

Rx Only

Prednisolone Acetate Ophthalmic Suspension, USP 1%

Sterile

5 mL



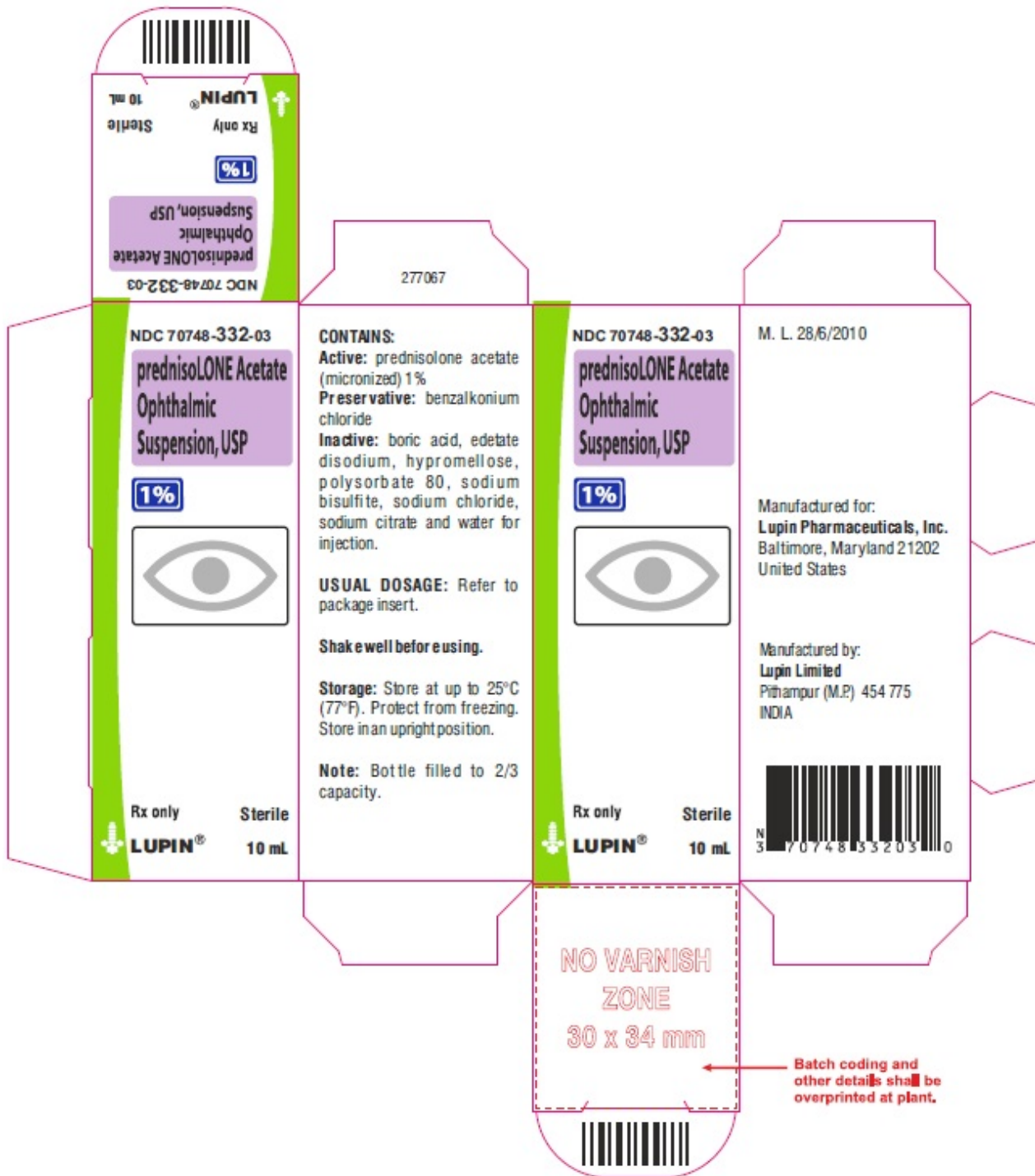
NDC 70748-332-03

Rx Only

Prednisolone Acetate Ophthalmic Suspension, USP 1%

Sterile

10 mL



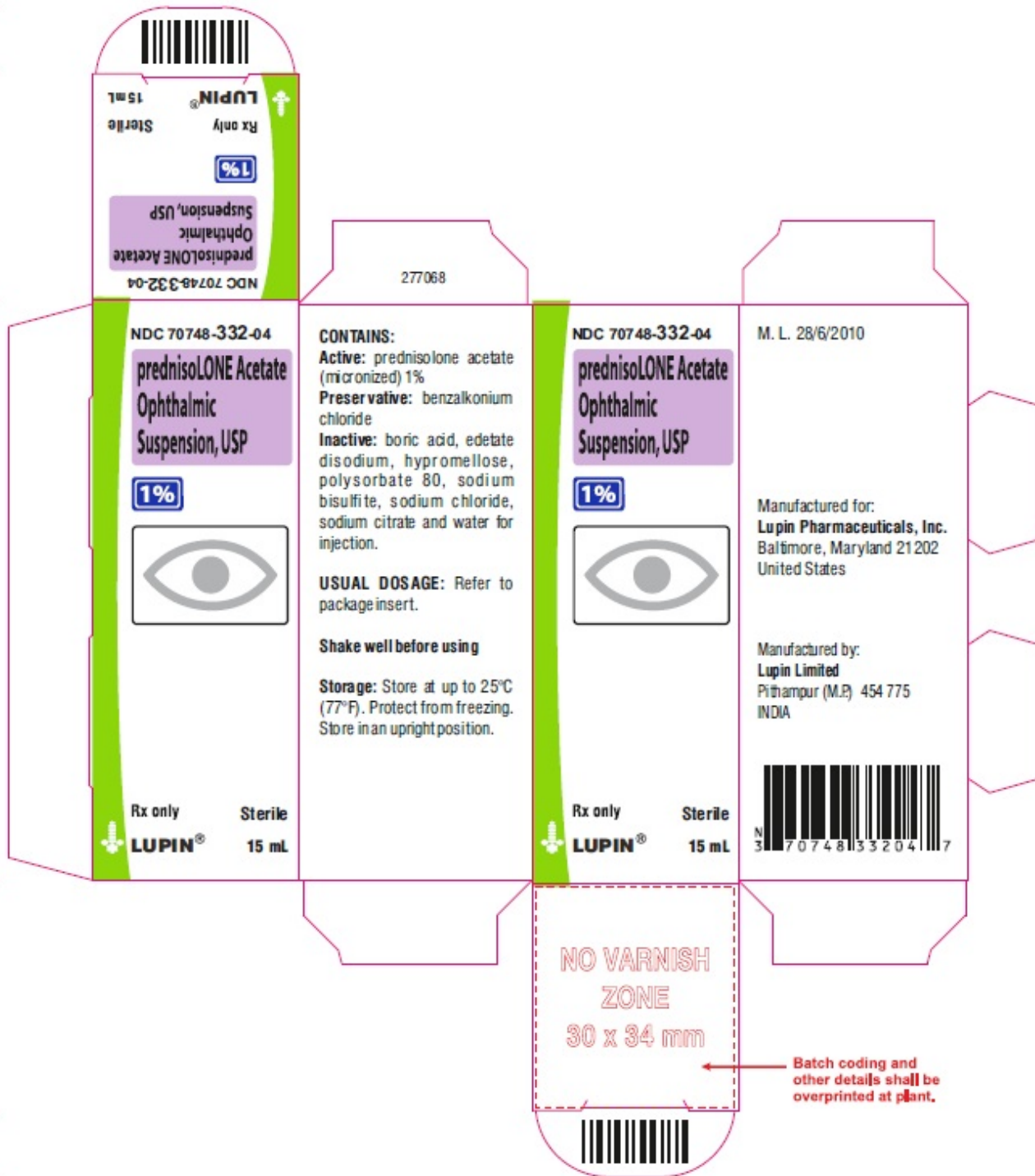
NDC 70748-332-04

Rx Only

Prednisolone Acetate Ophthalmic Suspension, USP 1%

Sterile

15 mL



PREDNISOLONE ACETATE

prednisolone acetate suspension/ drops

Product Information

Product Type	HUMAN PRESCRIPTION DRUG	Item Code (Source)	NDC:70748-332
Route of Administration	OPHTHALMIC		

Active Ingredient/Active Moiety				
Ingredient Name			Basis of Strength	Strength
PREDNISOLONE ACETATE (UNII: 8B2807733D) (PREDNISOLONE - UNII:9PHQ9Y1OLM)			PREDNISOLONE ACETATE	10 mg in 1 mL
Inactive Ingredients				
Ingredient Name				Strength
BENZALKONIUM CHLORIDE (UNII: F5UM2KM3W7)				
EDETATE DISODIUM (UNII: 7FLD91C86K)				
POLYSORBATE 80 (UNII: 6OZP39ZG8H)				
SODIUM BISULFITE (UNII: TZX5469Z6I)				
HYPROMELLOSE 2906 (4000 MPA.S) (UNII: 5EYA69XGAT)				
BORIC ACID (UNII: R57ZHV85D4)				
TRISODIUM CITRATE DIHYDRATE (UNII: B22547B95K)				
SODIUM CHLORIDE (UNII: 451W47IQ8X)				
WATER (UNII: 059QF0KO0R)				
Packaging				
#	Item Code	Package Description	Marketing Start Date	Marketing End Date
1	NDC:70748-332-03	1 in 1 CARTON	10/11/2024	
1		10 mL in 1 BOTTLE; Type 2: Prefilled Drug Delivery Device/System (syringe, patch, etc.)		
2	NDC:70748-332-02	1 in 1 CARTON	10/11/2024	
2		5 mL in 1 BOTTLE; Type 2: Prefilled Drug Delivery Device/System (syringe, patch, etc.)		
3	NDC:70748-332-04	1 in 1 CARTON	10/11/2024	
3		15 mL in 1 BOTTLE; Type 2: Prefilled Drug Delivery Device/System (syringe, patch, etc.)		
Marketing Information				
Marketing Category	Application Number or Monograph Citation	Marketing Start Date	Marketing End Date	
ANDA	ANDA216935	10/11/2024		

Labeler - Lupin Pharmaceuticals, Inc. (089153071)

Registrant - LUPIN LIMITED (675923163)

Establishment

Name	Address	ID/FEI	Business Operations
LUPIN LIMITED		863645527	MANUFACTURE(70748-332) , PACK(70748-332)

