

ACETYLCYSTEINE- acetylcysteine solution
Fresenius Kabi USA, LLC

ACETYLCYSTEINE

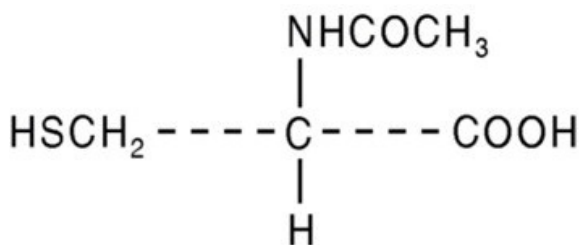
SOLUTION, USP

Sterile, Not For Injection

PRESERVATIVE FREE

DESCRIPTION:

Acetylcysteine Solution, USP is for inhalation (mucolytic agent) or oral administration (acetaminophen antidote), available as a sterile, unpreserved solution (NOT FOR INJECTION). The solutions contain 20% (200 mg/mL) or 10% (100 mg/mL) acetylcysteine, with disodium edetate in purified water. Sodium hydroxide and/or hydrochloric acid is added to adjust pH (range 6.0 to 7.5). Acetylcysteine is the N-acetyl derivative of the naturally-occurring amino acid, cysteine. The compound is a white crystalline powder with the molecular formula $C_5H_9NO_3S$, a molecular weight of 163.2, and chemical name of N-acetyl-L-cysteine. Acetylcysteine has the following structural formula:



This product contains the following inactive ingredients: disodium edetate, sodium hydroxide, purified water, and hydrochloric acid, if necessary.

ACETYLCYSTEINE AS A MUCOLYTIC AGENT

CLINICAL PHARMACOLOGY:

The viscosity of pulmonary mucous secretions depends on the concentrations of mucoprotein and, to a lesser extent, deoxyribonucleic acid (DNA). The latter increases with increasing purulence owing to the presence of cellular debris. The mucolytic action of acetylcysteine is related to the sulfhydryl group in the molecule. This group probably "opens" disulfide linkages in mucus thereby lowering the viscosity. The mucolytic activity of acetylcysteine is unaltered by the presence of DNA, and increases with increasing pH. Significant mucolysis occurs between pH 7 and 9.

Acetylcysteine undergoes rapid deacetylation *in vivo* to yield cysteine or oxidation to yield diacetylcystine.

Occasionally, patients exposed to the inhalation of an acetylcysteine aerosol respond with the development of increased airways obstruction of varying and unpredictable severity. Those patients who are reactors cannot be identified *a priori* from a random patient population. Even when patients are known to have reacted previously to the inhalation of an acetylcysteine aerosol, they may not react during a subsequent treatment. The converse is also true; patients who have had inhalation treatments of acetylcysteine without incident may still react to subsequent inhalation with increased airways obstruction. Most patients with bronchospasm are quickly relieved by the use of a bronchodilator given by nebulization. If bronchospasm progresses, the medication should be discontinued immediately.

INDICATIONS AND USAGE:

Acetylcysteine Solution, USP is indicated as adjuvant therapy for patients with abnormal, viscid, or inspissated mucous secretions in such conditions as:

Chronic bronchopulmonary disease (chronic emphysema, emphysema with bronchitis, chronic asthmatic bronchitis, tuberculosis, bronchiectasis and primary amyloidosis of the lung)

Acute bronchopulmonary disease (pneumonia, bronchitis, tracheobronchitis)

Pulmonary complications of cystic fibrosis

Tracheostomy care

Pulmonary complications associated with surgery

Use during anesthesia

Post-traumatic chest conditions

Atelectasis due to mucous obstruction

Diagnostic bronchial studies (bronchograms, bronchospirrometry, and bronchial wedge catheterization)

CONTRAINDICATIONS:

Acetylcysteine is contraindicated in those patients who are sensitive to it.

WARNINGS:

After proper administration of acetylcysteine, an increased volume of liquified bronchial secretions may occur. When cough is inadequate, the airway must be maintained open by mechanical suction if necessary. When there is a mechanical block due to foreign body or local accumulation, the airway should be cleared by endotracheal aspiration, with or without bronchoscopy. Asthmatics under treatment with acetylcysteine should be watched carefully. Most patients with bronchospasm are quickly relieved by the use of a bronchodilator given by nebulization. If bronchospasm progresses, the medication should be discontinued immediately.

PRECAUTIONS:

General

With the administration of acetylcysteine, the patient may observe initially a slight disagreeable odor that is soon not noticeable. With a face mask there may be stickiness on the face after nebulization. This is easily removed by washing with water.

Under certain conditions, a color change may occur in acetylcysteine in the opened bottle. The light purple color is the result of a chemical reaction which does not significantly affect the safety or mucolytic effectiveness of acetylcysteine. Continued nebulization of acetylcysteine solution with a dry gas will result in an increased concentration of the drug in the nebulizer because of evaporation of the solvent. Extreme concentration may impede nebulization and efficient delivery of the drug. Dilution of the nebulizing solution with appropriate amounts of Sterile Water for Injection, USP, as concentration occurs, will obviate this problem.

Drug Interactions

Drug stability and safety of acetylcysteine when mixed with other drugs in a nebulizer have not been established.

Carcinogenesis, Mutagenesis, Impairment of Fertility

Carcinogenesis

Carcinogenicity studies in laboratory animals have not been performed with

acetylcysteine alone, nor with acetylcysteine in combination with isoproterenol.

Long-term oral studies of acetylcysteine alone in rats (12 months of treatment followed by 6 months of observation) at doses up to 1,000 mg/kg/day (5.2 times the human mucolytic dose) provided no evidence of oncogenic activity.

Mutagenesis

Published data ¹ indicate that acetylcysteine is not mutagenic in the Ames test, both with and without metabolic activation.

Impairment of Fertility

A reproductive toxicity test to assess potential impairment of fertility was performed with acetylcysteine (10%) combined with isoproterenol (0.05%) and administered as an aerosol into a chamber of 12.43 cubic meters. The combination was administered for 25, 30, or 35 minutes twice a day for 68 days before mating, to 200 male and 150 female rats; no adverse effects were noted in dams or pups. Females after mating were continued on treatment for the next 42 days.

Reproductive toxicity studies of acetylcysteine in the rat given oral doses of acetylcysteine up to 1,000 mg/kg (5.2 times the human mucolytic dose) have also been reported in the literature. ¹ The only adverse effect observed was a slight non-dose-related reduction in fertility at dose levels of 500 or 1,000 mg/kg/day (2.6 or 5.2 times the human mucolytic dose) in the Segment I study.

Pregnancy

Teratogenic Effects: Pregnancy Category B

In a teratology study of acetylcysteine in the rabbit, oral doses of 500 mg/kg/day (2.6 times the human mucolytic dose) were administered to pregnant does by intubation on days 6 through 16 of gestation. Acetylcysteine was found to be nonteratogenic under the conditions of the study.

In the rabbit, two groups (one of 14 and one of 16 pregnant females) were exposed to an aerosol of 10% acetylcysteine and 0.05% isoproterenol hydrochloride for 30 and 35 minutes twice a day from the 6th through the 18th day of pregnancy. No teratogenic effects were observed among the offspring.

Teratology and a perinatal or postnatal toxicity study in rats were performed with a combination of acetylcysteine and isoproterenol administered by the inhalation route. In the rat, two groups of 25 pregnant females each were exposed to the aerosol for 30 and 35 minutes, respectively, twice a day from the 6th through the 15th day of gestation. No teratogenic effects were observed among the offspring.

In the pregnant rat (30 rats per group), twice-daily exposure to an aerosol of acetylcysteine and isoproterenol for 30 or 35 minutes from the 15th day of gestation through the 21st day postpartum was without adverse effect on dams or newborns.

Reproduction studies of acetylcysteine with isoproterenol have been performed in rats and of acetylcysteine alone in rabbits at doses up to 2.6 times the human dose. These have revealed no evidence of impaired fertility or harm to the fetus due to acetylcysteine. There are, however, no adequate and well-controlled studies in pregnant women. Because animal reproduction studies may not always be predictive of human responses, this drug should be used during pregnancy only if clearly needed.

Nursing Mothers

It is not known whether this drug is excreted in human milk. Because many drugs are excreted in human milk, caution should be exercised when acetylcysteine is administered to a nursing woman.

ADVERSE REACTIONS:

Adverse effects have included stomatitis, nausea, vomiting, fever, rhinorrhea, drowsiness, clamminess, chest tightness, and bronchoconstriction. Clinically overt acetylcysteine induced bronchospasm occurs infrequently and unpredictably even in

patients with asthmatic bronchitis or bronchitis complicating bronchial asthma.

Acquired sensitization to acetylcysteine has been reported rarely. Reports of sensitization in patients have not been confirmed by patch testing. Sensitization has been confirmed in several inhalation therapists who reported a history of dermal eruptions after frequent and extended exposure to acetylcysteine.

Reports of irritation to the tracheal and bronchial tracts have been received and although hemoptysis has occurred in patients receiving acetylcysteine such findings are not uncommon in patients with bronchopulmonary disease and a causal relationship has not been established.

DOSAGE AND ADMINISTRATION:

General

Acetylcysteine is available in rubber stoppered glass vials containing 4, 10, or 30 mL. The 20% solution may be diluted to a lesser concentration with either Sodium Chloride Injection, Sodium Chloride Inhalation Solution, Sterile Water for Injection, or Sterile Water for Inhalation. The 10% solution may be used undiluted.

Acetylcysteine does not contain an antimicrobial agent, and care must be taken to minimize contamination of the sterile solution. If only a portion of the solution in a vial is used for inhalation, store the remainder in a refrigerator and use within 96 hours.

Nebulization-face mask, mouth piece, tracheostomy

When nebulized into a face mask, mouth piece, or tracheostomy, 1 to 10 mL of the 20% solution or 2 to 20 mL of the 10% solution may be given every 2 to 6 hours; the recommended dose for most patients is 3 to 5 mL of the 20% solution or 6 to 10 mL of the 10% solution 3 to 4 times a day.

Nebulization tent, Croupette

In special circumstances it may be necessary to nebulize into a tent or Croupette, and this method of use must be individualized to take into account the available equipment and the patient's particular needs. This form of administration requires very large volumes of the solution, occasionally as much as 300 mL during a single treatment period.

If a tent or Croupette must be used, the recommended dose is the volume of acetylcysteine (using 10% or 20%) that will maintain a very heavy mist in the tent or Croupette for the desired period. Administration for intermittent or continuous prolonged periods, including overnight, may be desirable.

Direct Instillation

When used by direct instillation, 1 to 2 mL of a 10% to 20% solution may be given as often as every hour. When used for the routine nursing care of patients with tracheostomy, 1 to 2 mL of a 10% to 20% solution may be given every 1 to 4 hours by instillation into the tracheostomy.

Acetylcysteine may be introduced directly into a particular segment of the bronchopulmonary tree by inserting (under local anesthesia and direct vision) a small plastic catheter into the trachea. Two to 5 mL of the 20% solution may then be instilled by means of a syringe connected to the catheter.

Acetylcysteine may also be given through a percutaneous intratracheal catheter. One to 2 mL of the 20% or 2 to 4 mL of the 10% solution every 1 to 4 hours may then be given by a syringe attached to the catheter.

Diagnostic Bronchograms

For diagnostic bronchial studies, two or three administrations of 1 to 2 mL of the 20% solution or 2 to 4 mL of the 10% solution should be given by nebulization or by instillation intratracheally, prior to the procedure.

Administration of Aerosol

Materials

Acetylcysteine may be administered using conventional nebulizers made of plastic or

glass. Certain materials used in nebulization equipment react with acetylcysteine. The most reactive of these are certain metals (notably iron and copper) and rubber. Where materials may come into contact with acetylcysteine solution, parts made of the following acceptable materials should be used: glass, plastic, aluminum, anodized aluminum, chromed metal, tantalum, sterling silver, or stainless steel. Silver may become tarnished after exposure, but this is not harmful to the drug action or to the patient.

Nebulizing Gases

Compressed tank gas (air) or an air compressor should be used to provide pressure for nebulizing the solution. Oxygen may also be used but should be used with the usual precautions in patients with severe respiratory disease and CO₂ retention.

Apparatus

Acetylcysteine is usually administered as fine nebulae and the nebulizer used should be capable of providing optimal quantities of a suitable range of particle sizes.

Commercially available nebulizers will produce nebulae of acetylcysteine satisfactory for retention in the respiratory tract. Most of the nebulizers tested will supply a high proportion of the drug solution as particles of less than 10 microns in diameter. Mitchell² has shown that particles less than 10 microns should be retained in the respiratory tract satisfactorily.

Various intermittent positive pressure breathing devices nebulized acetylcysteine with a satisfactory efficiency including: No. 40 De Vilbiss (The De Vilbiss Co., Somerset, Pennsylvania), and the Bennett Twin-Jet Nebulizer (Puritan Bennett Corp., Oak at 13th., Kansas City, Missouri).

The nebulized solution may be inhaled directly from the nebulizer. Nebulizers may also be attached to the plastic face masks or plastic mouthpieces. Suitable nebulizers may also be fitted for use with the various intermittent positive pressure breathing (IPPB) machines. The nebulizing equipment should be cleaned immediately after use because the residues may clog the smaller orifices or corrode metal parts.

Hand bulbs are not recommended for routine use in nebulizing acetylcysteine because their output is generally too small. Also, some hand-operated nebulizers deliver particles that are larger than optimum for inhalation therapy.

Acetylcysteine should not be placed directly into the chamber of a heated (hot pot) nebulizer. A heated nebulizer may be part of the nebulization assembly to provide a warm saturated atmosphere if the acetylcysteine aerosol is introduced by means of a separate unheated nebulizer. Usual precautions for administration of warm saturated nebulae should be observed.

The nebulized solution may be breathed directly from the nebulizer. Nebulizers may also be attached to plastic face masks, plastic face tents, plastic mouth pieces, conventional plastic oxygen tents, or head tents. Suitable nebulizers may also be fitted for use with the various intermittent positive pressure breathing (IPPB) machines.

The nebulizing equipment should be cleaned immediately after use, otherwise the residues may occlude the fine orifices or corrode metal parts.

Prolonged Nebulization

When three fourths of the initial volume of acetylcysteine solution have been nebulized, a quantity of Sterile Water for Injection, USP (approximately equal to the volume of solution remaining) should be added to the nebulizer. This obviates any concentration of the agent in the residual solvent remaining after prolonged nebulization.

Compatibility

The physical and chemical compatibility of acetylcysteine solutions with certain other drugs that might be concomitantly administered by nebulization, direct instillation, or topical application has been studied.

Acetylcysteine should not be mixed with certain antibiotics. For example, the antibiotics, tetracycline hydrochloride, oxytetracycline hydrochloride, and erythromycin lactobionate, were found to be incompatible when mixed in the same solution. These agents may be administered from separate solutions if administration of these agents is desirable.

The supplying of these data should not be interpreted as a recommendation for combining acetylcysteine with other drugs. The table is not presented as positive assurance that no incompatibility will be present, since these data are based only on short-term compatibility studies done in the Mead Johnson Research Center. Manufacturers may change their formulations, and this could alter compatibilities. These data are intended **to serve only as a guide** for predicting compounding problems.

If it is deemed advisable to prepare an admixture, it should be administered as soon as possible after preparation. Do not store unused mixtures.

IN VITRO COMPATIBILITY ¹ TESTS OF ACETYLCYSTEINE			
PRODUCT AND/OR AGENT	COMPATIBILITY RATING	RATIO TESTED ⁶	
		ACETYLCYSTEINE	PRODUCT OR AGENT
ANESTHETIC GAS			
Halothane	Compatible	20%	Infinite
Nitrous Oxide	Compatible	20%	Infinite
ANESTHETIC LOCAL			
Cocaine HCl	Compatible	10%	5%
Lidocaine HCl	Compatible	10%	2%
Tetracaine HCl	Compatible	10%	1%
ANTIBACTERIALS (A parenteral form of each antibiotic was used)			
Bacitracin ^{2,3} (mix and use at once)	Compatible	10%	5,000 U/mL
Chloramphenicol Sodium Succinate	Compatible	20%	20 mg/mL
Carbenicillin Disodium ² (mix and use at once)	Compatible	10%	125 mg/mL
Gentamicin Sulfate ²	Compatible	10%	20 mg/mL
Kanamycin Sulfate ² (mix and use at once)	Compatible	10%	167 mg/mL
	Compatible	17%	85 mg/mL
Lincomycin HCl ²	Compatible	10%	150 mg/mL
Neomycin Sulfate ²	Compatible	10%	100 mg/mL
Novobiocin Sodium ²	Compatible	10%	25 mg/mL
Penicillin G Potassium ² (mix and use at once)	Compatible	10%	25,000 U/mL
	Compatible	10%	100,000 U/mL
Polymyxin B Sulfate ²	Compatible	10%	50,000 U/mL
Cephalothin Sodium	Compatible	10%	110 mg/mL
Colistimethate Sodium ² (mix and use at once)	Compatible	10%	37.5 mg/mL
Vancomycin HCl ²	Compatible	10%	25 mg/mL
Amphotericin B	Incompatible	4% to 15%	1 to 4 mg/mL
Chlortetracycline HCl ²	Incompatible	10%	12.5 mg/mL
Erythromycin Lactobionate	Incompatible	10%	15 mg/mL
Oxytetracycline HCl	Incompatible	10%	12.5 mg/mL
Ampicillin Sodium	Incompatible	10%	50 mg/mL
Tetracycline HCl	Incompatible	10%	12.5 mg/mL
BRONCHODILATORS			
Isoproterenol HCl ²	Compatible	3.0%	0.5%
Isoproterenol HCl ²	Compatible	10%	0.05%
Isoproterenol HCl ²	Compatible	20%	0.05%
Isoproterenol HCl	Compatible	13.3% (2 parts)	0.33% (1 part)
Isoetharine HCl	Compatible	13.3% (2 parts)	(1 part)
Epinephrine HCl	Compatible	13.3% (2 parts)	0.33% (1 part)
CONTRAST MEDIA			
Iodized Oil	Incompatible	20%/20 mL	40%/10 mL
DECONGESTANTS			

Phenylephrine HCl ²	Compatible	3.0%	0.25%
Phenylephrine HCl	Compatible	13.3% (2 parts)	0.17% (1 part)
ENZYMES			
Chymotrypsin	Incompatible	5%	400 γ/mL
Trypsin	Incompatible	5%	400 γ/mL
SOLVENTS			
Alcohol	Compatible	12%	10% to 20%
Propylene Glycol	Compatible	3%	10%
STERIODS			
Dexamethasone Sodium Phosphate	Compatible	16%	0.8 mg/mL
Prednisolone Sodium Phosphate ⁵	Compatible	16.7%	3.3 mg/mL
OTHER AGENTS			
Hydrogen Peroxide	Incompatible	(All ratios)	
Sodium Bicarbonate	Compatible	20% (1 part)	4.2% (1 part)

1. The rating, **Incompatible**, is based on the formulation of a precipitate, a change in clarity, immiscibility or a rapid loss of potency of acetylcysteine or the active ingredient of the PRODUCT AND/OR AGENT in the admixture.
The rating, **Compatible**, means that there was no significant physical change in the admixture when compared with a control solution of the PRODUCT AND/OR AGENT, and that there was no predicted chemical incompatibility. All of the admixtures have been tested for short-term chemical compatibility by assaying for the concentration of acetylcysteine after mixing.
2. The active ingredient in the PRODUCT AND/OR AGENT was also assayed after mixing. Some of the admixtures developed minor physical changes which were considered to be insufficient to rate the admixtures **incompatible**. These are listed in footnotes 3, 4, and 5.
3. A strong odor developed after storage for 24 hours at room temperature.
4. The admixture was a slightly darker shade of yellow than a control solution of the PRODUCT AND/OR AGENT.
5. A light tan color developed after storage for 24 hours at room temperature.
6. Entries are final concentrations. Values in parentheses relate volumes of acetylcysteine solutions to volume of test solutions.

ACETYL CYSTEINE AS AN ANTIDOTE FOR ACETAMINOPHEN OVERDOSE

CLINICAL PHARMACOLOGY:

(Antidotal) Acetaminophen is rapidly absorbed from the upper gastrointestinal tract with peak plasma levels occurring between 30 and 60 minutes after therapeutic doses and usually within 4 hours following an overdose. The parent compound, which is nontoxic, is extensively metabolized in the liver to form principally the sulfate and glucuronide conjugates which are also nontoxic and are rapidly excreted in the urine. A small fraction of an ingested dose is metabolized in the liver by the cytochrome P-450 mixed function oxidase enzyme system to form a reactive, potentially toxic, intermediate metabolite which preferentially conjugates with hepatic glutathione to form the nontoxic cysteine and mercapturic acid derivatives which are then excreted by the kidney. Therapeutic doses of acetaminophen do not saturate the glucuronide and sulfate conjugation pathways and do not result in the formation of sufficient reactive metabolite to deplete glutathione stores. However, following ingestion of a large overdose (150 mg/kg or greater) the glucuronide and sulfate conjugation pathways are saturated resulting in a larger fraction of the drug being metabolized via the P-450 pathway. The increased formation of reactive metabolite may deplete the hepatic stores of glutathione with subsequent binding of the metabolite to protein molecules within the hepatocyte resulting in cellular necrosis.

Acetylcysteine has been shown to reduce the extent of liver injury following acetaminophen overdose. Its effectiveness depends on early oral administration, with benefit seen principally in patients treated within 16 hours of the overdose.

Acetylcysteine probably protects the liver by maintaining or restoring the glutathione levels, or by acting as an alternate substrate for conjugation with, and thus detoxification of, the reactive metabolite.

INDICATIONS AND USAGE:

Acetylcysteine Solution, USP administered orally, is indicated as an antidote to prevent or lessen hepatic injury which may occur following the ingestion of a potentially hepatotoxic quantity of acetaminophen.

It is essential to initiate treatment as soon as possible after the overdose and, in any case, within 24 hours of ingestion.

CONTRAINDICATIONS:

There are no contraindications to oral administration of acetylcysteine in the treatment of acetaminophen overdose.

WARNINGS:

Generalized urticaria has been observed rarely in patients receiving oral acetylcysteine for acetaminophen overdose. If this occurs or other allergic symptoms appear, treatment with acetylcysteine should be discontinued unless it is deemed essential and the allergic symptoms can be otherwise controlled.

If encephalopathy due to hepatic failure becomes evident, acetylcysteine treatment should be discontinued to avoid further administration of nitrogenous substances. There are no data indicating that acetylcysteine influences hepatic failure, but this remains a theoretical possibility.

PRECAUTIONS:

Occasionally severe and persistent vomiting occurs as a symptom of acute acetaminophen overdose. Treatment with oral acetylcysteine may aggravate the vomiting. Patients at risk of gastric hemorrhage (eg, esophageal varices, peptic ulcers, etc.) should be evaluated concerning the risk of upper gastrointestinal hemorrhage versus the risk of developing hepatic toxicity, and treatment with acetylcysteine given accordingly.

Dilution of the acetylcysteine (see Preparation of Acetylcysteine for Oral Administration) minimizes the propensity of oral acetylcysteine to aggravate vomiting.

ADVERSE REACTIONS:

Oral administration of acetylcysteine, especially in the large doses needed to treat acetaminophen overdose, may result in nausea, vomiting and other gastrointestinal symptoms. Rash with or without mild fever has been observed rarely.

DOSAGE AND ADMINISTRATION:

General

Regardless of the quantity of acetaminophen reported to have been ingested, administer acetylcysteine immediately if 24 hours or less have elapsed from the reported time of ingestion of an overdose of acetaminophen. Do not await results of assays for acetaminophen level before initiating treatment with acetylcysteine. The following procedures are recommended:

1. The stomach should be emptied promptly by lavage or by inducing emesis with syrup of ipecac. Syrup of ipecac should be given in a dose of 15 mL for children up to age 12 and 30 mL for adolescents and adults followed immediately by drinking copious amounts of water. The dose should be repeated if emesis does not occur in 20 minutes.
2. In the case of a mixed drug overdose activated charcoal may be indicated. However,

if activated charcoal has been administered, lavage before administering acetylcysteine treatment. Activated charcoal adsorbs acetylcysteine *in vitro* and may do so in patients and thereby may reduce its effectiveness.

3. Draw blood for predetoxification acetaminophen plasma assay and baseline SGOT, SGPT, bilirubin, prothrombin time, creatinine, BUN, blood sugar and electrolytes.
4. Administer the loading dose of acetylcysteine, 140 mg per kg of body weight. (Prepare acetylcysteine for oral administration as described in the Dosage Guide and Preparation table).
5. Determine subsequent action based on predetoxification plasma acetaminophen information. Choose **ONE** of the following four courses of therapy.
 - A. Predetoxification plasma acetaminophen level is clearly in the toxic range (See Acetaminophen Assays - Interpretation and Methodology below): Administer a first maintenance dose (70 mg/kg acetylcysteine) 4 hours after the loading dose. The maintenance dose is then repeated at 4-hour intervals for a total of 17 doses. Monitor hepatic and renal function and electrolytes throughout the detoxification process.
 - B. Predetoxification acetaminophen level could not be obtained: Proceed as in A.
 - C. Predetoxification acetaminophen level is clearly in the non-toxic range (beneath the dashed line on the nomogram) and you know that acetaminophen overdose occurred at least 4 hours before the predetoxification acetaminophen plasma assays: Discontinue administration of acetylcysteine.
 - D. Predetoxification acetaminophen level was in the non-toxic range, but time of ingestion was unknown or less than 4 hours.
Because the level of acetaminophen at the time of predetoxification assay may not be a peak value (peak may not be achieved before 4 hours post-ingestion), obtain a second plasma level in order to decide whether or not the full 17-dose detoxification treatment is necessary.
6. If the patient vomits an oral dose within 1 hour of administration, repeat that dose.
7. In the occasional instances where the patient is persistently unable to retain the orally administered acetylcysteine, the antidote may be administered by duodenal intubation.
8. Repeat SGOT, SGPT, bilirubin, prothrombin time, creatinine, BUN, blood sugar and electrolytes daily if the acetaminophen plasma level is in the potentially toxic range as discussed below.

Preparation of Acetylcysteine for Oral Administration

Oral administration requires dilution of the 20% solution with diet cola or other diet soft drinks, to a final concentration of 5% (see Dosage Guide and Preparation table). If administered via gastric tube or Miller-Abbott tube, water may be used as the diluent. The dilutions should be freshly prepared and utilized within one hour. Remaining undiluted solutions in opened vials can be stored in the refrigerator up to 96 hours.

ACETYL CYSTEINE IS NOT APPROVED FOR PARENTERAL INJECTION.

ACETAMINOPHEN ASSAYS - INTERPRETATION AND METHODOLOGY

The acute ingestion of acetaminophen in quantities of 150 mg/kg or greater may result in hepatic toxicity. However, the reported history of the quantity of a drug ingested as an overdose is often inaccurate and is not a reliable guide to therapy of the overdose.

THEREFORE, PLASMA OR SERUM ACETAMINOPHEN CONCENTRATIONS, DETERMINED AS EARLY AS POSSIBLE, BUT NO SOONER THAN 4 HOURS FOLLOWING AN ACUTE OVERDOSE, ARE ESSENTIAL IN ASSESSING THE POTENTIAL RISK OF HEPATOTOXICITY. IF AN ASSAY FOR ACETAMINOPHEN CANNOT BE OBTAINED, IT IS NECESSARY TO ASSUME THAT THE OVERDOSE IS POTENTIALLY TOXIC.

INTERPRETATION OF ACETAMINOPHEN ASSAYS:

1. When results of the plasma acetaminophen assay are available refer to the nomogram below to determine if plasma concentration is in the potentially toxic range. Values above the solid line connecting 200 mcg/mL at least 4 hours with 50 mcg/mL at 12 hours are associated with a possibility of hepatic toxicity if an antidote is not administered. (Do not wait for assay results to begin acetylcysteine treatment.)
2. If the predetoxification plasma level is above the broken line continue with maintenance doses of acetylcysteine. It is better to err on the safe side and thus the

broken line is placed 25% below the solid line which defines possible toxicity.

3. If the predetoxification plasma level is below the broken line described above, there is minimal risk of hepatic toxicity and acetylcysteine treatment can be discontinued.

ACETAMINOPHEN ASSAY METHODOLOGY

Assay procedures most suitable for determining acetaminophen concentrations utilize high pressure liquid chromatography (HPLC) or gas liquid chromatography (GLC). The assay should measure only parent acetaminophen and not conjugated. The assay procedures listed below fulfill this requirement:

SELECTED TECHNIQUES (NON INCLUSIVE)

HPLC:

1. Blair D, Rumack, BH, *Clin Chem*, 1977 ; 23(4):743–745.
2. Howie D, Andriaenssens PI, Prescott LF. *J. Pharm Pharmacol* 1977; 29(4):235–237.

GLC

3. Prescott LF. *J. Pharm Pharmacol*, 1971; 23(10):807-808. *Colorimetric*
4. Glynn JP, Kendal SE, *Lancet* 1975; 1(May 17):1147-1148.

Supportive Treatment of Acetaminophen Overdose

1. Maintain fluid and electrolyte balance based on clinical evaluation of state of hydration and serum electrolytes.
2. Treat as necessary for hypoglycemia.
3. Administer vitamin K₁ if prothrombin time ratio exceeds 1.5 or fresh frozen plasma if the prothrombin time ratio exceeds 3.0.
4. Diuretics and forced diuresis should be avoided.

DOSAGE GUIDE AND PREPARATION:

Doses in relation to body weight are:

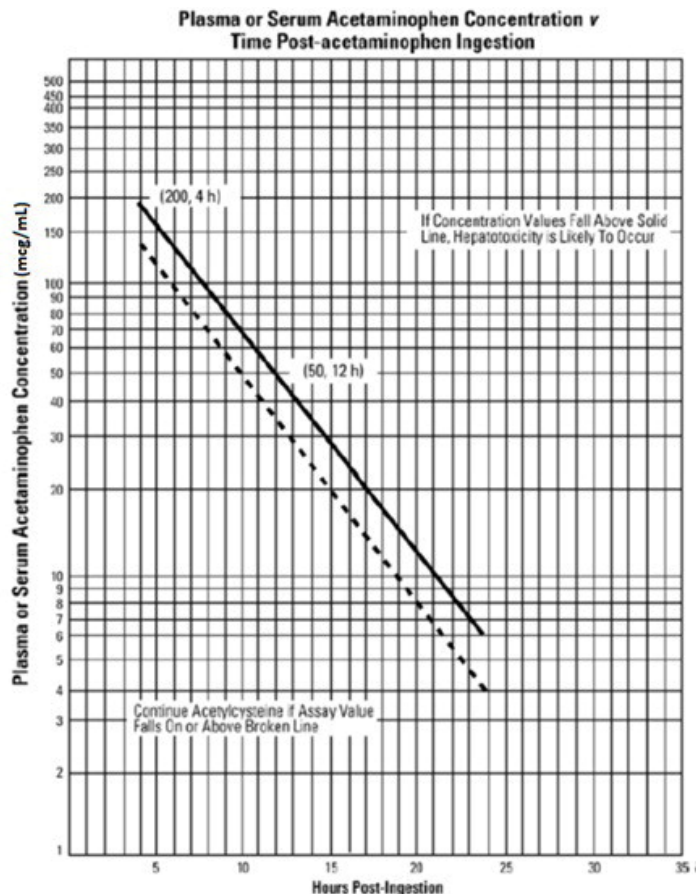
		Loading Dose of Acetylcysteine**			
Body Weight		Grams Acetylcysteine	mL of 20% Acetylcysteine	mL of Diluent	Total mL of 5% Solution
(kg)	(lb)				
100 to 109	220 to 240	15	75	225	300
90 to 99	198 to 218	14	70	210	280
80 to 89	176 to 196	13	65	195	260
70 to 79	154 to 174	11	55	165	220
60 to 69	132 to 152	10	50	150	200
50 to 59	110 to 130	8	40	120	160
40 to 49	88 to 108	7	35	105	140
30 to 39	66 to 86	6	30	90	120
20 to 29	44 to 64	4	20	60	80
Maintenance Dose**					
(kg)	(lb)				
100 to 109	220 to 240	7.5	37	113	150
90 to 99	198 to 218	7	35	105	140
80 to 89	176 to 196	6.5	33	97	130
70 to 79	154 to 174	5.5	28	82	110
60 to 69	132 to 152	5	25	75	100
50 to 59	110 to 130	4	20	60	80
40 to 49	88 to 108	3.5	18	52	70
30 to 39	66 to 86	3	15	45	60
20 to 29	44 to 64	2	10	30	40

**If patient weighs less than 20 kg (usually patients younger than 6 years), calculate the doses of Acetylcysteine. Each mL of 20% Acetylcysteine contains 200 mg of acetylcysteine. The loading dose is 140 mg per kilogram of body weight. The

maintenance dose is 70 mg/kg. Three (3) mL of diluent are added to each mL of 20% Acetylcysteine Solution. Do not decrease the proportion of diluent.

Estimating Potential for Hepatotoxicity

The following nomogram has been developed to estimate the probability that plasma levels in relation to intervals post ingestion will result in hepatotoxicity.



Adapted from Rumack and Matthews, Pediatrics 1975; 55:871–876.

HOW SUPPLIED

Acetylcysteine Solution, USP is available in rubber stoppered glass vials containing 4, 10, or 30 mL. The 20% solution may be diluted to a lesser concentration with either Sodium Chloride for Injection, Sodium Chloride for Inhalation, Sterile Water for Injection, or Sterile Water for Inhalation. The 10% solution may be used undiluted.

Acetylcysteine is sterile, not for injection and can be used for inhalation (mucolytic agent) or oral administration (acetaminophen antidote). It is available as follows:

Acetylcysteine 10% solution (100 mg acetylcysteine per mL). Sterile, not for injection.

Product No.	NDC No.	Strength
695104	63323-695-04	10% (100 mg/mL) 4 mL 5 mL vials packed in carton of twenty five
693110	63323-693-10	10% (100 mg/mL) 10 mL 10 mL vials packed in carton of three, plastic dropper
691130	63323-691-30	10% (100 mg/mL) 30 mL 30 mL vials packed in carton of three

Acetylcysteine 20% solution (200 mg acetylcysteine per mL). Sterile, not for injection.

Product No.	NDC No.	Strength
694104	63323-694-04	20% (200 mg/mL) 4 mL 5 mL vials packed in carton of twenty five
692110	63323-692-10	20% (200 mg/mL) 10 mL 10 mL vials packed in carton of three, plastic dropper
690130	63323-690-30	20% (200 mg/mL) 30 mL 30 mL vials packed in carton of three

STORAGE:

Store at 20°-25°C (68°-77°F); excursions permitted to 15°-30°C (59°-86°F) (see USP Controlled Room Temperature). Store in refrigerator 2° - 8°C (36° - 46°F) after opening.

Acetylcysteine does not contain an antimicrobial agent, and care must be taken to minimize contamination of the sterile solution. Dilutions of acetylcysteine should be used freshly prepared and utilized within one hour. If only a portion of the solution in a vial is used, store the remaining undiluted portion in a refrigerator and use within 96 hours.

REFERENCES:

1. Bonanomi L, Gazzaniga A. Toxicological, pharmacokinetic and metabolic studies on acetylcysteine. *Eur J Respir Dis*, 1981; 61 (Suppl III): 45-51.
2. *Am Rev Respir Dis*, 1960; 82:627-639.

Manufactured For:



Lake Zurich , IL 60047

Made in India

PRINCIPAL DISPLAY PANEL - 4 mL (10%) Tray Label

NDC 63323-695-04 695104

ACETYL CYSTEINE
SOLUTION, USP

10% (100 mg/mL)

For Inhalation (Mucolytic Agent) or Oral Administration
(Acetaminophen Antidote)

NOT FOR INJECTION. PRESERVATIVE FREE

25 x 4 mL Vials

Rx only

NDC 63323-695-04 695104 ACETYL CYSTEINE SOLUTION, USP 10% (100 mg/mL) For Inhalation (Mucolytic Agent) or Oral Administration (Acetaminophen Antidote) NOT FOR INJECTION. PRESERVATIVE FREE Each mL contains: 100 mg (10%) Acetylcysteine, 0.025% disodium edetate, sodium hydroxide and, if necessary, hydrochloric acid is added (used for pH adjustment) and water for injection. pH (range 6.0 to 7.5) Usual Dosage: See Insert WARNING: DISCARD OPENED CONTAINERS AFTER 96 HOURS		25 x 4 mL Vials Rx only Store at 20° - 25°C (68° - 77°F); excursions permitted to 15° - 30°C (59° - 86°F) [see USP Controlled Room Temperature]. Store in refrigerator 2° - 8°C (36° - 46°F) after opening. A change in color may occur after opening. This does not change the efficacy of the drug. Acetylcysteine may be diluted to a lesser concentration with an appropriate solution. Manufactured for: FRESENIUS KABI Lake Zurich, IL 60047 Made in India www.fresenius-kabi.com/us	 (01)20363323695044 Code No.: 117/DRUGS/117/11 13150000-xx 4 2 XXXXX Lot: EXP:	Unvarnished area for Batch Details
---	--	--	--	---------------------------------------

PRINCIPAL DISPLAY PANEL - 4 mL (10%) Vial Label

NDC 63323-695-22 695104

ACETYL CYSTEINE

SOLUTION, USP

10% (100 mg/mL)

For Inhalation (Mucolytic Agent) or Oral
Administration (Acetaminophen Antidote)

NOT FOR INJECTION.

PRESERVATIVE FREE

4 mL Vial

Rx only

NDC 63323-695-22 695104		Each mL contains 100 mg (10%) Acetylcysteine, 0.025% disodium edetate, sodium hydroxide and, if necessary, hydrochloric acid is added (used for pH adjustment) and water for injection. pH (range 6.0 to 7.5)	Store at 20° - 25°C (68° - 77°F); excursions permitted to 15° - 30°C (59° - 86°F) [see USP Controlled Room Temperature]. Store in refrigerator 2° - 8°C (36° - 46°F) after opening.
ACETYL CYSTEINE SOLUTION, USP		Usual Dosage: See Package Insert	Opened: Date: _____ Time: _____
10% (100 mg/mL)		WARNING: DISCARD OPENED CONTAINERS AFTER 96 HOURS	Unvarnished area for Batch Details
For Inhalation (Mucolytic Agent) or Oral Administration (Acetaminophen Antidote)		Lot: _____	
NOT FOR INJECTION.		EXP: _____	
PRESERVATIVE FREE			
4 mL Vial		Manufactured for: Fresenius Kabi	
Rx Only		Code No.: xx/DRUGS/xx/xx	
		Made in India	

PRINCIPAL DISPLAY PANEL - 10 mL (10%) Tray Label

NDC 63323-693-10 693110

ACETYL CYSTEINE

SOLUTION, USP


10% (100 mg/mL)

For Inhalation (Mucolytic Agent) or Oral Administration (Acetaminophen Antidote)

NOT FOR INJECTION. PRESERVATIVE FREE

3 x 10 mL Vials

Rx only

NDC 63323-693-10 693110		3 x 10 mL Vials Rx only	Unvarnished area for Batch Details
ACETYL CYSTEINE SOLUTION, USP		 (01)20363323693101 Code No.: xx/DRUGS/xx/xx 13150000xx:xx	
10% (100 mg/mL)			
For Inhalation (Mucolytic Agent) or Oral Administration (Acetaminophen Antidote)			
NOT FOR INJECTION. PRESERVATIVE FREE			
Each mL contains: 100 mg (10%) Acetylcysteine, 0.025% disodium edetate, sodium hydroxide and, if necessary, hydrochloric acid is added (used for pH adjustment) and water for injection. pH (range 6.0 to 7.5)			
Usual Dosage: See Insert			
WARNING: DISCARD OPENED CONTAINERS AFTER 96 HOURS			
Store at 20° - 25°C (68° - 77°F); excursions permitted to 15° - 30°C (59° - 86°F) [see USP Controlled Room Temperature]. Store in refrigerator 2° - 8°C (36° - 46°F) after opening. A change in color may occur after opening. This does not change the efficacy of the drug. Acetylcysteine may be diluted to a lesser concentration with an appropriate solution. CONTAINS ONE PLASTIC DROPPER FOR DISPENSING.			
Manufactured for:			
 FRESENIUS KABI Lake Zurich, IL 60047			
Made in India			
www.fresenius-kabi.com/us			

PRINCIPAL DISPLAY PANEL - 10 mL (10%) Vial Label

NDC 63323-**693**-22 693110

ACETYL CYSTEINE

SOLUTION, USP

10% (100 mg/mL)

For Inhalation (Mucolytic Agent) or
Oral Administration (Acetaminophen
Antidote)

NOT FOR INJECTION.

PRESERVATIVE FREE

10 mL Vial

Rx only

<p>NDC 63323-693-22 693110</p> <p>ACETYL CYSTEINE</p> <p>SOLUTION, USP</p> <p>10% (100 mg/mL)</p> <p>For Inhalation (Mucolytic Agent) or Oral Administration (Acetaminophen Antidote)</p> <p>NOT FOR INJECTION.</p> <p>PRESERVATIVE FREE</p> <p>10 mL Vial</p> <p>Rx Only</p> <p>Opened: _____</p> <p>Date: _____</p> <p>Time: _____</p>	<p>Each mL contains 100 mg (10%) Acetylcysteine, 0.025% disodium edetate, sodium hydroxide and, if necessary, hydrochloric acid is added (used for pH adjustment) and water for injection. pH (range 6.0 to 7.5)</p> <p>Usual Dosage: See Package Insert</p> <p>WARNING: DISCARD OPENED CONTAINERS AFTER 96 HOURS</p> <p>Manufactured for: Fresenius Kabi</p> <p>Made in India</p> <p>Code No.: xx/DRUGS/xx/xx</p> <p>131100xxxxxx</p> <p>40xxxxx</p>	<p>Store at 20° - 25°C (68° - 77°F); excursions permitted to 15° - 30°C (59° - 86°F) [see USP Controlled Room Temperature]. Store in refrigerator 2° - 8°C (36° - 46°F) after opening. A change in color may occur after opening. This does not change the efficacy of the drug. Acetylcysteine may be diluted to a lesser concentration with an appropriate solution.</p> <p>Lot: _____</p> <p>Exp: _____</p> <p>Unvarnished area for Batch Details</p>
--	---	---

PRINCIPAL DISPLAY PANEL - 30 mL (10%) Tray Label

NDC 63323-**691**-30 691130

ACETYL CYSTEINE

SOLUTION, USP

10% (100 mg/mL)

For Inhalation (Mucolytic Agent) or Oral Administration (Acetaminophen Antidote)

NOT FOR INJECTION. PRESERVATIVE FREE

3 x 30 mL Vials

Rx only

<p>NDC 63323-691-30 691130</p> <p>ACETYL CYSTEINE</p> <p>SOLUTION, USP</p> <p>10% (100 mg/mL)</p> <p>For Inhalation (Mucolytic Agent) or Oral Administration (Acetaminophen Antidote)</p> <p>NOT FOR INJECTION. PRESERVATIVE FREE</p> <p>Each mL contains 100 mg (10%) Acetylcysteine, 0.025% disodium edetate sodium hydroxide and, if necessary, hydrochloric acid is added (used for pH adjustment) and water for injection. pH (range 6.0 to 7.5)</p> <p>Usual Dosage: See Insert.</p> <p>WARNING: DISCARD OPENED CONTAINERS AFTER 96 HOURS</p> <p>Store at 20° - 25°C (68° - 77°F); excursions permitted to 15° - 30°C (59° - 86°F) [see USP Controlled Room Temperature]. Store in refrigerator 2° - 8°C (36° - 46°F) after opening. A change in color may occur after opening. This does not change the efficacy of the drug. Acetylcysteine may be diluted to a lesser concentration with an appropriate solution.</p> <p>Manufactured for:</p> <p>FRESENIUS KABI Lake Zurich, IL 60047</p> <p>Made in India</p> <p>www.fresenius-kabi.com/us</p>	<p>3 x 30 mL Vials</p> <p>Rx only</p> <p>42xxx</p> <p>(01)20363323691305</p> <p>Code No.: xx/DRUGS/xx/xx</p> <p>13150000xx-xx</p> <p>Lot: _____</p> <p>Exp: _____</p> <p>Unvarnished area for Batch Details</p>
---	--

PRINCIPAL DISPLAY PANEL - 30 mL (10%) Vial Label

NDC 63323-**691**-22 691130

ACETYL CYSTEINE

SOLUTION, USP

10% (100 mg/mL)

For Inhalation (Mucolytic Agent) or
Oral Administration (Acetaminophen
Antidote)

NOT FOR INJECTION.

PRESERVATIVE FREE

30 mL Vial

Rx only

NDC 63323- 691 -22 691130	Each mL contains 100 mg (10%) Acetylcysteine, 0.025% disodium edetate, sodium hydroxide and, if necessary, hydrochloric acid is added (used for pH adjustment) and water for injection. pH (range 6.0 to 7.5) Usual Dosage: See Package Insert.	Manufactured for: Fresenius Kabi Lake Zurich, IL 60047 4 0XXXXX
ACETYL CYSTEINE SOLUTION, USP	WARNING: DISCARD OPENED CONTAINERS AFTER 96 HOURS Store at 20° - 25°C (68° - 77°F); excursions permitted to 15° - 30°C (59° - 86°F) [see USP Controlled Room Temperature]. Store in refrigerator 2° - 8°C (36° - 46°F) after opening. A change in color may occur after opening. This does not change the efficacy of the drug Acetylcysteine may be diluted to a lesser concentration with an appropriate solution.	Made in India Code No.: xx/DRUGS/xx/xx
10% (100 mg/mL)		Opened: _____ Date: _____ Time: _____
For Inhalation (Mucolytic Agent) or Oral Administration (Acetaminophen Antidote)		
NOT FOR INJECTION.		
PRESERVATIVE FREE		
30 mL Vial		
Rx only		Lot: _____ EXP: _____

PRINCIPAL DISPLAY PANEL - 4 mL (20%) Tray Label

NDC 63323-**694**-04 694104

ACETYL CYSTEINE

SOLUTION, USP

20% (200 mg/mL)

For Inhalation (Mucolytic Agent) or Oral Administration
(Acetaminophen Antidote)

NOT FOR INJECTION. PRESERVATIVE FREE

25 x 4 mL Vials

Rx only

NDC 63323- 694 -04 694104	25 x 4 mL Vials Rx only Store at 20° - 25°C (68° - 77°F); excursions permitted to 15° - 30°C (59° - 86°F) [see USP Controlled Room Temperature]. Store in refrigerator 2° - 8°C (36° - 46°F) after opening. A change in color may occur after opening. This does not change the efficacy of the drug. Acetylcysteine may be diluted to a lesser concentration with an appropriate solution.	
ACETYL CYSTEINE SOLUTION, USP	Manufactured for: FRESENIUS KABI Lake Zurich, IL 60047 Made in India www.fresenius-kabi.com/us	
20% (200 mg/mL)		
For Inhalation (Mucolytic Agent) or Oral Administration (Acetaminophen Antidote)		
NOT FOR INJECTION. PRESERVATIVE FREE		
Each mL contains: 200 mg (20%) Acetylcysteine, 0.05% disodium edetate, sodium hydroxide and, if necessary, hydrochloric acid is added (used for pH adjustment) and water for injection. pH (range 6.0 to 7.5) Usual Dosage: See Insert		
WARNING: DISCARD OPENED CONTAINERS AFTER 96 HOURS		
		Lot: _____ EXP: _____

PRINCIPAL DISPLAY PANEL - 4 mL (20%) Vial Label

NDC 63323-**694**-22 694104

ACETYL CYSTEINE

SOLUTION, USP

20% (200 mg/mL)

For Inhalation (Mucolytic Agent) or Oral Administration (Acetaminophen Antidote)

**NOT FOR INJECTION.
PRESERVATIVE FREE**

4 mL Vial

Rx only

NDC 63323-694-22 694104	
ACETYL CYSTEINE	
SOLUTION, USP	
20% (200 mg/mL)	
For Inhalation (Mucolytic Agent) or Oral Administration (Acetaminophen Antidote)	
NOT FOR INJECTION. PRESERVATIVE FREE	
4 mL Vial	
Rx Only	
Each mL contains 200 mg (20%) Acetylcysteine, 0.05% disodium edetate, sodium hydroxide and, if necessary, hydrochloric acid is added (used for pH adjustment) and water for injection. pH (range 6.0 to 7.5)	Usual Dosage: See Package Insert
WARNING: DISCARD OPENED CONTAINERS AFTER 96 HOURS	
Manufactured for: Fresenius Kabi	
Code No.: xx/DRUGS/xx/xx	
Made In India	
Store at 20° - 25°C (68° - 77°F); excursions permitted to 15° - 30°C (59° - 86°F) [see USP Controlled Room Temperature]. Store in refrigerator 2° - 8°C (36° - 46°F) after opening.	
Opened: Date: _____ Time: _____	Lot: _____
EXP: _____	_____

PRINCIPAL DISPLAY PANEL - 10 mL (20%) Tray Label

NDC 63323-692-10 692110

ACETYL CYSTEINE
SOLUTION, USP

20% (200 mg/mL)

For Inhalation (Mucolytic Agent) or Oral Administration (Acetaminophen Antidote)

NOT FOR INJECTION. PRESERVATIVE FREE

3 x 10 mL Vials

Rx only

NDC 63323-692-10 692110		3 x 10 mL Vials	
		Rx only	
ACETYL CYSTEINE			
SOLUTION, USP			
20% (200 mg/mL)			
For Inhalation (Mucolytic Agent) or Oral Administration (Acetaminophen Antidote)			
NOT FOR INJECTION. PRESERVATIVE FREE			
Each mL contains: 200 mg (20%) Acetylcysteine, 0.05% disodium edetate, sodium hydroxide and, if necessary, hydrochloric acid is added (used for pH adjustment) and water for injection. pH (range 6.0 to 7.5)			
Usual Dosage: See Insert			
WARNING: DISCARD OPENED CONTAINERS AFTER 96 HOURS			
Store at 20° - 25°C (68° - 77°F); excursions permitted to 15° - 30°C (59° - 86°F) [see USP Controlled Room Temperature]. Store in refrigerator 2° - 8°C (36° - 46°F) after opening. A change in color may occur after opening. This does not change the efficacy of the drug. Acetylcysteine may be diluted to a lesser concentration with an appropriate solution. CONTAINS ONE PLASTIC DROPPER FOR DISPENSING.			
Manufactured for: FRESENIUS KABI Lake Zurich, IL 60047			
Made in India			
www.fresenius-kabi.com/us			
		Lot: _____	
		Exp: _____	

PRINCIPAL DISPLAY PANEL - 10 mL (20%) Vial Label

NDC 63323-692-22 692110

ACETYL CYSTEINE
SOLUTION, USP

20% (200 mg/mL)

For Inhalation (Mucolytic Agent) or Oral Administration (Acetaminophen Antidote)

**NOT FOR INJECTION.
PRESERVATIVE FREE**

10 mL Vial

Rx only

NDC 63323-692-22 692110	
ACETYL CYSTEINE	
SOLUTION, USP	
20% (200 mg/mL)	
For Inhalation (Mucolytic Agent) or Oral Administration (Acetaminophen Antidote)	
NOT FOR INJECTION. PRESERVATIVE FREE	
10 mL Vial	
Rx Only	
Opened:	
Date:	
Time:	
Each mL contains 200 mg (20%) Acetylcysteine, 0.05% disodium edetate, sodium hydroxide and, if necessary, hydrochloric acid is added (used for pH adjustment) and Water for Injection. pH (range 6.0 to 7.5)	
Usual Dosage: See Package Insert	
WARNING: DISCARD OPENED CONTAINERS AFTER 96 HOURS	
Manufactured for: Fresenius Kabi	
Made in India	
Code No.: AP/DRUGS/103/97	
131100xxxx-xx	
40xxxxx	
Store at 20°-25°C (68°-77°F); excursions permitted to 15°-30°C (59°-86°F) [see USP Controlled Room Temperature]. Store in refrigerator 2°-8°C (36°-46°F) after opening. A change in color may occur after opening. This does not change the efficacy of the drug. Acetylcysteine may be diluted to a lesser concentration with an appropriate solution.	
Lot: _____	
EXP: _____	
Unvarnished area for Batch Details	

PRINCIPAL DISPLAY PANEL - 30 mL (20%) Tray Label

NDC 63323-690-30 690130

ACETYL CYSTEINE
SOLUTION, USP

20% (200 mg/mL)

For Inhalation (Mucolytic Agent) or Oral Administration (Acetaminophen Antidote)

NOT FOR INJECTION. PRESERVATIVE FREE

3 x 30 mL Vials

Rx only

NDC 63323-690-30 690130	
ACETYL CYSTEINE	
SOLUTION, USP	
20% (200 mg/mL)	
For Inhalation (Mucolytic Agent) or Oral Administration (Acetaminophen Antidote)	
NOT FOR INJECTION. PRESERVATIVE FREE	
Each mL contains 200 mg (20%) Acetylcysteine, 0.05% disodium edetate, sodium hydroxide and, if necessary, hydrochloric acid is added (used for pH adjustment) and water for injection. pH (range 6.0 to 7.5)	
Usual Dosage: See Insert.	
WARNING: DISCARD OPENED CONTAINERS AFTER 96 HOURS	
Store at 20°-25°C (68°-77°F); excursions permitted to 15°-30°C (59°-86°F) [see USP Controlled Room Temperature]. Store in refrigerator 2°-8°C (36°-46°F) after opening. A change in color may occur after opening. This does not change the efficacy of the drug. Acetylcysteine may be diluted to a lesser concentration with an appropriate solution.	
Manufactured for: FRESenius KABI Lake Zurich, IL 60047	
Made in India	
www.fresenius-kabi.com/us	
3 x 30 mL Vials	
Rx only	
42xxxx	
Lot: _____	
Exp: _____	
Unvarnished area for Batch Details	

PRINCIPAL DISPLAY PANEL - 30 mL (20%) Vial Label

NDC 63323-690-22 690130

ACETYL CYSTEINE
SOLUTION, USP

20% (200 mg/mL)

For Inhalation (Mucolytic Agent) or
Oral Administration (Acetaminophen
Antidote)
NOT FOR INJECTION.
PRESERVATIVE FREE
30 mL Vial
Rx only

NDC 63323-690-22 690130

ACETYLCYSTEINE

SOLUTION, USP

20%

(200 mg/mL)

For Inhalation (Mucolytic Agent) or
Oral Administration (Acetaminophen
Antidote)
NOT FOR INJECTION.
PRESERVATIVE FREE
30 mL Vial
Rx only

Each mL contains 200 mg (20%)
Acetylcysteine, 0.05% disodium edetate,
sodium hydroxide and, if necessary,
hydrochloric acid is added (used for
pH adjustment) and water for injection.
pH (range 6.0 to 7.5)
Usual Dosage: See Insert.


**WARNING: DISCARD OPENED
CONTAINERS AFTER 96 HOURS**
Store at 20°-25°C (68°-77°F); excursions
permitted to 15°-30°C (59°-86°F) [see USP
Controlled Room Temperature]. **Store in
refrigerator 2° - 8°C (36° - 46°F) after
opening.** A change in color may occur after
opening. This does not change the efficacy of
the drug. Acetylcysteine may be diluted to a
lesser concentration with an appropriate solution.

Manufactured for:
Fresenius Kabi
Lake Zurich, IL 60047
4 0xxxxxx

Made in India
Code No.: xx/DRUGS/xx/xx

Opened: _____
Date: _____
Time: _____

131100xxxx-xx



[01]00363323690229

Unvarnished area for
Batch Details

Lot: _____
EXP: _____

ACETYLCYSTEINE				
acetylcysteine solution				
Product Information				
Product Type	HUMAN PRESCRIPTION DRUG	Item Code (Source)	NDC:63323-695	
Route of Administration	ORAL, RESPIRATORY (INHALATION)			
Active Ingredient/Active Moiety				
Ingredient Name		Basis of Strength	Strength	
ACETYLCYSTEINE (UNII: WYQ7N0BPYC) (ACETYLCYSTEINE - UNII:WYQ7N0BPYC)		ACETYLCYSTEINE	100 mg in 1 mL	
Inactive Ingredients				
Ingredient Name			Strength	
EDETATE DISODIUM (UNII: 7FLD91C86K)				
SODIUM HYDROXIDE (UNII: 55X04QC32I)				
HYDROCHLORIC ACID (UNII: QTT17582CB)				
Packaging				
#	Item Code	Package Description	Marketing Start Date	Marketing End Date
1	NDC:63323-695-04	25 in 1 CARTON	03/31/2014	
1	NDC:63323-695-22	4 mL in 1 VIAL; Type 0: Not a Combination Product		
Marketing Information				
Marketing Category		Application Number or Monograph Citation	Marketing Start Date	Marketing End Date
ANDA		ANDA204674	03/31/2014	

ACETYLCYSTEINE				
acetylcysteine solution				
Product Information				
Product Type	HUMAN PRESCRIPTION DRUG	Item Code (Source)	NDC:63323-693	
Route of Administration	ORAL, RESPIRATORY (INHALATION)			
Active Ingredient/Active Moiety				
Ingredient Name		Basis of Strength	Strength	
ACETYLCYSTEINE (UNII: WYQ7N0BPYC) (ACETYLCYSTEINE - UNII:WYQ7N0BPYC)		ACETYLCYSTEINE	100 mg in 1 mL	
Inactive Ingredients				
Ingredient Name			Strength	
EDETATE DISODIUM (UNII: 7FLD91C86K)				
SODIUM HYDROXIDE (UNII: 55X04QC32I)				
HYDROCHLORIC ACID (UNII: QTT17582CB)				
Packaging				
#	Item Code	Package Description	Marketing Start Date	Marketing End Date
1	NDC:63323-693-10	3 in 1 CARTON	03/31/2014	
1	NDC:63323-693-22	10 mL in 1 VIAL; Type 0: Not a Combination Product		
Marketing Information				
Marketing Category	Application Number or Monograph Citation		Marketing Start Date	Marketing End Date
ANDA	ANDA204674		03/31/2014	

ACETYLCYSTEINE			
acetylcysteine solution			
Product Information			
Product Type	HUMAN PRESCRIPTION DRUG	Item Code (Source)	NDC:63323-691
Route of Administration	ORAL, RESPIRATORY (INHALATION)		
Active Ingredient/Active Moiety			
Ingredient Name		Basis of Strength	Strength
ACETYLCYSTEINE (UNII: WYQ7N0BPYC) (ACETYLCYSTEINE - UNII:WYQ7N0BPYC)		ACETYLCYSTEINE	100 mg in 1 mL
Inactive Ingredients			
Ingredient Name			Strength
EDETATE DISODIUM (UNII: 7FLD91C86K)			
SODIUM HYDROXIDE (UNII: 55X04QC32I)			
HYDROCHLORIC ACID (UNII: QTT17582CB)			
Packaging			

#	Item Code	Package Description	Marketing Start Date	Marketing End Date
1	NDC:63323-691-30	3 in 1 CARTON	03/31/2014	
1	NDC:63323-691-22	30 mL in 1 VIAL; Type 0: Not a Combination Product		
Marketing Information				
Marketing Category		Application Number or Monograph Citation	Marketing Start Date	Marketing End Date
ANDA		ANDA204674	03/31/2014	

ACETYLCYSTEINE

acetylcysteine solution

Product Information				
Product Type		HUMAN PRESCRIPTION DRUG	Item Code (Source)	NDC:63323-694
Route of Administration		ORAL, RESPIRATORY (INHALATION)		
Active Ingredient/Active Moiety				
Ingredient Name			Basis of Strength	Strength
ACETYLCYSTEINE (UNII: WYQ7N0BPYC) (ACETYLCYSTEINE - UNII:WYQ7N0BPYC)			ACETYLCYSTEINE	200 mg in 1 mL
Inactive Ingredients				
Ingredient Name			Strength	
EDETATE DISODIUM (UNII: 7FLD91C86K)				
SODIUM HYDROXIDE (UNII: 55X04QC32I)				
HYDROCHLORIC ACID (UNII: QTT17582CB)				
Packaging				
#	Item Code	Package Description	Marketing Start Date	Marketing End Date
1	NDC:63323-694-04	25 in 1 CARTON	09/01/2012	
1	NDC:63323-694-22	4 mL in 1 VIAL; Type 0: Not a Combination Product		
Marketing Information				
Marketing Category		Application Number or Monograph Citation	Marketing Start Date	Marketing End Date
ANDA		ANDA203853	09/01/2012	

ACETYLCYSTEINE

acetylcysteine solution

Product Information			
Product Type	HUMAN PRESCRIPTION DRUG	Item Code (Source)	NDC:63323-692
Route of Administration	ORAL, RESPIRATORY (INHALATION)		
Active Ingredient/Active Moiety			

Ingredient Name		Basis of Strength	Strength	
ACETYLCYSTEINE (UNII: WYQ7N0BPYC) (ACETYLCYSTEINE - UNII:WYQ7N0BPYC)		ACETYLCYSTEINE	200 mg in 1 mL	
Inactive Ingredients				
Ingredient Name		Strength		
EDETATE DISODIUM (UNII: 7FLD91C86K)				
SODIUM HYDROXIDE (UNII: 55X04QC32I)				
HYDROCHLORIC ACID (UNII: QTT17582CB)				
Packaging				
#	Item Code	Package Description	Marketing Start Date	Marketing End Date
1	NDC:63323-692-10	3 in 1 CARTON	09/01/2012	
1	NDC:63323-692-22	10 mL in 1 VIAL; Type 0: Not a Combination Product		
Marketing Information				
Marketing Category		Application Number or Monograph Citation	Marketing Start Date	Marketing End Date
ANDA		ANDA203853	09/01/2012	

ACETYLCYSTEINE

acetylcysteine solution

Product Information				
Product Type		HUMAN PRESCRIPTION DRUG	Item Code (Source)	NDC:63323-690
Route of Administration		ORAL, RESPIRATORY (INHALATION)		
Active Ingredient/Active Moiety				
Ingredient Name			Basis of Strength	Strength
ACETYLCYSTEINE (UNII: WYQ7N0BPYC) (ACETYLCYSTEINE - UNII:WYQ7N0BPYC)			ACETYLCYSTEINE	200 mg in 1 mL
Inactive Ingredients				
Ingredient Name				Strength
EDETATE DISODIUM (UNII: 7FLD91C86K)				
SODIUM HYDROXIDE (UNII: 55X04QC32I)				
HYDROCHLORIC ACID (UNII: QTT17582CB)				
Packaging				
#	Item Code	Package Description	Marketing Start Date	Marketing End Date
1	NDC:63323-690-30	3 in 1 CARTON	09/01/2012	
1	NDC:63323-690-22	30 mL in 1 VIAL; Type 0: Not a Combination Product		
Marketing Information				
Marketing		Application Number or Monograph	Marketing Start	Marketing End

Category	Citation	Date	Date
ANDA	ANDA203853	09/01/2012	

Labeler - Fresenius Kabi USA, LLC (608775388)

Establishment			
Name	Address	ID/FEI	Business Operations
GLAND PHARMA LIMITED		918601238	manufacture(63323-695, 63323-693, 63323-691, 63323-694, 63323-692, 63323-690) , api manufacture(63323-695, 63323-693, 63323-691, 63323-694, 63323-692, 63323-690) , label(63323-695, 63323-693, 63323-691, 63323-694, 63323-692, 63323-690) , pack(63323-695, 63323-693, 63323-691, 63323-694, 63323-692, 63323-690)

Establishment			
Name	Address	ID/FEI	Business Operations
GLAND PHARMA LIMITED		858971074	manufacture(63323-695, 63323-693, 63323-694, 63323-692) , label(63323-695, 63323-693, 63323-694, 63323-692) , pack(63323-695, 63323-693, 63323-694, 63323-692)