

DEXTENZA - dexamethasone insert
Ocular Therapeutix, Inc.

HIGHLIGHTS OF PRESCRIBING INFORMATION

These highlights do not include all the information needed to use DEXTENZA safely and effectively. See full prescribing information for DEXTENZA.

DEXTENZA® (dexamethasone ophthalmic insert) 0.4 mg, for intracanalicular use
Initial U.S. Approval: 1958

RECENT MAJOR CHANGES

Indications and Usage, Itching (1.2)	10/2021
Pediatric Use (8.4)	06/2024
Study in Pediatric Patients (14.3)	06/2024

INDICATIONS AND USAGE

DEXTENZA® is a corticosteroid indicated for:

- The treatment of ocular inflammation and pain following ophthalmic surgery (1.1).
- The treatment of ocular itching associated with allergic conjunctivitis (1.2).

DOSAGE AND ADMINISTRATION

DEXTENZA is an ophthalmic insert that is inserted in the lower lacrimal punctum and into the canaliculus. A single DEXTENZA releases a 0.4 mg dose of dexamethasone for up to 30 days following insertion (2).

DOSAGE FORMS AND STRENGTHS

Ophthalmic intracanalicular insert containing a 0.4 mg dose of dexamethasone (3).

CONTRAINDICATIONS

Active ocular infections (4).

WARNINGS AND PRECAUTIONS

- **Intraocular Pressure Increase:** Monitor intraocular pressure (5.1).
- **Bacterial Infections:** Steroids may mask signs of infections and enhance existing infections (5.2).
- **Viral Infections:** Ocular steroids may prolong the course and exacerbate the severity of ocular viral infections (5.3).
- **Fungal Infections:** Consider fungal invasion in any persistent corneal ulceration (5.4).
- **Delayed Healing:** Ocular steroids may slow the rate of ocular healing. (5.5).

ADVERSE REACTIONS

- The most commonly reported adverse reactions were anterior chamber inflammation and elevations in intraocular pressure. These occurred in approximately 6-10% of patients (6).

To report SUSPECTED ADVERSE REACTIONS, contact Ocular Therapeutix at 1-800-DEXTENZA (339-8369) or FDA at 1-800-FDA-1088 or www.fda.gov/medwatch.

See 17 for PATIENT COUNSELING INFORMATION.

Revised: 6/2024

FULL PRESCRIBING INFORMATION: CONTENTS*

1 INDICATIONS AND USAGE

- 1.1 Ocular Inflammation and Pain Following Ophthalmic Surgery
- 1.2 Itching Associated with Allergic Conjunctivitis

2 DOSAGE AND ADMINISTRATION

- 2.1 General Dosing Information
- 2.2 Administration

3 DOSAGE FORMS AND STRENGTHS

4 CONTRAINDICATIONS

5 WARNINGS AND PRECAUTIONS

- 5.1 Intraocular Pressure Increase
- 5.2 Bacterial Infection
- 5.3 Viral Infections
- 5.4 Fungal Infections

- 5.5 Delayed Healing
- 5.6 Other Potential Corticosteroid Complications

6 ADVERSE REACTIONS

- 6.1 Clinical Trials Experience
- 6.2 Ocular Inflammation and Pain Following Ophthalmic Surgery
- 6.3 Itching Associated with Allergic Conjunctivitis

8 USE IN SPECIFIC POPULATIONS

- 8.1 Pregnancy
- 8.2 Lactation
- 8.4 Pediatric Use
- 8.5 Geriatric Use

11 DESCRIPTION

12 CLINICAL PHARMACOLOGY

- 12.1 Mechanism of Action
- 12.3 Pharmacokinetics

13 NONCLINICAL TOXICOLOGY

- 13.1 Carcinogenesis, Mutagenesis, Impairment of Fertility

14 CLINICAL STUDIES

- 14.1 Ocular Inflammation and Pain Following Ophthalmic Surgery
- 14.2 Itching associated with Allergic Conjunctivitis
- 14.3 Study in Pediatric Patients

16 HOW SUPPLIED/STORAGE AND HANDLING

17 PATIENT COUNSELING INFORMATION

* Sections or subsections omitted from the full prescribing information are not listed.

FULL PRESCRIBING INFORMATION

1 INDICATIONS AND USAGE

1.1 Ocular Inflammation and Pain Following Ophthalmic Surgery

DEXTENZA[®] (dexamethasone ophthalmic insert) is a corticosteroid indicated for the treatment of ocular inflammation and pain following ophthalmic surgery (1.1).

1.2 Itching Associated with Allergic Conjunctivitis

DEXTENZA[®] (dexamethasone ophthalmic insert) is a corticosteroid indicated for the treatment of ocular itching associated with allergic conjunctivitis (1.2).

2 DOSAGE AND ADMINISTRATION

2.1 General Dosing Information

DEXTENZA is an ophthalmic insert that is inserted in the lower lacrimal punctum into the canaliculus. A single DEXTENZA insert releases a 0.4 mg dose of dexamethasone for up to 30 days following insertion.

DEXTENZA is resorbable and does not require removal. Saline irrigation or manual expression can be performed to remove the insert if necessary. DEXTENZA is intended for single-use only.

2.2 Administration

Do not use if pouch has been damaged or opened. Do not re-sterilize.

1. Carefully remove foam carrier and transfer to a clean and dry area.
2. If necessary, dilate the punctum with an ophthalmic dilator. Care should be taken not

to perforate the canaliculus during dilation or insertion of DEXTENZA. If perforation occurs, do not insert DEXTENZA.

3. After drying the punctal area, using blunt (non-toothed) forceps, grasp DEXTENZA and insert into the lower lacrimal canaliculus by pulling the lid temporally and inserting nasally.
4. Ensure DEXTENZA is placed just below the punctal opening. Excessive squeezing of DEXTENZA with forceps may cause deformation.
5. To aid in the hydration of DEXTENZA, 1 to 2 drops of balanced salt solution can be instilled into the punctum. DEXTENZA hydrates quickly upon contact with moisture. If DEXTENZA begins to hydrate before fully inserted, discard the product and use a new DEXTENZA.
6. DEXTENZA can be visualized when illuminated by a blue light source (e.g., slit lamp or hand held blue light) with yellow filter.

3 DOSAGE FORMS AND STRENGTHS

Ophthalmic insert: fluorescent yellow, 3 mm cylindrical-shaped insert containing dexamethasone, 0.4 mg.

4 CONTRAINDICATIONS

DEXTENZA is contraindicated in patients with active corneal, conjunctival or canalicular infections, including epithelial herpes simplex keratitis (dendritic keratitis), vaccinia, varicella; mycobacterial infections; fungal diseases of the eye, and dacryocystitis.

5 WARNINGS AND PRECAUTIONS

5.1 Intraocular Pressure Increase

Prolonged use of corticosteroids may result in glaucoma with damage to the optic nerve, defects in visual acuity and fields of vision. Steroids should be used with caution in the presence of glaucoma. Intraocular pressure should be monitored during the course of the treatment.

5.2 Bacterial Infection

Corticosteroids may suppress the host response and thus increase the hazard for secondary ocular infections. In acute purulent conditions, steroids may mask infection and enhance existing infection [see *Contraindications (4)*].

5.3 Viral Infections

Use of ocular steroids may prolong the course and may exacerbate the severity of many viral infections of the eye (including herpes simplex) [see *Contraindications (4)*].

5.4 Fungal Infections

Fungus invasion must be considered in any persistent corneal ulceration where a steroid has been used or is in use. Fungal culture should be taken when appropriate [see *Contraindications (4)*].

5.5 Delayed Healing

The use of steroids after cataract surgery may delay healing and increase the incidence of bleb formation.

5.6 Other Potential Corticosteroid Complications

The initial prescription and renewal of the medication order of DEXTENZA should be

made by a physician only after examination of the patient with the aid of magnification, such as slit lamp biomicroscopy, and, where appropriate, fluorescein staining. If signs and symptoms fail to improve after 2 days, the patient should be re-evaluated.

6 ADVERSE REACTIONS

The following serious adverse reactions are described elsewhere in the labeling:

- Intraocular Pressure Increase [see Warnings and Precautions (5.1)]
- Bacterial Infection [see Warnings and Precautions (5.2)]
- Viral Infection [see Warnings and Precautions (5.3)]
- Fungal Infection [see Warnings and Precautions (5.4)]
- Delayed Healing [see Warnings and Precautions (5.5)]

6.1 Clinical Trials Experience

Because clinical trials are conducted under widely varying conditions, adverse reaction rates observed in the clinical trials of a drug cannot be directly compared to rates in the clinical trials of another drug and may not reflect the rates observed in practice. Adverse reactions associated with ophthalmic steroids include elevated intraocular pressure, which may be associated with optic nerve damage, visual acuity and field defects, posterior subcapsular cataract formation; delayed wound healing; secondary ocular infection from pathogens including herpes simplex, and perforation of the globe where there is thinning of the cornea or sclera [see Warnings and Precautions (5)].

6.2 Ocular Inflammation and Pain Following Ophthalmic Surgery

DEXTENZA safety was studied in four randomized, vehicle-controlled studies (n = 567). The mean age of the population was 68 years (range 35 to 87 years), 59% were female, and 83% were white. Forty-seven percent had brown iris color and 30% had blue iris color. The most common ocular adverse reactions that occurred in patients treated with DEXTENZA were: anterior chamber inflammation including iritis and iridocyclitis (10%); intraocular pressure increased (6%); visual acuity reduced (2%); cystoid macular edema (1%); corneal edema (1%); eye pain (1%) and conjunctival hyperemia (1%).

The most common non-ocular adverse reaction that occurred in patients treated with DEXTENZA was headache (1%).

6.3 Itching Associated with Allergic Conjunctivitis

DEXTENZA safety was studied in four randomized, vehicle-controlled studies (n= 154). The mean age of the population was 41 years (range 19 to 69 years), 55 % were female and 61 % were white. Fifty seven percent had brown iris color and 20% had blue iris color. The most common ocular adverse reactions that occurred in patients treated with DEXTENZA were: intraocular pressure increased (3%), lacrimation increased (1%), eye discharge (1%), and visual acuity reduced (1%).

The most common non-ocular adverse reaction that occurred in patients treated with DEXTENZA was headache (1%).

8 USE IN SPECIFIC POPULATIONS

8.1 Pregnancy

Risk Summary

There are no adequate or well-controlled studies with DEXTENZA in pregnant women to inform a drug-associated risk for major birth defects and miscarriage. In animal reproduction studies, administration of topical ocular dexamethasone to pregnant mice and rabbits during organogenesis produced embryofetal lethality, cleft palate and multiple visceral malformations [see Animal Data].

Data

Animal Data

Topical ocular administration of 0.15% dexamethasone (0.75 mg/kg/day) on gestational days 10 to 13 produced embryofetal lethality and a high incidence of cleft palate in a mouse study. A daily dose of 0.75 mg/kg/day in the mouse is approximately 5 times the entire dose of dexamethasone in the DEXTENZA product, on a mg/m² basis. In a rabbit study, topical ocular administration of 0.1% dexamethasone throughout organogenesis (0.36 mg /day, on gestational day 6 followed by 0.24 mg/day on gestational days 7-18) produced intestinal anomalies, intestinal aplasia, gastroschisis and hypoplastic kidneys. A daily dose of 0.24 mg/day is approximately 6 times the entire dose of dexamethasone in the DEXTENZA product, on a mg/m² basis.

8.2 Lactation

Systemically administered corticosteroids appear in human milk and could suppress growth and interfere with endogenous corticosteroid production; however the systemic concentration of dexamethasone following administration of DEXTENZA is low [see *Clinical Pharmacology (12.3)*]. There is no information regarding the presence of DEXTENZA in human milk, the effects of the drug on the breastfed infant or the effects of the drug on milk production to inform risk of DEXTENZA to an infant during lactation. The developmental and health benefits of breastfeeding should be considered along with the mother's clinical need for DEXTENZA and any potential adverse effects on the breastfed child from DEXTENZA.

8.4 Pediatric Use

The safety and effectiveness of DEXTENZA have been established in the pediatric population from neonates to adolescents (birth to younger than 17 years). Use of DEXTENZA in this population is supported by evidence from adequate and well-controlled studies of DEXTENZA in adults with additional data from a single active-controlled safety study in pediatric patients from 0 to 5 years old [see *Clinical Studies (14)*].

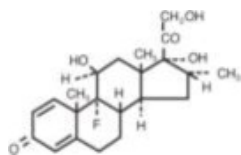
No overall differences in safety were observed between pediatric and adult patients.

8.5 Geriatric Use

No overall differences in safety or effectiveness have been observed between elderly and younger patients.

11 DESCRIPTION

DEXTENZA (dexamethasone ophthalmic insert) is a fluorescent yellow, 3 mm cylindrical-shaped, resorbable, sterile insert for intracanalicular use. DEXTENZA contains 0.4 mg dexamethasone in a polyethylene glycol (PEG) based hydrogel conjugated with fluorescein. DEXTENZA does not contain an antimicrobial preservative. The active ingredient is represented by the chemical structure:



The chemical name for dexamethasone is 9-Fluoro-11 β ,17,21-trihydroxy-16 α -methylpregna-1,4-diene-3,20-dione. It has a molecular formula of C₂₂H₂₉FO₅ and a molecular weight of 392.47 g/mol. Dexamethasone is a crystalline powder.

Each DEXTENZA contains: **Active ingredients:** 0.4 mg dexamethasone. **Inactive ingredients:** 4-arm polyethylene glycol (PEG) N-hydroxysuccinimidyl glutarate (20K), trilycine acetate, N-hydroxysuccinimide-fluorescein, sodium phosphate dibasic, sodium

phosphate monobasic, water for injection.

12 CLINICAL PHARMACOLOGY

12.1 Mechanism of Action

Dexamethasone, a corticosteroid, has been shown to suppress inflammation by inhibiting multiple inflammatory cytokines resulting in decreased edema, fibrin deposition, capillary leakage and migration of inflammatory cells.

12.3 Pharmacokinetics

Plasma samples were obtained from 16 healthy volunteers prior to insertion of DEXTENZA and on Day 1 (at 1, 2, 4, 8, 16 hours), 2 (24 hours), 4, 8, 15, 22 and 29 following the insertion of DEXTENZA.

Plasma concentrations of dexamethasone were detectable (above 50 pg/mL, the lower limit of quantification of the assay) in 11% of samples (21 of 189), and ranged from 0.05 ng/mL to 0.81 ng/mL.

13 NONCLINICAL TOXICOLOGY

13.1 Carcinogenesis, Mutagenesis, Impairment of Fertility

No adequate studies in animals have been conducted to determine whether DEXTENZA has the potential for carcinogenesis.

Dexamethasone was not mutagenic in the Ames/Salmonella assay, both with and without metabolic activation. Dexamethasone was genotoxic in two *in vitro* assays using human lymphocytes (chromosomal aberration assay and sister chromatid exchange assay) and was genotoxic in two mouse *in vivo* assays (micronucleus assay and sister chromatid exchange assay).

Fertility studies have not been conducted in animals using DEXTENZA.

14 CLINICAL STUDIES

14.1 Ocular Inflammation and Pain Following Ophthalmic Surgery

In three randomized, multicenter, double-masked, parallel group, vehicle-controlled efficacy trials, patients received DEXTENZA or its vehicle immediately upon completion of cataract surgery (NCT02034019, NCT02089113, NCT02736175). In all three trials, DEXTENZA had a higher proportion of patients than the vehicle group who were pain free on post-operative Day 8. On post-operative Day 14, in two of the three studies, DEXTENZA had a higher proportion of patients than the vehicle group who had an absence of anterior chamber cells that was statistically significant. Results are shown in Table 1 and Table 2.

Table 1: Percentage of Patients with Absence of Anterior Chamber Cells

Visit	Study 1			Study 2			Study 3		
	dextenza (N=164) n (%)	Vehicle (N=83) n (%)	Difference (95% CI)	dextenza (N=161) n (%)	Vehicle (N=80) n (%)	Difference (95% CI)	Dextenza (N=216) n (%)	Vehicle (N=222) n (%)	Difference (95% CI)
Day 14	54 (33%)	12 (14%)	18% (8%, 29%)	63 (39%)	25 (31%)	8% (-5%, 21%)	113 (52%)	69 (31%)	21% (12%, 30%)

Table 2: Percentage of Patients with Absence of Pain

Visit	Study 1			Study 2			Study 3		
	Dextenza (N=164) n (%)	Vehicle (N=83) n (%)	Difference (95% CI)	Dextenza (N=161) n (%)	Vehicle (N=80) n (%)	Difference (95% CI)	Dextenza (N=216) n (%)	Vehicle (N=222) n (%)	Difference (95% CI)
Day 8	131 (80%)	36 (43%)	37% (24%, 49%)	124 (77%)	47 (59%)	18% (6%, 31%)	172 (80%)	136 (61%)	18% (10%, 27%)

14.2 Itching associated with Allergic Conjunctivitis

In three randomized, multicenter, double-masked, parallel group, vehicle-controlled efficacy trials, patients received DEXTENZA or its vehicle utilizing a repeat conjunctival allergen challenge model (NCT02445326, NCT02988882, NCT04050865). In all three trials, DEXTENZA resulted in lower mean ocular itching scores compared with the vehicle group at all time points throughout the one-month duration of the study. In two of the three studies, a higher proportion of patients had statistically significant reductions in ocular itching on Day 8, at 3 minutes, 5 minutes and 7 minutes post-challenge in the DEXTENZA group than in the vehicle group. Results are shown in Table 3.

Table 3: Reduction in Ocular Itching

Visit	Time Point	Study 1			Study 2			Study 3		
		Dextenza (N=35) Least Square Means	Vehicle (N=38) Least Square Means	Difference (95% CI)	Dextenza (N=44) Least Square Means	Vehicle (N=42) Least Square Means	Difference (95% CI)	Dextenza (N=48) Least Square Means	Vehicle (N=48) Least Square Means	Difference (95% CI)
Day 8	3 min	1.9	2.7	-0.7 (-1.2, -0.3)	2.1	2.3	-0.2 (-0.7, 0.3)	1.8	2.7	-0.9 (-1.2, -0.4)
	5 min	2.1	2.8	-0.7 (-1.2, -0.3)	2.1	2.3	-0.2 (-0.8, 0.3)	1.8	2.7	-1.0 (-1.4, -0.6)
	7 min	1.9	2.7	-0.8 (-1.2, -0.4)	2.1	2.4	-0.3 (-0.8, 0.3)	1.7	2.7	-1.0 (-1.4, -0.6)

14.3 Study in Pediatric Patients

The safety of DEXTENZA was evaluated in a single, randomized, multicenter, double-masked, active-controlled clinical study in 65 pediatric patients up to 5 years old for the treatment of postoperative pain and inflammation following ocular surgery for pediatric cataract.

Patients were randomized to either DEXTENZA or prednisolone acetate ophthalmic suspension, 1%. As in the adult studies, patients were pain free, on post-operative Day 8 and had an absence of anterior chamber cells, on post-operative Day 14, in the DEXTENZA treated group. No overall differences in safety were observed between pediatric and adult patients.

16 HOW SUPPLIED/STORAGE AND HANDLING

DEXTENZA is supplied sterile in a foam carrier within a foil laminate pouch containing:

NDC 70382-204-10	Carton containing 10 pouches (10 inserts)
NDC 70382-204-01	Carton containing 1 pouch (1 insert)

Do not use if pouch has been damaged or broken.

DEXTENZA is intended for single dose only.

Storage: Store refrigerated, between 2°C and 8°C (36°F and 46°F). Do not freeze. Protect from light, keep in package until use.

17 PATIENT COUNSELING INFORMATION

Advise patients to consult their eye care professional, if pain, redness, or itching develops.

Ocular

Therapeutix™

Ocular Therapeutix, Inc.

Bedford, MA 01730 USA

US Patent Nos.: 8,409,606; 8,563,027; 9,254,267

Principal Display Panel - Dextenza 1 ct Box Label

NDC 70382-204-01

0.4 mg insert

1 insert

Dextenza®

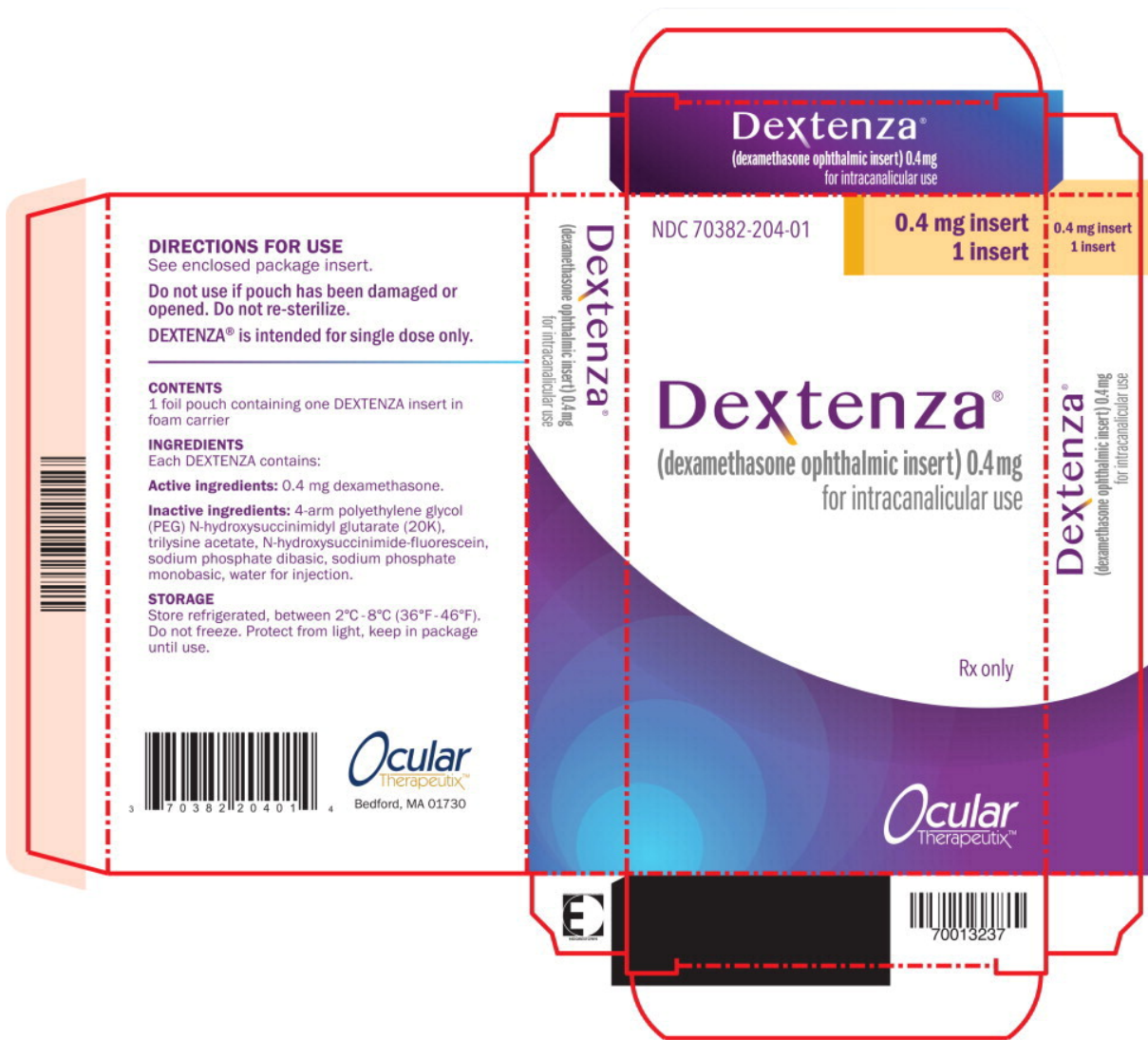
(dexamethasone ophthalmic insert) 0.4mg

for intracanalicular use

Rx only

Ocular

Therapeutix™



Principal Display Panel - Dextenza 10 ct Box Label

NDC 70382-204-10

0.4 mg insert

10 inserts

Dextenza[®]

(dexamethasone ophthalmic insert) 0.4mg

for intracanalicular use

Rx only

Ocular

Therapeutix[™]



Principal Display Panel - Dextenza Sample 1 ct Box Label

NDC 70382-204-99

0.4 mg insert

1 inserts

Dextenza®

(dexamethasone ophthalmic insert) 0.4mg

for intracanalicular use

Rx only

SAMPLE

Not for resale.

US Patent Nos.

7,648,713 8,409,606 8,563,027 9,254,267

Ocular

Therapeutix™



Principal Display Panel - Dextenza Pouch Label

Dextenza[®]
(dexamethasone ophthalmic insert) 0.4mg
for intracanalicular use

Ocular Therapeutix, Inc.
 Bedford, MA 01730 USA
 NDC 70382-204-88

Rx only

LOT:

EXP DATE:

DIRECTIONS FOR USE: See enclosed package insert. Do not use if pouch has been damaged or broken. DEXTENZA is intended for single dose only.

CONTENTS: One DEXTENZA insert in foam carrier.

STORAGE: Refrigerate between 2 ° C - 8 ° C (36° F - 46° F). Do not freeze. Protect from light, keep in package until use.

STERILE: Do not re-sterilize.

Dextenza[®]

(dexamethasone ophthalmic insert) 0.4mg
for intracanalicular use

NDC 70382-204-88 **Rx Only**

LOT: **EXP DATE:**


DIRECTIONS FOR USE: See enclosed package insert. Do not use if pouch has been damaged or broken. DEXTENZA is intended for single dose only.

CONTENTS: One DEXTENZA insert in foam carrier.

STORAGE: Refrigerate between 2°C - 8°C (36°F - 46°F). Do not freeze. Protect from light, keep in package until use.

STERILE: Do not re-sterilize. PCR-780-12173

Ocular Therapeutix, Inc.
Bedford, MA 01730 USA



PULL APART HERE ▼▼▼

DEXTENZA			
dexamethasone insert			
Product Information			
Product Type	HUMAN PRESCRIPTION DRUG	Item Code (Source)	NDC:70382-204
Route of Administration	OPHTHALMIC, INTRACANALICULAR		
Active Ingredient/Active Moiety			
Ingredient Name	Basis of Strength	Strength	
dexamethasone (UNII: 7S5I7G3JQL) (dexamethasone - UNII:7S5I7G3JQL)	dexamethasone	0.4 mg	
Inactive Ingredients			
Ingredient Name	Strength		
POLYETHYLENE GLYCOL, UNSPECIFIED (UNII: 3WJQ0SDW1A)			
LYSYLLSYLLYSINE (UNII: Y7F82M80K8)			
FLUORESCEIN (UNII: TPY09G7XIR)			
SODIUM PHOSPHATE, DIBASIC, ANHYDROUS (UNII: 22ADO53M6F)			
SODIUM PHOSPHATE, MONOBASIC, ANHYDROUS (UNII: KH7I04HPUU)			
Product Characteristics			
Color	yellow (yellow)	Score	
Shape		Size	
Flavor		Imprint Code	

Contains**Packaging**

#	Item Code	Package Description	Marketing Start Date	Marketing End Date
1	NDC:70382-204-01	1 in 1 BOX, UNIT-DOSE	01/07/2019	
1	NDC:70382-204-88	1 in 1 POUCH; Type 0: Not a Combination Product		
2	NDC:70382-204-10	10 in 1 BOX, UNIT-DOSE	01/07/2019	
2	NDC:70382-204-88	1 in 1 POUCH; Type 0: Not a Combination Product		
3	NDC:70382-204-99	1 in 1 BOX, UNIT-DOSE	01/07/2019	
3	NDC:70382-204-88	1 in 1 POUCH; Type 0: Not a Combination Product		

Marketing Information

Marketing Category	Application Number or Monograph Citation	Marketing Start Date	Marketing End Date
NDA	NDA208742	01/07/2019	

Labeler - Ocular Therapeutix, Inc. (063391985)**Establishment**

Name	Address	ID/FEI	Business Operations
Isomedix Operations, Steris Corporation		117383794	STERILIZE(70382-204)

Establishment

Name	Address	ID/FEI	Business Operations
Ocular Therapeutix, Inc.		080122594	MANUFACTURE(70382-204)

Establishment

Name	Address	ID/FEI	Business Operations
Packaging Coordinators, Inc.		078525133	LABEL(70382-204) , PACK(70382-204)

Revised: 6/2024

Ocular Therapeutix, Inc.