

LIDOCAINE HCl- lidocaine hci injection, solution
HF Acquisition Co. LLC, DBA Health First

LIDOCAINE HCl INJECTION, USP 1% 50mg/5mL SYR

SPL Unclassified

AQUEOUS SOLUTIONS FOR
ACUTE MANAGEMENT OF
VENTRICULAR ARRHYTHMIAS

Ansyr® Plastic Syringe

LifeShield® Abboject® Syringe

Rx only

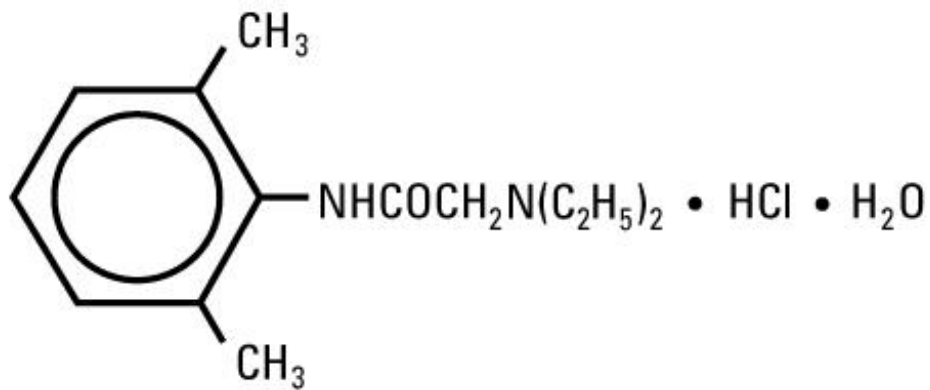
Description

Lidocaine Hydrochloride Injection, USP is a sterile, nonpyrogenic solution of an antiarrhythmic agent administered intravenously by either direct injection or continuous infusion. It is available in various concentrations with the following characteristics:

	Volume	Lidocaine	pH
	(Total Lidocaine HCl)	Hydrochloride (mg/mL)	
For Direct Intravenous Injection:			
	5 mL (100 mg)	20	5.0 to 7.0
Single-dose:			
	5 mL (50 mg)	10	5.0 to 7.0

May contain sodium hydroxide and/or hydrochloric acid for pH adjustment. Injections containing 10 mg/mL (1%) contain sodium chloride 7 mg and injections containing 20 mg/mL (2%) lidocaine hydrochloride contain sodium chloride 6 mg to adjust tonicity. Single-dose solutions contain no preservative and unused portions must be discarded after use.

Lidocaine Hydrochloride, USP is chemically designated 2-(Diethylamino)-2',6'-acetoxylidide monohydrochloride monohydrate, a white powder freely soluble in water. The molecular formula is $C_{14}H_{22}N_2O \cdot HCl \cdot H_2O$. The molecular weight is 288.82. It has the following structural formula:



The semi-rigid vial used for the plastic vials is fabricated from a specially formulated polyolefin. It is a copolymer of ethylene and propylene. The safety of the plastic has been confirmed by tests in animals according to USP biological standards for plastic containers. The container requires no vapor barrier to maintain the proper drug concentration.

The plastic syringe is molded from a specially formulated polypropylene. Water permeates from inside the container at an extremely slow rate which will have an insignificant effect on solution concentration over the expected shelf life. Solutions in contact with the plastic container may leach out certain chemical components from the plastic in very small amounts; however, biological testing was supportive of the safety of the syringe material.

Clinical Pharmacology

Mechanism of Action and Electrophysiology:

Studies of the effects of therapeutic concentrations of lidocaine on the electrophysiological properties of mammalian Purkinje fibers have shown that lidocaine attenuates phase 4 diastolic depolarization, decreases automaticity and causes a decrease or no change in excitability and membrane responsiveness. Action potential duration and effective refractory period of Purkinje fibers are decreased while the ratio of effective refractory period to action potential duration is increased. Action potential duration and effective refractory period of ventricular muscle are also decreased. Effective refractory period of the AV node may increase, decrease or remain unchanged and atrial effective refractory period is unchanged. Lidocaine raises the ventricular fibrillation threshold. No significant interactions between lidocaine and the autonomic nervous system have been described and consequently lidocaine has little or no effect on autonomic tone.

Clinical electrophysiological studies with lidocaine have demonstrated no change in sinus node recovery time or sinoatrial conduction time. AV nodal conduction time is unchanged or shortened and His-Purkinje conduction time is unchanged.

Hemodynamics:

At therapeutic doses, lidocaine has minimal hemodynamic effects in normal subjects and in patients with heart disease. Lidocaine has been shown to cause no, or minimal decrease in ventricular contractility, cardiac output, arterial pressure or heart rate.

Pharmacokinetics and Metabolism:

Lidocaine is rapidly metabolized by the liver and less than 10% of a dose is excreted unchanged in the urine. Oxidative N-dealkylation, a major pathway of metabolism, results in the metabolites monoethylglycinexylidide and glycinexylidide. The pharmacological/toxicological activities of these metabolites are similar to but less potent than lidocaine. The primary metabolite in urine is a conjugate of 4-hydroxy-2, 6-dimethylaniline.

The elimination half-life of lidocaine following an intravenous bolus injection is typically 1.5 to 2 hours. There are data that indicate that the half-life may be 3 hours or longer following infusions of greater than 24 hours.

Because of the rapid rate at which lidocaine is metabolized, any condition that alters liver function, including changes in liver blood flow, which could result from severe congestive heart failure or shock may alter lidocaine kinetics. The half-life may be two-fold or more greater in patients with liver dysfunction. Renal dysfunction does not affect lidocaine kinetics, but may increase the accumulation of metabolites.

Therapeutic effects of lidocaine are generally associated with plasma levels of 6 to 25 $\mu\text{mole/L}$ (1.5 to 6 mcg free base per mL). The blood to plasma distribution ratio is approximately 0.84. Objective adverse manifestations become increasingly apparent with increasing plasma levels above 6 mcg free base per mL.

The plasma protein binding of lidocaine is dependent on drug concentration and the fraction bound decreases with increasing concentration. At concentrations of 1 to 4 mcg free base per mL, 60 to 80 percent of lidocaine is protein bound. In addition to lidocaine concentration, the binding is dependent on the plasma concentration of the α -1-acid glycoprotein.

Lidocaine readily crosses the placental and blood-brain barriers. Dialysis has negligible effects on the kinetics of lidocaine.

Indication and Usage

Lidocaine hydrochloride injection administered intravenously or intramuscularly, is specifically indicated in the acute management of ventricular arrhythmias such as those occurring in relation to acute myocardial infarction, or during cardiac manipulation, such as cardiac surgery.

Contraindications

Lidocaine hydrochloride is contraindicated in patients with a known history of hypersensitivity to local anesthetics of the amide type. Lidocaine hydrochloride should not be used in patients with Stokes-Adams syndrome, Wolff-Parkinson-White syndrome or with severe degrees of sinoatrial, atrioventricular or intraventricular block in the absence of an artificial pacemaker.

Warnings

IN ORDER TO MANAGE POSSIBLE ADVERSE REACTIONS, RESUSCITATIVE EQUIPMENT, OXYGEN AND OTHER RESUSCITATIVE DRUGS SHOULD BE IMMEDIATELY AVAILABLE WHEN LIDOCAINE HYDROCHLORIDE INJECTION IS USED.

Systemic toxicity may result in manifestations of central nervous system depression (sedation) or irritability (twitching), which may progress to frank convulsions accompanied by respiratory depression and/or arrest. Early recognition of premonitory signs, assurance of adequate oxygenation and, where necessary, establishment of artificial airway with ventilatory support are essential to management of this problem. Should convulsions persist despite ventilatory therapy with oxygen, small increments of anticonvulsant drugs may be used intravenously. Examples of such agents include benzodiazepines (e.g., diazepam), ultrashort-acting barbiturates (e.g., thiopental or thiamylal) or a short-acting barbiturate (e.g., pentobarbital or secobarbital). If the patient is under anesthesia, a short-acting muscle relaxant (e.g., succinylcholine) may be used. Longer acting drugs should be used only when recurrent convulsions are evidenced.

Should circulatory depression occur, vasopressors may be used.

Constant electrocardiographic monitoring is essential to the proper administration of lidocaine hydrochloride. Signs of excessive depression of cardiac electrical activity such as sinus node dysfunction, prolongation of the P-R interval and QRS complex or the appearance or aggravation of arrhythmias, should be followed by flow adjustment and, if necessary, prompt cessation of the intravenous infusion of this agent. Occasionally, acceleration of ventricular rate may occur when lidocaine hydrochloride is administered to patients with atrial flutter or fibrillation.

Precautions

1. General:

Caution should be employed in the use of lidocaine hydrochloride in patients with severe liver or kidney disease because accumulation of the drug or metabolites may occur.

Lidocaine Hydrochloride Injection, USP should be used with caution in the treatment of patients with hypovolemia, severe congestive heart failure, shock and all forms of heart block. In patients with sinus bradycardia or incomplete heart block, the administration of lidocaine hydrochloride intravenously for the elimination of ventricular ectopic beats without prior acceleration in heart rate (e.g., by atropine, isoproterenol or electric pacing) may promote more frequent and serious ventricular arrhythmias or complete heart block (see CONTRAINDICATIONS).

Dosage should be reduced for pediatric patients and for debilitated and/or elderly patients, commensurate with their age and physical status.

The safety of amide local anesthetic agents in patients with genetic predisposition of malignant hyperthermia has not been fully assessed; therefore, lidocaine should be used with caution in such patients.

In hospital environments where drugs known to be triggering agents for malignant hyperthermia (fulminant hypermetabolism) are administered, it is suggested that a standard protocol for management should be available.

It is not known whether lidocaine may trigger this reaction; however, large doses resulting in significant plasma concentrations, as may be achieved by intravenous infusion, pose potential risk to these individuals. Recognition of early unexplained signs of tachycardia, tachypnea, labile blood pressure and metabolic acidosis may precede temperature elevation. Successful outcome is dependent on early diagnosis, prompt

discontinuance of the triggering agent and institution of treatment including oxygen therapy, supportive measures and dantrolene (for details see dantrolene package insert).

2. Patient Information:

The patient should be advised of the possible occurrence of the experiences listed under ADVERSE REACTIONS.

3. Laboratory Tests:

None known.

4. Drug Interactions:

Lidocaine Hydrochloride Injection, USP should be used with caution in patients with digitalis toxicity accompanied by atrioventricular block. Concomitant use of beta-blocking agents or cimetidine may reduce hepatic blood flow and thereby reduce lidocaine clearance. The concomitant use of these two agents may cause an increased incidence of adverse reactions, including central nervous system adverse reactions such as seizure.

Lidocaine and tocainide are pharmacodynamically similar.

5. Carcinogenesis, Mutagenesis, Impairment of Fertility:

Long term studies in animals to evaluate the carcinogenic and mutagenic potential or the effect on fertility of lidocaine HCl have not been conducted.

6. Pregnancy:

Teratogenic Effects: Reproduction studies have been performed in rats at doses up to 6.6 times the maximum human doses and have revealed no significant findings. There are, however, no adequate and well-controlled studies in pregnant women. Because animal reproduction studies are not always predictive of human response, this drug should be used during pregnancy only if clearly needed.

7. Labor and Delivery:

The effects of lidocaine HCl on the mother and the fetus, when used in the management of cardiac arrhythmias during labor and delivery are not known. Lidocaine readily crosses the placental barrier.

8. Nursing Mothers:

It is not known whether this drug is excreted in human milk. Because many drugs are excreted in human milk, caution should be exercised when lidocaine is administered to a nursing woman.

9. Pediatric Use:

Controlled clinical studies have not been conducted in the pediatric population to establish safety and efficacy in this population (see DOSAGE AND ADMINISTRATION).

Adverse Reactions

Adverse experiences following the administration of lidocaine are similar in nature to those observed with other amide local anesthetic agents. Adverse experiences may

result from high plasma levels caused by excessive dosage or may result from a hypersensitivity, idiosyncrasy or diminished tolerance on the part of the patient. Serious adverse experiences are generally systemic in nature. The following types are those most commonly reported. The adverse experiences under Central Nervous System and Cardiovascular System are listed, in general, in a progression from mild to severe.

Central Nervous System: CNS reactions are excitatory and/or depressant and may be characterized by light-headedness, nervousness, apprehension, euphoria, confusion, dizziness, drowsiness, tinnitus, blurred or double vision, vomiting, sensations of heat, cold or numbness, twitching, tremors, convulsions, unconsciousness, respiratory depression and arrest. The excitatory reactions may be very brief or may not occur at all, in which case, the first manifestation of toxicity may be drowsiness, merging into unconsciousness and respiratory arrest.

Cardiovascular System: Cardiovascular reactions are usually depressant in nature and are characterized by bradycardia, hypotension and cardiovascular collapse, which may lead to cardiac arrest.

Allergic reactions as a result of sensitivity to lidocaine are extremely rare and, if they occur, should be managed by conventional means.

Neurologic: There have been reported cases of permanent injury to extraocular muscles requiring surgical repair following retrobulbar administration.

Drug Abuse and Dependence

Although specific studies have not been conducted, lidocaine HCl has been used clinically without evidence of abuse of this drug or of psychological or physical dependence as a result of its use.

Overdosage

Overdosage of lidocaine HCl usually results in signs of central nervous system or cardiovascular toxicity (see ADVERSE REACTIONS).

Should convulsions or signs of respiratory depression and arrest develop, the patency of the airway and adequacy of ventilation must be assured immediately. Should convulsions persist despite ventilatory therapy with oxygen, small increments of anticonvulsive agents may be given intravenously. Examples of such agents include a benzodiazepine (e.g., diazepam), an ultrashort-acting barbiturate (e.g., thiopental or thiamylal) or a short-acting barbiturate (e.g., pentobarbital or secobarbital). If the patient is under general anesthesia, a short-acting muscle relaxant (e.g., succinylcholine) may be administered.

Should circulatory depression occur, vasopressors may be used. Should cardiac arrest occur, standard CPR procedures should be instituted.

Dialysis is of negligible value in the treatment of acute overdosage from lidocaine HCl.

Dosage and Administration

Adults:

Single Direct Intravenous Injection (bolus): ONLY THE 5 mL, 50 MG or 100 MG DOSAGE SIZES should be used for direct intravenous injection. The usual dose is 50 to 100 mg of lidocaine hydrochloride (0.70 to 1.4 mg/kg; 0.32 to 0.63 mg/lb) administered intravenously under ECG monitoring. This dose may be administered at the rate of approximately 25 to 50 mg/min (0.35 to 0.70 mg/kg/min; 0.16 to 0.32 mg/lb/min). Sufficient time should be allowed to enable a slow circulation to carry the drug to the site of action. If the initial injection of 50 to 100 mg does not produce a desired response, a second dose may be injected after five minutes. NO MORE THAN 200 TO 300 MG OF LIDOCAINE HYDROCHLORIDE SHOULD BE ADMINISTERED DURING A ONE HOUR PERIOD.

Continuous Intravenous Infusion: Following bolus administration, intravenous infusions of lidocaine hydrochloride may be initiated at the rate of 1 to 4 mg/min of lidocaine hydrochloride (0.014 to 0.057 mg/kg/min; 0.006 to 0.026 mg/lb/min). The rate of intravenous infusions should be reassessed as soon as the patient's basic cardiac rhythm appears to be stable or at the earliest signs of toxicity. It should rarely be necessary to continue intravenous infusions of lidocaine for prolonged periods.

When administering lidocaine hydrochloride (or any potent medication) by continuous intravenous infusion, it is advisable to use a precision volume control I.V. set.

Pediatric: Controlled clinical studies in the pediatric population to establish dosing schedules have not been conducted. The American Heart Association's Standards and Guidelines recommends a bolus dose of 1 mg/kg, and an infusion rate of between 20-50 mcg/kg/min for prolonged therapy. When drug clearance is reduced, as in patients with shock, congestive heart failure or cardiac arrest, the infusion rate should not exceed 20 mcg/kg/min.

NOTE: Regarding Prolonged Infusions: There are data that indicate the half-life may be 3 hours or longer following infusions of greater than 24 hours in duration. Do not use if solution is discolored or cloudy.

Parenteral drug products should be inspected visually for particulate matter and discoloration prior to administration whenever solution and container permit.

To prevent needle-stick injuries, needles should not be recapped, purposely bent or broken by hand.

How Supplied

LIDOCAINE HCl INJECTION, USP is supplied in the following dosage forms.

NDC 51662-1230-1

LIDOCAINE HCl INJECTION, USP 1% 50mg/5mL SYR

NDC 51662-1230-2

LIDOCAINE HCl INJECTION, USP 1% 50mg/5mL SYR 1 SYR/POUCH

NDC 51662-1230-3

LIDOCAINE HCl INJECTION, USP 1% 50mg/5mL SYR 1 SYR/POUCH 10 POUCHES/CASE

HF Acquisition Co LLC, DBA HealthFirst

Mukilteo, WA 98275

Also supplied in the following manufacture supplied dosage forms

Lidocaine Hydrochloride Injection, USP is supplied as follows:

NDC No.	Container	Concentration	Size	Total (mg)
For direct intravenous injection:				
Single-dose:				
0409-1323-05	Ansy [®] Plastic Syringe	2% (20 mg/mL)	5 mL	100
0409-9137-05	Ansy [®] Plastic Syringe	1% (10 mg/mL)	5 mL	50
0409-4903-34	LifeShield [®] Abboject [®] Syringe with Male Luer Lock Adapter (20-Gauge protected needle)**	2% (20 mg/mL)	5 mL	100
0409-4904-34	LifeShield [®] Abboject [®] Syringe with Male Luer Lock Adapter (20-Gauge protected needle)**	1% (10 mg/mL)	5 mL	50

**Abboject[®] Unit of Use Syringe with Male Luer Lock Adapter and protected needle. Store at 20 to 25° C (68 to 77° F). [See USP Controlled Room Temperature.]

Distributed by Hospira, Inc., Lake Forest, IL 60045 USA
 Abboject[®] is a trademark of the Abbott group of companies.

SPL Unclassified

LIFESHIELD[®] is the trademark of ICU Medical, Inc. and is used under license.

LAB-1021-3.0

Revised: 04/2018

PRINCIPAL DISPLAY PANEL - 50 mg/5 mL Syringe Carton

5 mL

NDC 0409-4904-34

I.V. for Cardiac
Arrhythmias

LIDOCAINE
HCl
Injection, USP
1%

50 mg/5 mL

LifeShield®

Glass
ABBOJECT®
Unit of Use Syringe

with male luer lock
adapter and 20-Gauge
protected needle

50 mg

Rx only

Hospira

◀ PRESS AND PULL TO OPEN



Principle Display Panel-Serialized Label



PRINCIPAL DISPLAY PANEL - 50 mg/5 mL Syringe Label

Approx. mL


1% LIDOCAINE HCl 50 mg/5 mL


0 1 2 3 4

5 mL Single-dose NDC 0409-4904-34

1% LIDOCAINE
HCl Injection, USP
50 mg/5 mL Rx only

Contains no preservatives. See insert for dosage.
Sterile, nonpyrogenic. LV for cardiac arrhythmias.

Hospira, Inc., Lake Forest, IL 60045 USA  Hospira

 RL-0180 (5/04)

PRINCIPAL DISPLAY PANEL - 51662-1230-2 POUCH LABELING

51662-1230-2 POUCH LABELING

LIDOCAINE HCL INJECTION, USP 1% 50mg/5mL
(10mg/mL) 5mL SYR

NDC: 51662-1230-2
LOT: 123456
EXP: 2030-01-01

(01) 00351662123027
(10) 123456
(17) 300101
(21) 80511934674

INTRAVENOUS FOR CARDIAC ARRHYTHMIAS. LIFESHIELD® GLASS
ABBOJECT® UNIT OF USE SYRINGE WITH MALE LUER LOCK ADAPTER AND
20-GAUGE PROTECTED NEEDLE. EACH mL CONTAINS LIDOCAINE
HYDROCHLORIDE 10mg; SODIUM CHLORIDE 7mg. MAY CONTAIN SODIUM
HYDROXIDE AND/OR HYDROCHLORIC ACID FOR pH ADJUSTMENT. pH 5.0 TO
7.0. MEDICATION, FLUID PATH AND NEEDLE ARE STERILE AND
NONPYROGENIC IF CAPS AND PROTECTIVE COVER ARE UNDISTURBED AND
PACKAGE IS INTACT. USUAL DOSAGE: SEE INSERT. STORE AT 20 TO 25°C
(68° TO 77°F). [SEE USP CONTROLLED ROOM TEMPERATURE]

See manufacturer's package insert
ORIGINAL MFG NDC: 0409-4904-34

RX ONLY

Manufactured by HF Acquisition Co., LLC
Mukilteo, WA 98275



PRINCIPAL DISPLAY PANEL - 51662-1230-3 CASE LABELING

51662-1230-3 CASE LABELING

LIDOCAINE HCL INJECTION, USP 1% 50mg/5mL
(10mg/mL) 5mL SYR (BOX OF 10)

NDC: 51662-1230-3
LOT: 123456
EXP: 2030-01-01

(01) 00351662123034
(10) 123456
(17) 300101
(21) 201037341827

INTRAVENOUS FOR CARDIAC ARRHYTHMIAS. LIFESHIELD® GLASS
ABBOJECT® UNIT OF USE SYRINGE WITH MALE LUER LOCK ADAPTER AND
20-GAUGE PROTECTED NEEDLE. EACH mL CONTAINS LIDOCAINE
HYDROCHLORIDE 10mg; SODIUM CHLORIDE 7mg. MAY CONTAIN SODIUM
HYDROXIDE AND/OR HYDROCHLORIC ACID FOR pH ADJUSTMENT. pH 5.0 TO
7.0. MEDICATION, FLUID PATH AND NEEDLE ARE STERILE AND
NONPYROGENIC IF CAPS AND PROTECTIVE COVER ARE UNDISTURBED AND
PACKAGE IS INTACT. USUAL DOSAGE: SEE INSERT. STORE AT 20 TO 25°C
(68° TO 77°F). [SEE USP CONTROLLED ROOM TEMPERATURE]

See manufacturer's package insert
ORIGINAL MFG NDC: 0409-4984-34

RX ONLY

Manufactured by HF Acquisition Co., LLC
Mukilteo, WA 98275

CASE



51662-1230-3 RFID LABELING

(01)00351662123034
(17)230919
(21)351662141212
(10)HF1234TESTING

SEE MANUFACTURE'S INSERT
DISTRIBUTED BY HF ACQUISITIONS CO., LLC
MUKILTEO, WA 98275

RX ONLY



LIDOCAINE HCl

lidocaine hci injection, solution

Product Information

Product Type	HUMAN PRESCRIPTION DRUG	Item Code (Source)	NDC:51662-1230(NDC:0409-4904)
Route of Administration	INTRAVENOUS		

Active Ingredient/Active Moiety

Ingredient Name	Basis of Strength	Strength
LIDOCAINE HYDROCHLORIDE (UNII: V13007Z41A) (LIDOCAINE - UNII:98PI200987)	LIDOCAINE HYDROCHLORIDE	10 mg in 1 mL

Inactive Ingredients

Ingredient Name	Strength
SODIUM HYDROXIDE (UNII: 55X04QC32I)	
HYDROCHLORIC ACID (UNII: QTT17582CB)	
SODIUM CHLORIDE (UNII: 451W47IQ8X)	

Packaging

#	Item Code	Package Description	Marketing Start Date	Marketing End Date
1	NDC:51662-1230-1	1 in 1 CARTON	08/25/2018	
1		5 mL in 1 SYRINGE, PLASTIC; Type 1: Convenience Kit of Co-Package		
2	NDC:51662-1230-3	10 in 1 CASE	03/17/2022	
2	NDC:51662-1230-2	1 in 1 POUCH		
2		5 mL in 1 SYRINGE; Type 1: Convenience Kit of Co-Package		

Marketing Information

Marketing Category	Application Number or Monograph Citation	Marketing Start Date	Marketing End Date
ANDA	ANDA083158	08/25/2018	

Labeler - HF Acquisition Co. LLC, DBA Health First (045657305)

Registrant - HF Acquisition Co. LLC, DBA Health First (045657305)

Establishment

Name	Address	ID/FEI	Business Operations
HF Acquisition Co. LLC, DBA Health First		045657305	relabel(51662-1230)

Revised: 1/2024

HF Acquisition Co. LLC, DBA Health First