

**SYNOVEX CHOICE- trenbolone acetate and estradiol benzoate implant**  
**Zoetis Inc.**

-----  
**SYNOVEX Choice®**

SUBCUTANEOUS IMPLANTS FOR GROWING BEEF STEERS AND HEIFERS IN A DRY LOT AND FED IN CONFINEMENT FOR SLAUGHTER

SYNOVEX Choice®  
(trenbolone acetate and estradiol benzoate implants)

100 mg trenbolone acetate and 14 mg estradiol benzoate per implant

SYNOVEX Choice® (trenbolone acetate and estradiol benzoate implants) is a growth promoting implant containing 100 mg of trenbolone acetate and 14 mg of estradiol benzoate per implant. Each implant consists of 4 pellets. Ten implants are provided in each cartridge.

**NOTE:** Administration of a single SYNOVEX Choice® implant or its use in a reimplantation program with a SYNOVEX Choice®, SYNOVEX Plus®, or SYNOVEX® ONE Feedlot implant may result in decreased marbling scores when compared to non-implanted steers and heifers.

**WITHDRAWAL PERIODS AND RESIDUE WARNINGS**

No withdrawal period is required when used according to labeling.

Do not use in beef calves less than 2 months of age, dairy calves, and veal calves. A withdrawal period has not been established for this product in pre-ruminating calves.

Do not use in dairy cows or in animals intended for subsequent breeding. Use in these cattle may cause drug residues in milk and/or in calves born to these cows.

Implant pellets subcutaneously in ear only. Any other location is a violation of Federal law. Do not attempt salvage of implanted site for human or animal food.

**USER SAFETY WARNINGS**

Not for use in humans. Keep out of reach of children.

**ANIMAL SAFETY WARNINGS**

Bulling has occasionally been reported in implanted steers and heifers. Vaginal and rectal prolapse, udder development, ventral edema and elevated tailheads have occasionally been reported in heifers administered SYNOVEX Choice® implants.

## **DIRECTIONS**

Administer one SYNOVEX Choice® implant (four pellets), containing 100 mg of trenbolone acetate and 14 mg of estradiol benzoate, to each steer or heifer by subcutaneous implantation in the middle-third of the ear. If using in a reimplantation program, reimplant steers or heifers 60 to 120 days later with a SYNOVEX Choice®, SYNOVEX Plus®, or SYNOVEX® ONE Feedlot implant.

Use only a SYNOVEX applicator. Approved implantation technique is fully described in the fold-out carton section. **Never sacrifice careful, clean technique for speed of implantation.**

## **STORAGE**

Store unopened product at controlled room temperature 20°-25°C (68°-77°F) with excursions between 15°-30°C (59°-86°F). Avoid excessive heat and humidity. Use product before the expiration date on the label.

Once the pouch is opened, unused product may be stored in the end-folded pouch (away from light) for up to six months under refrigerated conditions 2°-8°C (36°-47°F) or at room temperature 20°-25°C (68°-77°F) with excursions between 15°-30°C (59°-86°F) for up to one month.

## **DISPOSAL**

SYNOVEX Choice® waste materials should be disposed of according to prescribed Federal, State, and Local guidelines.

## **INDICATIONS FOR USE**

- For increased rate of weight gain in growing beef steers and heifers in a dry lot.
- For increased rate of weight gain in growing beef steers fed in confinement for slaughter and for increased rate of weight gain and improved feed efficiency in growing beef heifers fed in confinement for slaughter.
- For increased rate of weight gain for up to 200 days in growing beef steers and heifers fed in confinement for slaughter in a reimplantation program where SYNOVEX Choice® is the first implant and a SYNOVEX Choice®, SYNOVEX Plus®, or SYNOVEX® ONE Feedlot implant is administered 60 to 120 days later.
- Other than as described on the labeling, this implant is not approved for repeated implantation (reimplantation) with any other cattle ear implant in growing beef steers and heifers fed in confinement for slaughter and in a dry lot as safety and effectiveness have not been evaluated.

Do not use in beef calves less than 2 months of age, dairy calves, and veal calves because effectiveness and safety have not been established.

Do not use in animals intended for subsequent breeding, or in dairy cows.

## **QUESTIONS/COMMENTS?**

For a copy of the Safety Data Sheet or to report side effects, contact Zoetis Inc. at 1-888-963-8471. For additional information about reporting side effects for animal drugs, contact FDA at 1-888-FDA-VETS or <http://www.fda.gov/reportanimalae>.

SYNOVEX Plus® (trenbolone acetate and estradiol benzoate implants) and SYNOVEX® ONE Feedlot (trenbolone acetate and estradiol extended-release implants) are owned by Zoetis.

Manufactured By A Non-Sterilizing Process

Restricted Drug (California)—Use Only As Directed.

## **IMPORTANT**

Read ALL sides of carton

## **NET CONTENTS: 10 CARTRIDGES**

Each Cartridge Contains 10 implants (100 implants total)

Approved by FDA under NADA # 141-043

zoetis

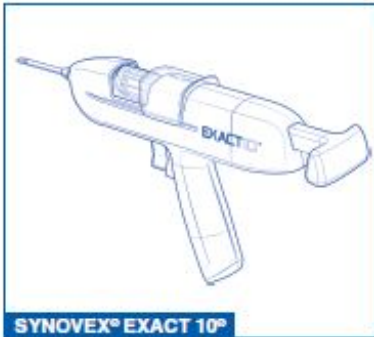
Distributed by:  
Zoetis Inc.  
Kalamazoo, MI 49007

40044980

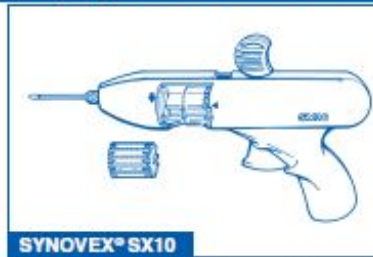
**PRINCIPAL DISPLAY PANEL - 10 Cartridge Implant Carton**

NO COPY

# SYNOVEX® Applicators



SYNOVEX® EXACT 10®



SYNOVEX® SX10



SYNOVEX® Metal Revolver

SYNOVEX Choice<sup>®</sup>

(trenbolone acetate and estradiol benzoate implants)

100 mg trenbolone acetate and 14 mg estradiol benzoate per implant

## HOW TO IMPLANT For use with a SYNOVEX Applicator

Study the following instructions carefully, then proceed step by step, until the technique becomes routine. Many heads can be implanted per hour by an experienced team, one member of which should be assigned to do nothing but the implantation. Care should be taken to insure the hands of the person administering the implant are clean and only sanitary instruments are used.

NO COPY

Restricted Drug (California)—  
Use Only as Directed.

Revision Date: April 2022



### STEP 1 Loading The Applicator



Load the applicator following the directions outlined in the instruction manual accompanying each applicator.

Additional information for the individual applicator user guides can be found at: [www.growwithsynovex.com](http://www.growwithsynovex.com).

### STEP 2 Restraint



The animal must be confined in a restraint mechanism (squeeze chute or head gate). The implant site on the back of the ear should be prepared by scrubbing with a firm bristled brush that has been soaked in a germicidal solution.

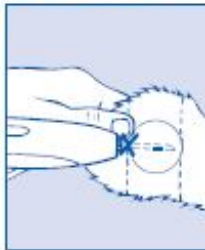
Note: If implanting horned cattle, greater safety is provided when the head is controlled by the use of a bull lead (nose tongs).

### STEP 3 Implant Site



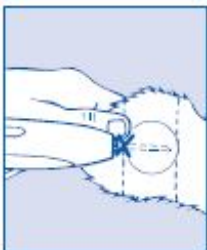
Divide the ear into three imaginary sections as illustrated. The implanted pellets should be deposited in the center one-third of the ear as shown. To accomplish this, the applicator needle should be inserted in the outer one-third of the ear as indicated by the "X" in the illustration. Implanting too close to the head may cause abnormal sexual behavior. Care should be taken to avoid severing the major arteries of the ear.

### STEP 4 Insert Needle



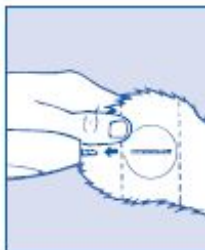
Grasp the ear with one hand. Holding the applicator firmly with the other hand, penetrate the skin at the point shown by the "X". Thrust the needle under the skin taking care not to penetrate the cartilage. Ease the applicator forward (toward the base of the ear) until the full needle length is beneath the skin.

### STEP 5 Pellet Implantation



When the needle is completely inserted, activate the instrument by squeezing the trigger completely. Refer to instructions for individual applicator.

### STEP 6 Inspection



Check the implant site. If properly administered, the implants should lie in a straight line under the skin. Re-cock the applicator. Disinfect the applicator needle in a germicidal solution. The applicator is now ready to implant the next animal.



SUBCUTANEOUS IMPLANTS FOR GROWING BEEF STEERS AND HEIFERS  
IN A DRY LOT AND FED IN CONFINEMENT FOR SLAUGHTER

# SYNOVEX Choice<sup>®</sup>

(trenbolone acetate and estradiol benzoate implants)

100 mg trenbolone acetate and 14 mg estradiol benzoate per implant

## SYNOVEX CHOICE

trenbolone acetate and estradiol benzoate implant

### Product Information

<b>Product Type</b>	OTC ANIMAL DRUG	<b>Item Code (Source)</b>	NDC:54771-3908
<b>Route of Administration</b>	SUBCUTANEOUS		

**Active Ingredient/Active Moiety**

<b>Ingredient Name</b>	<b>Basis of Strength</b>	<b>Strength</b>
<b>TRENBOLONE ACETATE</b> (UNII: RUD5Y4SV0S) (TRENBOLONE - UNII:P53R4420TR)	TRENBOLONE ACETATE	100 mg
<b>ESTRADIOL BENZOATE</b> (UNII: 1S4CJB5ZGN) (ESTRADIOL - UNII:4TI98Z838E)	ESTRADIOL BENZOATE	14 mg

**Packaging**

<b>#</b>	<b>Item Code</b>	<b>Package Description</b>	<b>Marketing Start Date</b>	<b>Marketing End Date</b>
1	NDC:54771-3908-1	1 in 1 BOX		
1		10 in 1 POUCH		
1		10 in 1 CARTRIDGE		

**Marketing Information**

<b>Marketing Category</b>	<b>Application Number or Monograph Citation</b>	<b>Marketing Start Date</b>	<b>Marketing End Date</b>
NADA	NADA141043	02/22/1996	

**Labeler** - Zoetis Inc. (828851555)

Revised: 4/2024

Zoetis Inc.