

BIMATOPROST- bimatoprost solution/ drops

Lifestar Pharma LLC

HIGHLIGHTS OF PRESCRIBING INFORMATION

These highlights do not include all the information needed to use BIMATOPROST OPTHALMIC SOLUTION 0.01% safely and effectively. See full prescribing information for BIMATOPROST OPTHALMIC SOLUTION 0.01%.

BIMATOPROST ophthalmic solution 0.01%, for topical ophthalmic use

Initial U.S. Approval: 2001

INDICATIONS AND USAGE

Bimatoprost ophthalmic solution 0.01% is a prostaglandin analog indicated for the reduction of elevated intraocular pressure in patients with open angle glaucoma or ocular hypertension. (1) (1)

DOSAGE AND ADMINISTRATION

One drop in the affected eye(s) once daily in the evening. (2) (2)

DOSAGE FORMS AND STRENGTHS

Ophthalmic solution containing 0.1 mg/mL of bimatoprost. (3) (3)

CONTRAINDICATIONS

Hypersensitivity. (4) (4)

WARNINGS AND PRECAUTIONS

- **Pigmentation** : Pigmentation of the iris, periorbital tissue (eyelid) and eyelashes can occur. Iris pigmentation is likely to be permanent. (5.1)
- **Eyelash Changes** : Gradual change to eyelashes including increased length, thickness and number of lashes. Usually reversible. (5.2)

ADVERSE REACTIONS

Most common adverse reaction (31%) is conjunctival hyperemia. (6.1) (6)

To report SUSPECTED ADVERSE REACTIONS, contact Lifestar Pharma LLC at 1-888-995- 4337 or FDA at 1-800-FDA-1088 or www.fda.gov/medwatch. (6)

USE IN SPECIFIC POPULATIONS

Use in pediatric patients below the age of 16 years is not recommended because of potential safety concerns related to increased pigmentation following long-term chronic use. (8.4) (7)

See 17 for PATIENT COUNSELING INFORMATION.

Revised: 5/2023

FULL PRESCRIBING INFORMATION: CONTENTS*

1 INDICATIONS AND USAGE

2 DOSAGE AND ADMINISTRATION

3 DOSAGE FORMS AND STRENGTHS

4 CONTRAINDICATIONS

5 WARNINGS AND PRECAUTIONS

5.1 Pigmentation

5.2 Eyelash Changes

5.3 Intraocular Inflammation

5.4 Macular Edema

5.5 Bacterial Keratitis

5.6 Contact Lens Use

6 ADVERSE REACTIONS

6.1 Clinical Trials Experience

6.2 Postmarketing Experience

8 USE IN SPECIFIC POPULATIONS

8.1 Pregnancy

8.2 Lactation

8.4 Pediatric Use

8.5 Geriatric Use

10 OVERDOSAGE

11 DESCRIPTION

12 CLINICAL PHARMACOLOGY

12.1 Mechanism of Action

12.3 Pharmacokinetics

13 NONCLINICAL TOXICOLOGY

13.1 Carcinogenesis, Mutagenesis, Impairment of Fertility

14 CLINICAL STUDIES

16 HOW SUPPLIED/STORAGE AND HANDLING

17 PATIENT COUNSELING INFORMATION

* Sections or subsections omitted from the full prescribing information are not listed.

FULL PRESCRIBING INFORMATION

1 INDICATIONS AND USAGE

Bimatoprost ophthalmic solution 0.01% is indicated for the reduction of elevated intraocular pressure in patients with open angle glaucoma or ocular hypertension.

2 DOSAGE AND ADMINISTRATION

The recommended dosage is one drop in the affected eye(s) once daily in the evening. Bimatoprost ophthalmic solution 0.01% should not be administered more than once daily since it has been shown that more frequent administration of prostaglandin analogs may decrease the intraocular pressure lowering effect.

Reduction of the intraocular pressure starts approximately 4 hours after the first administration with maximum effect reached within approximately 8 to 12 hours.

Bimatoprost ophthalmic solution 0.01% may be used concomitantly with other topical ophthalmic drug products to lower intraocular pressure. If more than one topical ophthalmic drug is being used, the drugs should be administered at least five (5) minutes apart.

3 DOSAGE FORMS AND STRENGTHS

Ophthalmic solution containing bimatoprost 0.1 mg/mL.

4 CONTRAINDICATIONS

Bimatoprost ophthalmic solution 0.01% is contraindicated in patients with hypersensitivity to bimatoprost or to any of the ingredients [see *Adverse Reactions* (6.2)].

5 WARNINGS AND PRECAUTIONS

5.1 Pigmentation

Bimatoprost ophthalmic solution has been reported to cause changes to pigmented tissues. The most frequently reported changes have been increased pigmentation of the iris, periorbital tissue (eyelid) and eyelashes.

Pigmentation is expected to increase as long as bimatoprost is administered. The pigmentation change is due to increased melanin content in the melanocytes rather than to an increase in the number of melanocytes. After discontinuation of bimatoprost, pigmentation of the iris is likely to be permanent, while pigmentation of the periorbital tissue and eyelash changes have been reported to be reversible in some patients. Patients who receive treatment should be informed of the possibility of increased pigmentation. The long term effects of increased pigmentation are not known.

Iris color change may not be noticeable for several months to years. Typically, the brown pigmentation around the pupil spreads concentrically towards the periphery of the iris and the entire iris or parts of the iris become more brownish. Neither nevi nor freckles of the iris appear to be affected by treatment. While treatment with bimatoprost ophthalmic solution 0.01% can be continued in patients who develop noticeably increased iris pigmentation, these patients should be examined regularly.

5.2 Eyelash Changes

Bimatoprost ophthalmic solution 0.01% may gradually change eyelashes and vellus hair in the treated eye. These changes include increased length, thickness, and number of lashes. Eyelash changes are usually reversible upon discontinuation of treatment.

5.3 Intraocular Inflammation

Prostaglandin analogs, including bimatoprost, have been reported to cause intraocular inflammation. In addition, because these products may exacerbate inflammation, caution should be used in patients with active intraocular inflammation (e.g., uveitis).

5.4 Macular Edema

Macular edema, including cystoid macular edema, has been reported during treatment with bimatoprost ophthalmic solution. Bimatoprost ophthalmic solution 0.01% should be used with caution in aphakic patients, in pseudophakic patients with a torn posterior lens capsule, or in patients with known risk factors for macular edema.

5.5 Bacterial Keratitis

There have been reports of bacterial keratitis associated with the use of multiple-dose containers of topical ophthalmic products. These containers had been inadvertently contaminated by patients who, in most cases, had a concurrent corneal disease or a disruption of the ocular epithelial surface.

5.6 Contact Lens Use

Bimatoprost ophthalmic solution 0.01% contains benzalkonium chloride, which may be absorbed by and cause discoloration of soft contact lenses. Contact lenses should be removed prior to instillation of bimatoprost ophthalmic solution 0.01% and may be reinserted 15 minutes following its administration.

6 ADVERSE REACTIONS

The following adverse reactions are described elsewhere in the labeling:

- Pigmentation including blepharal pigmentation and iris hyperpigmentation [*see Warnings and Precautions (5.1)*]
- Eyelash Changes [*see Warnings and Precautions (5.2)*]
- Intraocular Inflammation [*see Warnings and Precautions (5.3)*]
- Macular Edema [*see Warnings and Precautions (5.4)*]
- Hypersensitivity [*see Contraindications (4)*]

6.1 Clinical Trials Experience

Because clinical trials are conducted under widely varying conditions, adverse reaction rates observed in the clinical trials of a drug cannot be directly compared to rates in the clinical trials of another drug and may not reflect the rates observed in practice.

In a 12-month clinical study with bimatoprost ophthalmic solutions 0.01%, the most common adverse reaction was conjunctival hyperemia (31%). Approximately 1.6% of patients discontinued therapy due to conjunctival hyperemia. Other adverse drug reactions (reported in 1 to 4% of patients) with bimatoprost ophthalmic solution 0.01% in this study included conjunctival edema, conjunctival hemorrhage, eye irritation, eye pain, eye pruritus, erythema of eyelid, eyelids pruritus, growth of eyelashes, hypertrichosis, instillation site irritation, punctate keratitis, skin hyperpigmentation, vision blurred, and visual acuity reduced.

6.2 Postmarketing Experience

The following adverse reactions have been identified during postapproval use of bimatoprost ophthalmic solution 0.01%. Because these reactions are reported voluntarily from a population of uncertain size, it is not always possible to reliably estimate their frequency or establish a causal relationship to drug exposure. These reactions, which have been chosen for inclusion due to either their seriousness, frequency of reporting, possible causal connection to bimatoprost ophthalmic solution, or a combination of these factors include: asthma-like symptoms, dizziness, dry eye, dyspnea, eye discharge, eye edema, foreign body sensation, headache, hypersensitivity including signs and symptoms of eye allergy and allergic dermatitis, hypertension, lacrimation increased, periorbital and lid changes associated with periorbital fat atrophy leading to skin tightness, deepening of the eyelid sulcus, eyelid ptosis, enophthalmos, and eyelid retraction; and photophobia.

8 USE IN SPECIFIC POPULATIONS

8.1 Pregnancy

Risk Summary

There are no adequate and well-controlled studies of bimatoprost ophthalmic solution 0.01% administration in pregnant women. There is no increase in the risk of major birth defects or miscarriages based on bimatoprost postmarketing experience.

In embryofetal developmental studies, administration of bimatoprost to pregnant mice and rats during organogenesis, resulted in abortion and early delivery at oral doses at least 33 times (mice) or 94 times (rats) the human exposure to bimatoprost 0.03% dosed bilaterally once daily (based on blood area under the curve [AUC] levels). These adverse effects were not observed at 2.6 times (mice) and 47 times (rats) the human exposure to bimatoprost 0.03% dosed bilaterally once daily (based on blood AUC levels).

In pre/postnatal development studies, administration of bimatoprost to pregnant rats from organogenesis to the end of lactation resulted in reduced gestation length and fetal body weight, and increased fetal and pup mortality at oral doses at least 41 times the human systemic exposure to bimatoprost 0.03% dosed bilaterally once daily (based on blood AUC levels). No adverse effects were observed in rat offspring at exposures estimated at 14 times the human exposure to bimatoprost 0.03% dosed bilaterally once daily (based on blood AUC levels).

Because animal reproductive studies are not always predictive of human response bimatoprost ophthalmic solution 0.01% should be administered during pregnancy only if the potential benefit justifies the potential risk to the fetus.

Data

Animal Data

In an embryofetal development rat study, abortion was observed in pregnant rats administered bimatoprost orally during organogenesis at 0.6 mg/kg/day (94 times the human systemic exposure to bimatoprost 0.03% dosed bilaterally once daily, based on AUC). The No Observed Adverse Effect Level (NOAEL) for abortion was 0.3 mg/kg/day (estimated at 47 times the human systemic exposure to bimatoprost 0.03% dosed bilaterally once daily, based on AUC). No abnormalities were observed in rat fetuses at doses up to 0.6 mg/kg/day.

In an embryofetal development mouse study, abortion and early delivery were observed in pregnant mice administered bimatoprost orally during organogenesis at doses greater than or equal to 0.3 mg/kg/day (33 times the human systemic exposure to bimatoprost 0.03% dosed bilaterally once daily, based on AUC). The NOAEL for abortion and early delivery was 0.1 mg/kg/day (2.6 times the human systemic exposure to bimatoprost 0.03% dosed bilaterally once daily, based on AUC). No abnormalities were observed in mouse fetuses at doses up to 0.6 mg/kg/day (72 times the human systemic exposure to bimatoprost 0.03% dosed bilaterally once daily, based on AUC).

In a pre/postnatal development study, treatment of pregnant rats with bimatoprost orally from gestation day 7 to lactation day 20 resulted in reduced gestation length, increased late resorptions, fetal deaths, and postnatal pup mortality, and reduced pup body weight at doses greater than or equal to 0.3 mg/kg/day. These effects were observed at exposures at least 41 times the human systemic exposure to bimatoprost 0.03% dosed bilaterally once daily, based on AUC. The NOAEL for postnatal development and mating performance of the offspring was 0.1 mg/kg/day (estimated at 14 times the human systemic exposure to bimatoprost 0.03% dosed bilaterally once daily, based on

AUC).

8.2 Lactation

Risk Summary

It is not known whether topical ocular treatment with bimatoprost ophthalmic solution 0.01% could result in sufficient systemic absorption to produce detectable quantities in human milk. In animal studies, bimatoprost has been shown to be present in breast milk of lactating rats at an intravenous dose (i.e., 1 mg/kg) 970 times the RHOD (on a mg/m² basis), however, no animal data is available at clinically relevant doses.

The developmental and health benefits of breastfeeding should be considered along with the mother's clinical need for bimatoprost ophthalmic solution 0.01% and any potential adverse effects on the breastfed child from bimatoprost ophthalmic solution 0.01%.

8.4 Pediatric Use

Use in pediatric patients below the age of 16 years is not recommended because of potential safety concerns related to increased pigmentation following long-term chronic use.

8.5 Geriatric Use

No overall clinical differences in safety or effectiveness have been observed between elderly and other adult patients.

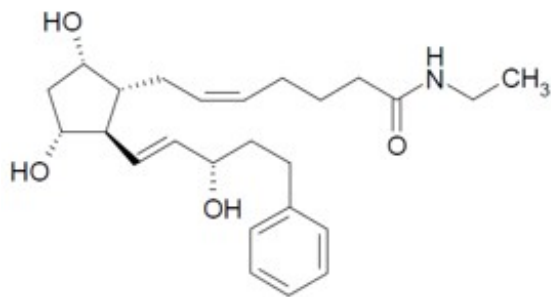
10 OVERDOSAGE

No information is available on overdosage in humans. If overdose with bimatoprost ophthalmic solution 0.01% occurs, treatment should be symptomatic.

In oral (by gavage) mouse and rat studies, doses up to 100 mg/kg/day did not produce any toxicity. This dose expressed as mg/m² is at least 210 times higher than the accidental dose of one bottle of bimatoprost ophthalmic solution 0.01% for a 10 kg child.

11 DESCRIPTION

Bimatoprost ophthalmic solution 0.01% is a synthetic prostamide analog with ocular hypotensive activity. Its chemical name is (Z)-7-[(1R,2R,3R,5S)-3,5-Dihydroxy-2-[(1E,3S)-3-hydroxy-5-phenyl-1-pentenyl]cyclopentyl]-N-ethyl-5-heptenamide, and its molecular weight is 415.6. Its molecular formula is C₂₅H₃₇NO₄. Its chemical structure is:



Bimatoprost is a white or almost white crystalline powder, which is very soluble in ethyl alcohol and methyl alcohol and slightly soluble in water. Bimatoprost ophthalmic solution 0.01% is a clear, isotonic, colorless, sterile ophthalmic solution with an osmolality of approximately 290 mOsmol/kg.

Bimatoprost ophthalmic solution 0.01% contains **Active:** bimatoprost 0.1 mg/mL; **Preservative:** benzalkonium chloride 0.2 mg/mL; **Inactives:** boric acid, glycerin, sodium borate, and water for injection. Sodium hydroxide and/or hydrochloric acid may be added to adjust pH. The pH during its shelf life ranges from 6.8-7.8.

12 CLINICAL PHARMACOLOGY

12.1 Mechanism of Action

Bimatoprost, a prostaglandin analog, is a synthetic structural analog of prostaglandin with ocular hypotensive activity. It selectively mimics the effects of naturally occurring substances, prostamides. Bimatoprost is believed to lower intraocular pressure (IOP) in humans by increasing outflow of aqueous humor through both the trabecular meshwork and uveoscleral routes. Elevated IOP presents a major risk factor for glaucomatous field loss. The higher the level of IOP, the greater the likelihood of optic nerve damage and visual field loss.

12.3 Pharmacokinetics

Absorption

After one drop of bimatoprost ophthalmic solution 0.03% was administered once daily to both eyes of 15 healthy subjects for two weeks, blood concentrations peaked within 10 minutes after dosing and were below the lower limit of detection (0.025 ng/mL) in most subjects within 1.5 hours after dosing. Mean C_{max} and AUC_{0-24hr} values were similar on days 7 and 14 at approximately 0.08 ng/mL and 0.09 ng•hr/mL, respectively, indicating that steady state was reached during the first week of ocular dosing. There was no significant systemic drug accumulation over time.

Distribution

Bimatoprost is moderately distributed into body tissues with a steady-state volume of distribution of 0.67 L/kg. In human blood, bimatoprost resides mainly in the plasma. Approximately 12% of bimatoprost remains unbound in human plasma.

Elimination

Metabolism

Bimatoprost is the major circulating species in the blood once it reaches the systemic circulation following ocular dosing. Bimatoprost then undergoes oxidation, N-deethylation and glucuronidation to form a diverse variety of metabolites.

Excretion

Following an intravenous dose of radiolabeled bimatoprost (3.12 mcg/kg) to six healthy subjects, the maximum blood concentration of unchanged drug was 12.2 ng/mL and decreased rapidly with an elimination half-life of approximately 45 minutes. The total blood clearance of bimatoprost was 1.5 L/hr/kg. Up to 67% of the administered dose was excreted in the urine while 25% of the dose was recovered in the feces.

13 NONCLINICAL TOXICOLOGY

13.1 Carcinogenesis, Mutagenesis, Impairment of Fertility

Carcinogenesis

Bimatoprost was not carcinogenic in either mice or rats when administered by oral gavage for 104 weeks at doses up to 2 mg/kg/day and 1 mg/kg/day, respectively (192 and 291 times the estimated human systemic exposure to bimatoprost 0.03% dosed bilaterally once daily, respectively, based on blood AUC levels)

Mutagenesis

Bimatoprost was not mutagenic or clastogenic in the Ames test, in the mouse lymphoma test, or in the *in vivo* mouse micronucleus tests.

Impairment of Fertility

Bimatoprost did not impair fertility in male or female rats up to doses of 0.6 mg/kg/day (at least 103 times the recommended human exposure to bimatoprost 0.03% dosed bilaterally once daily based on blood AUC levels).

14 CLINICAL STUDIES

In a 12-month clinical study of patients with open angle glaucoma or ocular hypertension with an average baseline IOP of 23.5 mmHg, the IOP-lowering effect of bimatoprost ophthalmic solution 0.01% once daily (in the evening) was up to 7.5 mmHg.

16 HOW SUPPLIED/STORAGE AND HANDLING

Bimatoprost ophthalmic solution 0.01% is supplied as sterile, clear, and colorless solution in opaque white high density polyethylene bottles with white low density polyethylene nozzle and high density polyethylene turquoise caps in the following sizes:

2.5 mL fill in a 10 mL container - NDC 70756-626-30

5 mL fill in a 10 mL container - NDC 70756-627-30

7.5 mL fill in a 10 mL container - NDC 70756-628-30

Storage: Store at 2°C to 25°C (36°F to 77°F).

After opening, bimatoprost ophthalmic solution 0.01% can be used until the expiration date on the bottle.

17 PATIENT COUNSELING INFORMATION

Potential for Pigmentation

Advise patients about the potential for increased brown pigmentation of the iris, which may be permanent. Also inform patients about the possibility of eyelid skin darkening, which may be reversible after discontinuation of bimatoprost ophthalmic solution 0.01%.

Potential for Eyelash Changes

Inform patients of the possibility of eyelash and vellus hair changes in the treated eye during treatment with bimatoprost ophthalmic solution 0.01%. These changes may result in a disparity between eyes in length, thickness, pigmentation, number of eyelashes or vellus hairs, and/or direction of eyelash growth. Eyelash changes are usually reversible upon discontinuation of treatment.

Handling the Container

Instruct patients to avoid allowing the tip of the dispensing container to contact the eye, surrounding structures, fingers, or any other surface in order to avoid contamination of the solution by common bacteria known to cause ocular infections. Serious damage to the eye and subsequent loss of vision may result from using contaminated solutions.

When to Seek Physician Advice

Advise patients that if they develop an intercurrent ocular condition (e.g., trauma or infection), have ocular surgery, or develop any ocular reactions, particularly conjunctivitis and eyelid reactions, they should immediately seek their physician's advice concerning the continued use of bimatoprost ophthalmic solution 0.01%.

Contact Lens Use

Advise patients that bimatoprost ophthalmic solution 0.01% contains benzalkonium chloride, which may be absorbed by soft contact lenses. Contact lenses should be removed prior to instillation of bimatoprost ophthalmic solution 0.01% and may be reinserted 15 minutes following its administration.

Use with Other Ophthalmic Drugs

Advise patients that if more than one topical ophthalmic drug is being used, the drugs should be administered at least five (5) minutes between applications.

Manufactured for:

Lifestar Pharma LLC

1200 MacArthur Blvd.

Mahwah, NJ 07430 USA

Product of Italy

Revised: May 2023, V-02

PACKAGE LABEL.PRINCIPAL DISPLAY PANEL

NDC 70756-626-30

Bimatoprost Ophthalmic Solution

0.01%

For eye use only

2.5 mL

Rx only

Sterile

<p>NDC 70756-626-30</p> <p>Bimatoprost Ophthalmic Solution</p> <p>0.01%</p> <p>For eye use only 2.5 mL</p> <p>Rx only Sterile</p> <p>Lifestar <small>Serving Life</small></p>	<p>CONTAINS: Active: bimatoprost 0.1 mg/mL.</p> <p>Preservative: benzalkonium chloride.</p> <p>USUAL DOSAGE: One drop in the affected eye(s) once daily in the evening.</p> <p>Storage: Store at 2°C to 25°C (36°F to 77°F).</p> <p>Code No.: HP/Drugs/ N-MB/17/195 Rev: 05/23,V-02 ECF2TLJXJXUS196000</p>	<p>Manufactured for: Lifestar Pharma LLC 1200 MacArthur Blvd. Mahwah, NJ 07430 USA Product of Italy</p> <p>EXP MMM/YYYY LOT XXXXXX</p> <p>10x20 mm Unvarnished area</p> <p>12005217</p>
---	---	---

NDC 70756-626-30

Bimatoprost Ophthalmic Solution

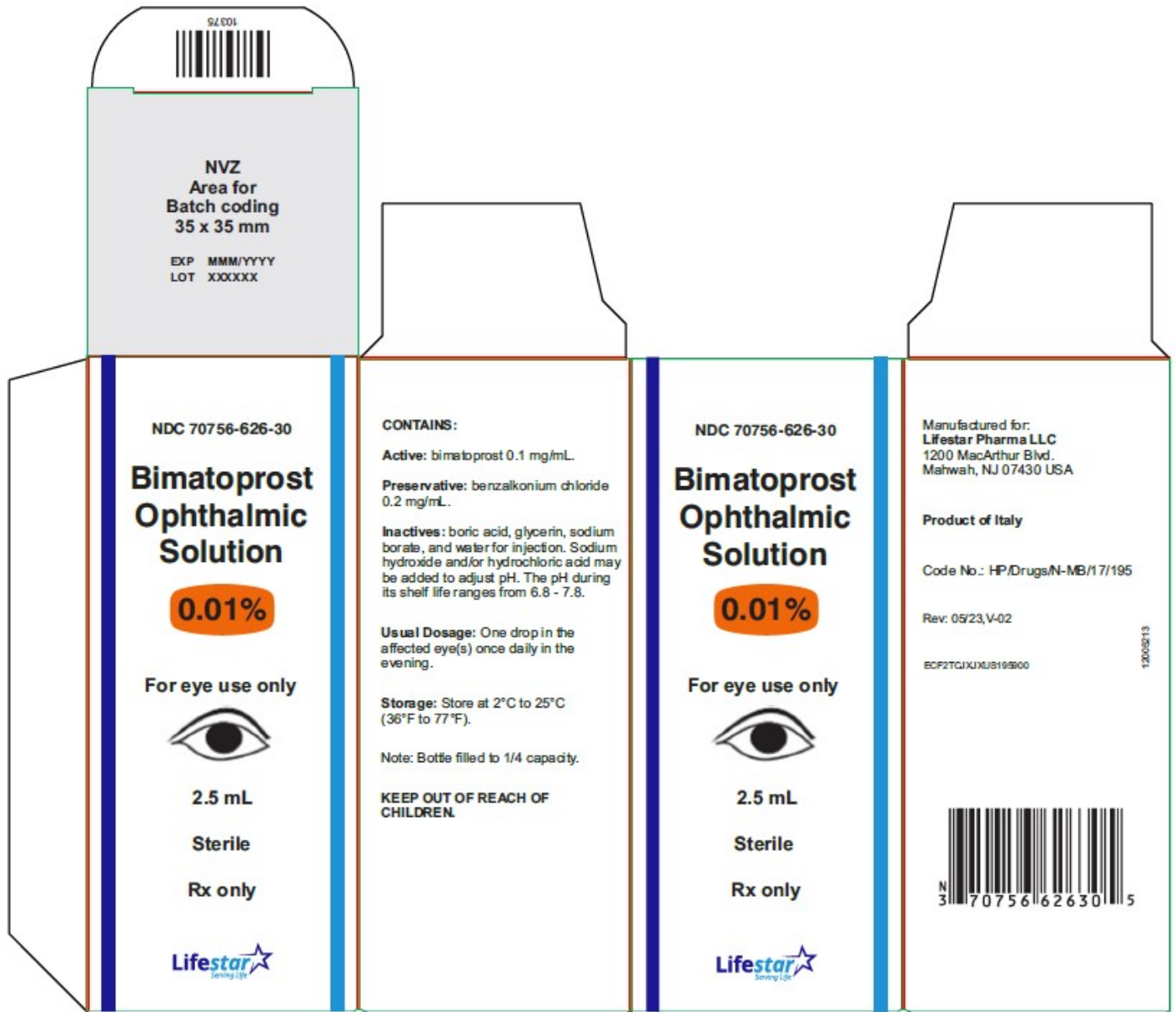
0.01%

For eye use only

2.5 mL

Rx only

Sterile



NDC 70756-627-30

Bimatoprost Ophthalmic Solution

0.01%

For eye use only

5 mL

Rx only

Sterile

NDC 70756-627-30

**Bimatoprost
Ophthalmic Solution**


0.01%

For eye use only
5 mL

Rx only Sterile

Lifestar
Serving Life

CONTAINS: Active:
bimatoprost 0.1 mg/mL.
Preservative: benzalkonium
chloride.
USUAL DOSAGE: One drop
in the affected eye(s) once
daily in the evening.
Storage: Store at 2°C to 25°
C (36°F to 77°F).
Code No.: HP/Drugs/
N-MB/17/195
Rev: 05/23,V-02



ECF3TLJXJXUS196200

Manufactured for:
Lifestar Pharma LLC
1200 MacArthur Blvd.
Mahwah, NJ 07430 USA
Product of Italy

12005214

EXP MMM/YYYY
LOT XXXXXX

10x20 mm
Unvarnished area

NDC 70756-627-30

Bimatoprost Ophthalmic Solution

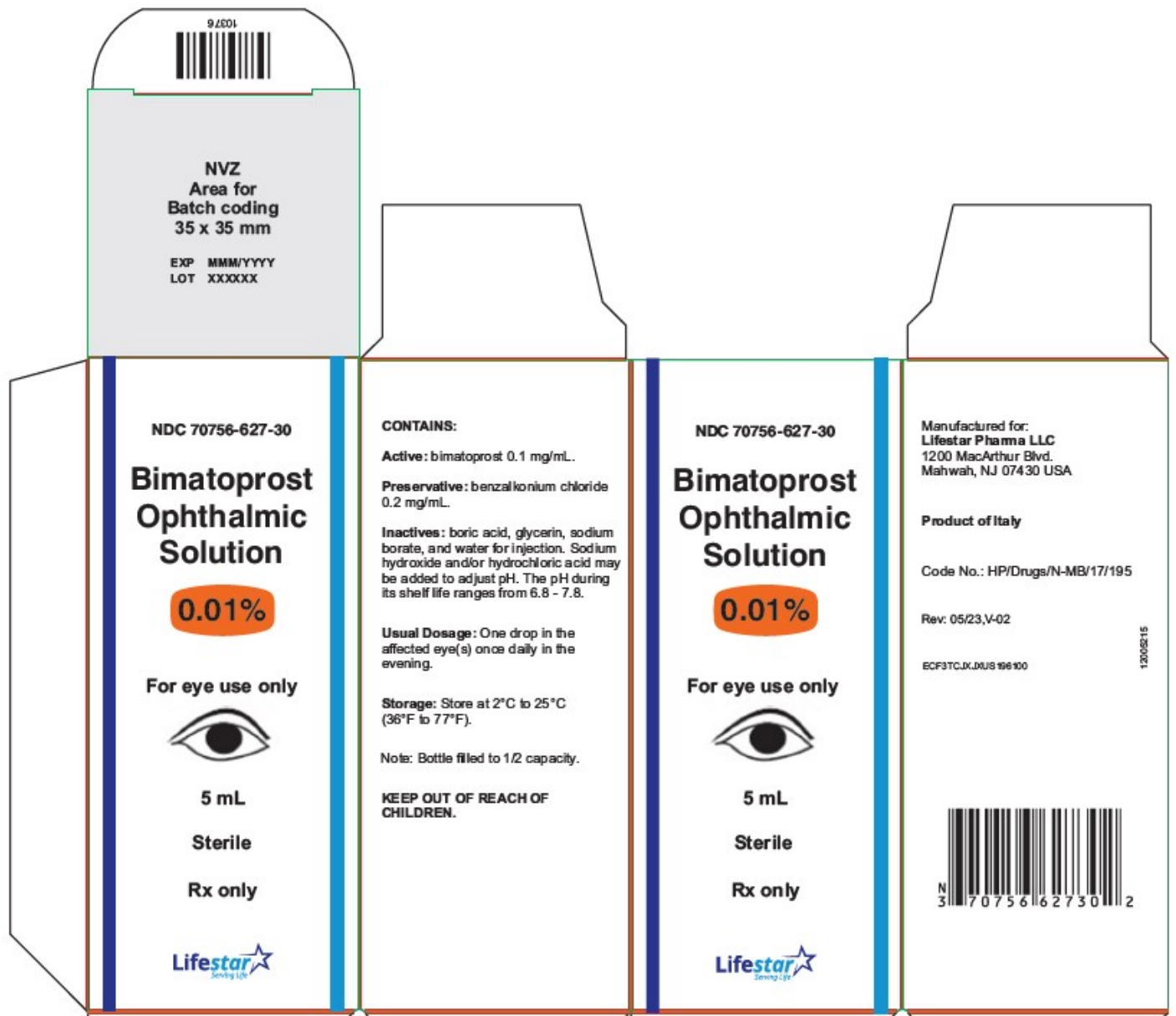
0.01%

For eye use only

5 mL

Rx only

Sterile



NDC 70756-628-30

Bimatoprost Ophthalmic Solution

0.01%

For eye use only

7.5 mL

Rx only

Sterile

<p>NDC 70756-628-30</p> <p>Bimatoprost Ophthalmic Solution</p> <p>0.01%</p> <p>For eye use only 7.5 mL</p> <p>Rx only Sterile</p> <p>Lifestar <small>Serving Life</small></p>	<p>CONTAINS: Active: bimatoprost 0.1 mg/mL.</p> <p>Preservative: benzalkonium chloride.</p> <p>USUAL DOSAGE: One drop in the affected eye(s) once daily in the evening.</p> <p>Storage: Store at 2°C to 25°C (36°F to 77°F).</p> <p>Code No.: HP/Drugs/ N-MB/17/195 Rev: 05/23,V-02</p> <p>ECF4TLJXJXUS196400</p>	<p>Manufactured for: Lifestar Pharma LLC 1200 MacArthur Blvd. Mahwah, NJ 07430 USA</p> <p>Product of Italy</p> <p>EXP MMM/YYYY LOT XXXXXX</p> <p>10x20 mm Unvarnished area</p> <p>12005216</p>
---	---	--

NDC 70756-628-30

Bimatoprost Ophthalmic Solution

0.01%

For eye use only

7.5 mL

Rx only

Sterile



BIMATOPROST

bimatoprost solution/ drops

Product Information

Product Type	HUMAN PRESCRIPTION DRUG	Item Code (Source)	NDC:70756-626
Route of Administration	OPHTHALMIC		

Active Ingredient/Active Moiety

Ingredient Name	Basis of Strength	Strength
BIMATOPROST (UNII: QXS94885MZ) (BIMATOPROST - UNII:QXS94885MZ)	BIMATOPROST	0.1 mg in 1 mL

Inactive Ingredients

Ingredient Name	Strength
-----------------	----------

BENZALKONIUM CHLORIDE (UNII: F5UM2KM3W7)	
BORIC ACID (UNII: R57ZHV85D4)	
GLYCERIN (UNII: PDC6A3C0OX)	
SODIUM BORATE (UNII: 91MBZ8H3QO)	
SODIUM HYDROXIDE (UNII: 55X04QC32I)	
HYDROCHLORIC ACID (UNII: QTT17582CB)	
WATER (UNII: 059QF0KO0R)	

Packaging

#	Item Code	Package Description	Marketing Start Date	Marketing End Date
1	NDC:70756-626-30	1 in 1 CARTON	03/17/2026	
1		2.5 mL in 1 BOTTLE; Type 9: Other Type of Part 3 Combination Product (e.g., Drug/Device/Biological Product)		

Marketing Information

Marketing Category	Application Number or Monograph Citation	Marketing Start Date	Marketing End Date
ANDA	ANDA218196	03/17/2026	

BIMATOPROST

bimatoprost solution/ drops

Product Information

Product Type	HUMAN PRESCRIPTION DRUG	Item Code (Source)	NDC:70756-627
Route of Administration	OPHTHALMIC		

Active Ingredient/Active Moiety

Ingredient Name	Basis of Strength	Strength
BIMATOPROST (UNII: QXS94885MZ) (BIMATOPROST - UNII:QXS94885MZ)	BIMATOPROST	0.1 mg in 1 mL

Inactive Ingredients

Ingredient Name	Strength
BENZALKONIUM CHLORIDE (UNII: F5UM2KM3W7)	
BORIC ACID (UNII: R57ZHV85D4)	
GLYCERIN (UNII: PDC6A3C0OX)	
SODIUM BORATE (UNII: 91MBZ8H3QO)	
SODIUM HYDROXIDE (UNII: 55X04QC32I)	
HYDROCHLORIC ACID (UNII: QTT17582CB)	
WATER (UNII: 059QF0KO0R)	

Packaging

#	Item Code	Package Description	Marketing Start Date	Marketing End Date
1	NDC:70756-627-30	1 in 1 CARTON	03/17/2026	
1		5 mL in 1 BOTTLE; Type 9: Other Type of Part 3 Combination Product (e.g., Drug/Device/Biological Product)		

Marketing Information

Marketing Category	Application Number or Monograph Citation	Marketing Start Date	Marketing End Date
ANDA	ANDA218196	03/17/2026	

BIMATOPROST

bimatoprost solution/ drops

Product Information

Product Type	HUMAN PRESCRIPTION DRUG	Item Code (Source)	NDC:70756-628
Route of Administration	OPHTHALMIC		

Active Ingredient/Active Moiety

Ingredient Name	Basis of Strength	Strength
BIMATOPROST (UNII: QXS94885MZ) (BIMATOPROST - UNII:QXS94885MZ)	BIMATOPROST	0.1 mg in 1 mL

Inactive Ingredients

Ingredient Name	Strength
BENZALKONIUM CHLORIDE (UNII: F5UM2KM3W7)	
BORIC ACID (UNII: R57ZHV85D4)	
GLYCERIN (UNII: PDC6A3C0OX)	
SODIUM BORATE (UNII: 91MBZ8H3QO)	
SODIUM HYDROXIDE (UNII: 55X04QC32I)	
HYDROCHLORIC ACID (UNII: QTT17582CB)	
WATER (UNII: 059QF0KO0R)	

Packaging

#	Item Code	Package Description	Marketing Start Date	Marketing End Date
1	NDC:70756-628-30	1 in 1 CARTON	03/17/2026	
1		7.5 mL in 1 BOTTLE; Type 9: Other Type of Part 3 Combination Product (e.g., Drug/Device/Biological Product)		

Marketing Information

Marketing Category	Application Number or Monograph Citation	Marketing Start Date	Marketing End Date
ANDA	ANDA218196	03/17/2026	

Labeler - Lifestar Pharma LLC (080268943)

Registrant - Mankind Pharma Limited (915834068)

Establishment

Name	Address	ID/FEI	Business Operations
Mankind Pharma Limited		916512493	MANUFACTURE(70756-626, 70756-627, 70756-628) , ANALYSIS(70756-626, 70756-627, 70756-628) , PACK(70756-626, 70756-627, 70756-628)

Revised: 3/2026

Lifestar Pharma LLC