

ESOMEPRAZOLE MAGNESIUM- esomeprazole magnesium capsule, delayed release

Bryant Ranch Prepack

HIGHLIGHTS OF PRESCRIBING INFORMATION

These highlights do not include all the information needed to use **ESOMEPRAZOLE MAGNESIUM DELAYED-RELEASE CAPSULES** safely and effectively. See full prescribing information for **ESOMEPRAZOLE MAGNESIUM DELAYED-RELEASE CAPSULES**.
ESOMEPRAZOLE MAGNESIUM delayed-release capsules, for oral use

Initial U.S. Approval: 1989 (omeprazole)

RECENT MAJOR CHANGES

Approved for use in Adults, Pediatrics, and Geriatrics (1.5) (3/2022)

INDICATIONS AND USAGE

Esomeprazole magnesium delayed-release capsules (PEL) are indicated for the:

- Short-term treatment in the healing of erosive esophagitis (EE) in adults and pediatric patients 12 years to 17 years of age. (1.1)
- Maintenance of healing of EE in adults. (1.2)
- Short-term treatment of heartburn and other symptoms associated GERD in adults and pediatric patients 12 years to 17 years of age. (1.3)
- Risk reduction of nonsteroidal anti-inflammatory drugs (NSAID)-associated gastric ulcer in adults at risk for developing gastric ulcers due to age (60 years and older) and/or documented history of gastric ulcers. (1.4)
- *Helicobacter pylori* eradication in adult patients to reduce the risk of duodenal ulcer recurrence in combination with amoxicillin and clarithromycin. (1.5)
- Long-term treatment of pathological hypersecretory conditions, including Zollinger-Ellison syndrome in adults. (1.6)

DOSAGE AND ADMINISTRATION

Population Recommended Adult (2.1) and Pediatric Dosage (2.2)

Healing of EE (1 year and older) (2)

EE due to Acid-Mediated GERD (1 month to less than 1 year) (2)

Adults (2)	20 mg or 40 mg ¹ once daily for 4 to 8 weeks; some (2) patients may require an additional 4 to 8 weeks (2)
12 years to 17 years (2)	20 mg or 40 mg ¹ once daily for 4 to 8 weeks (2)
1 month to 11 years (2)	see full prescribing information for weight-based (2) dosing and duration of treatment (2.2) (2)

Maintenance of Healing of EE (2)

Adults (2)	20 mg once daily. Controlled studies do not extend beyond 6 months (2)
------------	--

Treatment of Symptomatic GERD (2)

Adults (2)	20 mg once daily once daily for 4 weeks some patients (2) may require an additional 4 weeks (2)
12 years to 17 years (2)	20 mg once daily for 4 weeks (2)
1 year to 11 years (2)	10 mg once daily for up to 8 weeks (2)

Risk Reduction of NSAID-Associated Gastric Ulcer (2)

Adults (2)	20 mg or 40 mg ¹ once daily for up to 6 months ² (2)
------------	--

H.pylori Eradication to Reduce the Risk of Duodenal Ulcer Recurrence (2)

Adults (2)	Esomeprazole magnesium 40 mg ¹ once daily
------------	--

for 10 days Amoxicillin 1000 mg twice daily for 10 days³ Clarithromycin 500 mg twice daily for 10 days³ (2)

Pathological Hypersecretory Conditions Including Zollinger-Ellison Syndrome (2)

Adults

Starting dosage is 40 mg twice daily⁴ (varies with the individual patient) as long as clinically indicated. (2)

¹ A maximum dosage of 20 mg once daily is recommended for patients with severe liver impairment (Child-Pugh Class C). (2)

² Controlled studies do not extend beyond 6 months. (2)

³ Refer to the amoxicillin and clarithromycin prescribing information for dosage adjustments in elderly and renally-impaired patients. (2)

⁴ A starting dosage of 20 mg twice daily is recommended for patients with severe liver impairment (Child-Pugh Class C). (2)

Preparation and Administration Information (2)

- Swallow capsules whole; do not crush or chew. For patients who cannot swallow intact capsule, the capsule can be opened, and the contents mixed with applesauce. (2.3)
- Opened capsules can be administered through a nasogastric tube. (2.3)

----- **DOSAGE FORMS AND STRENGTHS** -----

- Delayed-Release Capsules: 20 mg and 40 mg esomeprazole. (3)

----- **CONTRAINDICATIONS** -----

- Known hypersensitivity to substituted benzimidazoles or any component of the formulation. (4)
- Patients receiving rilpivirine-containing products. (4, 7)
- Refer to the Contraindications section of the prescribing information for amoxicillin and clarithromycin, when administered in combination with esomeprazole magnesium. (4)

----- **WARNINGS AND PRECAUTIONS** -----

- Gastric Malignancy: In adults, symptomatic response does not preclude the presence of gastric malignancy. Consider additional follow-up and diagnostic testing. (5.1)
- Acute Tubulointerstitial Nephritis: Discontinue treatment and evaluate patients. (5.2)
- Clostridium difficile-Associated Diarrhea: PPI therapy may be associated with increased risk. (5.3)
- Bone Fracture: Long-term and multiple daily dose PPI therapy may be associated with an increased risk for osteoporosis-related fractures of the hip, wrist or spine. (5.4)
- Severe Cutaneous Adverse Reactions: Discontinue at the first signs or symptoms of severe cutaneous adverse reactions or other signs of hypersensitivity and consider further evaluation. (5.5)
- Cutaneous and Systemic Lupus Erythematosus: Mostly cutaneous; new onset or exacerbation of existing disease; discontinue esomeprazole magnesium and refer to specialist for evaluation. (5.6)
- Interaction with Clopidogrel: Avoid concomitant use of esomeprazole magnesium. (5.7)
- Cyanocobalamin (Vitamin B-12) Deficiency: Daily long-term use (e.g., longer than 3 years) may lead to malabsorption or a deficiency of cyanocobalamin. (5.8)
- Hypomagnesemia and Mineral Metabolism: Reported rarely with prolonged treatment with PPIs. (5.9)
- Interaction with St. John's Wort or Rifampin: Avoid concomitant use of esomeprazole magnesium. (5.10, 7)
- Interactions with Diagnostic Investigations for Neuroendocrine Tumors: Increased chromogranin A (CgA) levels may interfere with diagnostic investigations for neuroendocrine tumors, temporarily stop esomeprazole magnesium at least 14 days before assessing CgA levels. (5.11, 12.2)
- Interaction with Methotrexate: Concomitant use with PPIs may elevate and/or prolong serum concentrations of methotrexate and/or its metabolite, possibly leading to toxicity. With high dose methotrexate administration, consider temporary withdrawal of esomeprazole magnesium. (5.12, 7)
- Fundic Gland Polyps: Risk increases with long-term use, especially beyond one year. Use the shortest duration of therapy. (5.13)

----- **ADVERSE REACTIONS** -----

Most common adverse reactions (6.1): (6)

- Adults (≥ 18 years) ($> 1\%$) are: headache, diarrhea, nausea, flatulence, abdominal pain, constipation, and dry mouth.
- Pediatrics (1 to 17 years) ($\geq 2\%$) are: headache, diarrhea, abdominal pain, nausea, and

somnolence.

To report SUSPECTED ADVERSE REACTIONS, contact Sun Pharmaceutical Industries Inc. at 1-800-818-4555 or FDA at 1-800-FDA-1088 or www.fda.gov/medwatch.medwatch. (6)

----- **DRUG INTERACTIONS** -----

See full prescribing information for a list of clinically important drug interactions. (7) (7)

----- **USE IN SPECIFIC POPULATIONS** -----

Pediatrics: Use is not recommended for the treatment of symptomatic GERD in patients 1 month to less than 1 year of age; efficacy was not demonstrated. (8.4) (8)

See 17 for PATIENT COUNSELING INFORMATION and Medication Guide.

Revised: 5/2024

FULL PRESCRIBING INFORMATION: CONTENTS*

1 INDICATIONS AND USAGE

- 1.1 Healing of Erosive Esophagitis (EE)
- 1.2 Maintenance of Healing of EE
- 1.3 Treatment of Symptomatic GERD
- 1.4 Risk Reduction of Nonsteroidal Anti-Inflammatory Drugs (NSAID)-Associated Gastric Ulcer
- 1.5 *Helicobacter pylori* Eradication to Reduce the Risk of Duodenal Ulcer Recurrence
- 1.6 Pathological Hypersecretory Conditions Including Zollinger-Ellison Syndrome

2 DOSAGE AND ADMINISTRATION

- 2.1 Recommended Dosage in Adults by Indication
- 2.2 Recommended Dosage in Pediatric Patients by Indication
- 2.3 Preparation and Administration Instructions

3 DOSAGE FORMS AND STRENGTHS

4 CONTRAINDICATIONS

5 WARNINGS AND PRECAUTIONS

- 5.1 Presence of Gastric Malignancy
- 5.2 Acute Tubulointerstitial Nephritis
- 5.3 *Clostridium difficile*-Associated Diarrhea
- 5.4 Bone Fracture
- 5.5 Severe Cutaneous Adverse Reactions
- 5.6 Cutaneous and Systemic Lupus Erythematosus
- 5.7 Interaction with Clopidogrel
- 5.8 Cyanocobalamin (Vitamin B-12) Deficiency
- 5.9 Hypomagnesemia and Mineral Metabolism
- 5.10 Interaction with St. John's Wort or Rifampin
- 5.11 Interactions with Diagnostic Investigations for Neuroendocrine Tumors
- 5.12 Interaction with Methotrexate
- 5.13 Fundic Gland Polyps

6 ADVERSE REACTIONS

- 6.1 Clinical Trials Experience
- 6.2 Postmarketing Experience

7 DRUG INTERACTIONS

8 USE IN SPECIFIC POPULATIONS

- 8.1 Pregnancy
- 8.2 Lactation

- 8.4 Pediatric Use
- 8.5 Geriatric Use
- 8.6 Hepatic Impairment

10 OVERDOSAGE

11 DESCRIPTION

12 CLINICAL PHARMACOLOGY

- 12.1 Mechanism of Action
- 12.2 Pharmacodynamics
- 12.3 Pharmacokinetics
- 12.4 Microbiology
- 12.5 Pharmacogenomics

13 NONCLINICAL TOXICOLOGY

- 13.1 Carcinogenesis, Mutagenesis, Impairment of Fertility
- 13.2 Animal Toxicology and/or Pharmacology

14 CLINICAL STUDIES

- 14.1 Healing of EE in Adults
- 14.2 Maintenance of Healing of EE in Adults
- 14.3 Symptomatic GERD in Adults
- 14.4 Pediatric GERD
- 14.5 Risk Reduction of NSAID-Associated Gastric Ulcer
- 14.6 *H. pylori* Eradication in Adult Patients with Duodenal Ulcer Disease
- 14.7 Pathological Hypersecretory Conditions, Including Zollinger-Ellison Syndrome, in Adults

16 HOW SUPPLIED/STORAGE AND HANDLING

17 PATIENT COUNSELING INFORMATION

* Sections or subsections omitted from the full prescribing information are not listed.

FULL PRESCRIBING INFORMATION

1 INDICATIONS AND USAGE

1.1 Healing of Erosive Esophagitis (EE)

Adults

Esomeprazole magnesium delayed-release capsules are indicated for the short-term treatment (4 to 8 weeks) in the healing and symptomatic resolution of diagnostically confirmed EE in adults. For those patients who have not healed after 4 to 8 weeks of treatment, an additional 4 to 8 week course of esomeprazole magnesium delayed-release capsules may be considered.

Pediatric Patients 12 Years to 17 Years of Age

Esomeprazole magnesium delayed-release capsules are indicated for the short-term treatment (4 to 8 weeks) for the healing of EE in pediatric patients 12 years to 17 years of age.

1.2 Maintenance of Healing of EE

Esomeprazole magnesium delayed-release capsules are indicated for the maintenance of healing of EE in adults. Controlled studies do not extend beyond 6 months.

1.3 Treatment of Symptomatic GERD

Adults

Esomeprazole magnesium delayed-release capsules are indicated for short-term treatment (4 to 8 weeks) of heartburn and other symptoms associated with GERD in adults.

Pediatric Patients 12 Years to 17 Years of Age

Esomeprazole magnesium delayed-release capsules are indicated for short-term treatment (4 weeks) of heartburn and other symptoms associated with GERD in pediatric patients 12 years to 17 years of age.

1.4 Risk Reduction of Nonsteroidal Anti-Inflammatory Drugs (NSAID)-Associated Gastric Ulcer

Esomeprazole magnesium delayed-release capsules are indicated for the reduction in the occurrence of gastric ulcers associated with continuous NSAID therapy in adult patients at risk for developing gastric ulcers. Patients are considered to be at risk due to their age (60 years and older) and/or documented history of gastric ulcers. Controlled studies do not extend beyond 6 months.

1.5 *Helicobacter pylori* Eradication to Reduce the Risk of Duodenal Ulcer Recurrence

Eradication of *H. pylori* has been shown to reduce the risk of duodenal ulcer recurrence.

Triple Therapy

Esomeprazole magnesium delayed-release capsules in combination with amoxicillin and clarithromycin is indicated for the treatment of adult patients with *H. pylori* infection and duodenal ulcer disease (active or history of within the past 5 years) to eradicate *H. pylori*.

In patients who fail therapy, susceptibility testing should be done. If resistance to clarithromycin is demonstrated or susceptibility testing is not possible, alternative antimicrobial therapy should be instituted [see *Clinical Pharmacology (12.4)* and the prescribing information for clarithromycin].

1.6 Pathological Hypersecretory Conditions Including Zollinger-Ellison Syndrome

Esomeprazole magnesium delayed-release capsules are indicated for the long-term treatment of pathological hypersecretory conditions, including Zollinger-Ellison Syndrome, in adults.

2 DOSAGE AND ADMINISTRATION

2.1 Recommended Dosage in Adults by Indication

Table 1 shows the recommended adult dosage of esomeprazole magnesium delayed-release capsules by indication.

The duration of esomeprazole magnesium delayed-release capsules treatment should be based on available safety and efficacy data specific to the defined indication and dosing frequency and individual patient medical needs. Esomeprazole magnesium delayed-release capsules should only be initiated and continued if the benefits outweigh the risks of treatment.

Table 1: Recommended Dosage of Esomeprazole Magnesium Delayed-Release Capsules in Adults by Indication

Adult Indication	Recommended Dosage of Esomeprazole delayed-release capsules	Treatment Duration
Healing of EE	20 mg or 40 mg ¹ once daily	4 to 8 Weeks ²
Maintenance of Healing of EE	20 mg once daily	Controlled studies do not extend beyond 6 months
Treatment of Symptomatic GERD	20 mg once daily	4 weeks; if symptoms do not resolve completely, consider an additional 4 weeks
Risk Reduction of NSAID-Associated Gastric Ulcer	20 mg or 40 mg ¹ once daily	Controlled studies do not extend beyond 6 months
<i>H. pylori</i> Eradication to Reduce the Risk of Duodenal Ulcer Recurrence (Triple Therapy)	Esomeprazole magnesium delayed-release capsules 40 mg once daily ¹ Amoxicillin 1000 mg twice daily ³ Clarithromycin 500 mg twice daily ³	10 days 10 days 10 days
Pathological Hypersecretory Conditions Including Zollinger-Ellison Syndrome	Starting dosage is 40 mg twice daily ⁴ ; individualize the regimen to patient needs. Dosages of up to 240 mg/day have been administered [see <i>Clinical Studies (14.7)</i>].	As long as clinically indicated

1. A maximum dosage of 20 mg once daily is recommended for patients with severe liver impairment (Child-Pugh Class C) [see *Use in Specific Populations (8.6)*].

2. Most patients are healed within 4 to 8 weeks. For patients who do not heal after 4 to 8 weeks, an additional 4 to 8 weeks of treatment may be required to achieve healing [see *Clinical Studies (14.1)*].

3. Refer to the amoxicillin and clarithromycin prescribing information for dosage adjustments in elderly and renally-impaired patients.

4. A starting dosage of 20 mg twice daily is recommended for patients with severe liver impairment (Child-Pugh Class C) [see *Use in Specific Populations (8.6)*].

2.2 Recommended Dosage in Pediatric Patients by Indication

Table 2 shows the recommended dosage of esomeprazole magnesium delayed-release capsules in pediatric patients by indication.

Table 2: Recommended Dosage of Esomeprazole Magnesium Delayed-Release Capsules in Pediatric Patients by Indication

Indication	Patient Age	Recommended Dosage	Duration
Healing of EEC	12 years to 17 years	Esomeprazole magnesium delayed-release capsules or 20 mg or 40 mg once daily	4 to 8 Weeks
Treatment of Symptomatic GERD	12 years to 17 years	Esomeprazole magnesium delayed-release capsules:	4 weeks

2 Dosages over 1.5 g/kg/day have not been studied

2.3 Preparation and Administration Instructions

- Take esomeprazole magnesium delayed-release capsules at least one hour before meals [see *Clinical Pharmacology* (12.3)].
- Antacids may be used concomitantly with esomeprazole magnesium delayed-release capsules.
- Take a missed dose as soon as possible. If it is almost time for the next dose, skip the missed dose and take the next dose at the regular scheduled time. Do not take 2 doses at the same time.

Esomeprazole Magnesium Delayed-Release Capsules

Administer esomeprazole magnesium delayed-release capsules orally or via a nasogastric tube, as described below.

Oral Administration

- Swallow esomeprazole magnesium delayed-release capsules whole; do not chew or crush the capsules.
- For patients who have difficulty swallowing capsules, esomeprazole magnesium delayed-release capsules can be opened, and the contents sprinkled on applesauce. Use additional tablespoons of applesauce to empty the capsule. The applesauce should not be hot and should be soft enough to be swallowed without chewing.
- Open the esomeprazole magnesium delayed-release capsule and carefully empty the granules inside the capsule onto the applesauce.
- Mix the granules with the applesauce.
- Administer the mixture immediately. Do not chew or crush the granules
- Discard any remaining mixture. Do not store the mixture for future use.

Administration via Nasogastric Tube

1. Open the esomeprazole magnesium delayed-release capsule and empty the granules into a 60 mL catheter-tipped syringe.
2. Mix the granules with 50 mL of water.

3. Replace the plunger and shake the catheter-tipped syringe vigorously for 15 seconds.
4. Hold the catheter-tipped syringe with the tip up and check for any granules remaining in the tip.
5. Attach the catheter-tipped syringe to a nasogastric tube and deliver the contents of the syringe through the nasogastric tube into the stomach.
6. After administering the granules, flush the nasogastric tube with additional water.
7. Use the mixture immediately after preparation. Do not administer the granules if they have dissolved or disintegrated.

3 DOSAGE FORMS AND STRENGTHS

Esomeprazole Magnesium Delayed-Release Capsules

- Esomeprazole Magnesium Delayed-Release Capsules, USP, 20 mg – Size 4 capsule with pink opaque cap imprinted with 'RB66' and pink opaque body imprinted with '20 mg' in black ink containing off-white to brownish colored beads.
- Esomeprazole Magnesium Delayed-Release Capsules, USP, 40 mg - Size 3 capsule with pink opaque cap imprinted with 'RB67' and pink opaque body imprinted with '40 mg' in black ink containing off-white to brownish colored beads.

4 CONTRAINDICATIONS

- Esomeprazole magnesium is contraindicated in patients with known hypersensitivity to substituted benzimidazoles or to any component of the formulation. Hypersensitivity reactions may include anaphylaxis, anaphylactic shock, angioedema, bronchospasm, acute tubulointerstitial nephritis, and urticaria [see *Warnings and Precautions (5.2)*, *Adverse Reactions (6.2)*].
- For information about contraindications of amoxicillin and clarithromycin, indicated in combination with esomeprazole magnesium for H. pylori eradication to reduce the risk of duodenal ulcer recurrence, refer to the Contraindications section of the respective prescribing information.
- Proton pump inhibitors (PPIs), including esomeprazole magnesium, are contraindicated in patients receiving rilpivirine-containing products [see *Drug Interactions (7)*].

5 WARNINGS AND PRECAUTIONS

5.1 Presence of Gastric Malignancy

In adults, symptomatic response to therapy with esomeprazole magnesium does not preclude the presence of gastric malignancy. Consider additional follow-up and diagnostic testing in adult patients who have a suboptimal response or an early symptomatic relapse after completing treatment with a PPI. In older patients, also consider an endoscopy.

5.2 Acute Tubulointerstitial Nephritis

Acute tubulointerstitial nephritis (TIN) has been observed in patients taking PPIs and may occur at any point during PPI therapy. Patients may present with varying signs

and symptoms from symptomatic hypersensitivity reactions to non-specific symptoms of decreased renal function (e.g., malaise, nausea, anorexia). In reported case series, some patients were diagnosed on biopsy and in the absence of extra-renal manifestations (e.g., fever, rash or arthralgia). Discontinue esomeprazole magnesium and evaluate patients with suspected acute TIN [see *Contraindications (4)*].

5.3 *Clostridium difficile*-Associated Diarrhea

Published observational studies suggest that PPI therapy like esomeprazole magnesium may be associated with an increased risk of *Clostridium difficile*-associated diarrhea, especially in hospitalized patients. This diagnosis should be considered for diarrhea that does not improve [see *Adverse Reactions (6.2)*].

Patients should use the lowest dose and shortest duration of PPI therapy appropriate to the condition being treated.

Clostridium difficile-associated diarrhea (CDAD) has been reported with use of nearly all antibacterial agents. For more information specific to antibacterial agents (clarithromycin and amoxicillin) indicated for use in combination with esomeprazole magnesium, refer to Warnings and Precautions section of the corresponding prescribing information.

5.4 Bone Fracture

Several published observational studies suggest that proton pump inhibitor (PPI) therapy may be associated with an increased risk for osteoporosis-related fractures of the hip, wrist, or spine. The risk of fracture was increased in patients who received high-dose, defined as multiple daily doses, and long-term PPI therapy (a year or longer). Patients should use the lowest dose and shortest duration of PPI therapy appropriate to the condition being treated. Patients at risk for osteoporosis-related fractures should be managed according to established treatment guidelines [see *Dosage and Administration (2)* and *Adverse Reactions (6.2)*].

5.5 Severe Cutaneous Adverse Reactions

Severe cutaneous adverse reactions, including Stevens-Johnson syndrome (SJS) and toxic epidermal necrolysis (TEN), drug reaction with eosinophilia and systemic symptoms (DRESS), and acute generalized exanthematous pustulosis (AGEP) have been reported in association with the use of PPIs [see *Adverse Reactions (6.2)*]. Discontinue esomeprazole magnesium at the first signs or symptoms of severe cutaneous adverse reactions or other signs of hypersensitivity and consider further evaluation.

5.6 Cutaneous and Systemic Lupus Erythematosus

Cutaneous lupus erythematosus (CLE) and systemic lupus erythematosus (SLE) have been reported in patients taking PPIs, including esomeprazole. These events have occurred as both new onset and an exacerbation of existing autoimmune disease. The majority of PPI-induced lupus erythematosus cases were CLE.

The most common form of CLE reported in patients treated with PPIs was subacute CLE (SCLE) and occurred within weeks to years after continuous drug therapy in patients ranging from infants to the elderly. Generally, histological findings were observed without organ involvement.

Systemic lupus erythematosus (SLE) is less commonly reported than CLE in patients receiving PPIs. PPI associated SLE is usually milder than non-drug induced SLE. Onset of SLE typically occurred within days to years after initiating treatment primarily in patients ranging from young adults to the elderly. The majority of patients presented with rash; however, arthralgia and cytopenia were also reported.

Avoid administration of PPIs for longer than medically indicated. If signs or symptoms consistent with CLE or SLE are noted in patients receiving esomeprazole magnesium, discontinue the drug and refer the patient to the appropriate specialist for evaluation. Most patients improve with discontinuation of the PPI alone in 4 to 12 weeks. Serological testing (e.g., ANA) may be positive and elevated serological test results may take longer to resolve than clinical manifestations.

5.7 Interaction with Clopidogrel

Avoid concomitant use of esomeprazole magnesium with clopidogrel. Clopidogrel is a prodrug. Inhibition of platelet aggregation by clopidogrel is entirely due to an active metabolite. The metabolism of clopidogrel to its active metabolite can be impaired by use with concomitant medications, such as esomeprazole, that inhibit CYP2C19 activity. Concomitant use of clopidogrel with 40 mg esomeprazole reduces the pharmacological activity of clopidogrel. When using esomeprazole magnesium consider alternative anti-platelet therapy [see *Drug Interactions (7)*].

5.8 Cyanocobalamin (Vitamin B-12) Deficiency

Daily treatment with any acid-suppressing medications over a long period of time (e.g., longer than 3 years) may lead to malabsorption of cyanocobalamin (vitamin B-12) caused by hypo- or achlorhydria. Rare reports of cyanocobalamin deficiency occurring with acid-suppressing therapy have been reported in the literature. This diagnosis should be considered if clinical symptoms consistent with cyanocobalamin deficiency are observed.

5.9 Hypomagnesemia and Mineral Metabolism

Hypomagnesemia, symptomatic and asymptomatic, has been reported rarely in patients treated with PPIs for at least three months, in most cases after a year of therapy. Serious adverse events include tetany, arrhythmias, and seizures. Hypomagnesemia may lead to hypocalcemia and/or hypokalemia and may exacerbate underlying hypocalcemia in at-risk patients. In most patients, treatment of hypomagnesemia required magnesium replacement and discontinuation of the PPI.

For patients expected to be on prolonged treatment or who take PPIs with medications such as digoxin or drugs that may cause hypomagnesemia (e.g., diuretics), health care professionals may consider monitoring magnesium levels prior to initiation of PPI treatment and periodically [see *Adverse Reactions (6.2)*].

Consider monitoring magnesium and calcium levels prior to initiation of esomeprazole magnesium and periodically while on treatment in patients with a preexisting risk of hypocalcemia (e.g., hypoparathyroidism). Supplement with magnesium and/or calcium, as necessary. If hypocalcemia is refractory to treatment, consider discontinuing the PPI.

5.10 Interaction with St. John's Wort or Rifampin

Drugs which induce CYP2C19 or CYP3A4 (such as St. John's Wort or rifampin) can substantially decrease esomeprazole concentrations [see *Drug Interactions (7)*]. Avoid concomitant use of esomeprazole magnesium with St. John's Wort or rifampin.

5.11 Interactions with Diagnostic Investigations for Neuroendocrine Tumors

Serum chromogranin A (CgA) levels increase secondary to drug-induced decreases in gastric acidity. The increased CgA level may cause false positive results in diagnostic investigations for neuroendocrine tumors. Healthcare providers should temporarily stop esomeprazole treatment at least 14 days before assessing CgA levels and consider repeating the test if initial CgA levels are high. If serial tests are performed (e.g., for monitoring), the same commercial laboratory should be used for testing, as reference ranges between tests may vary [see *Clinical Pharmacology (12.2)*].

5.12 Interaction with Methotrexate

Literature suggests that concomitant use of PPIs with methotrexate (primarily at high dose; see methotrexate prescribing information) may elevate and prolong serum levels of methotrexate and/or its metabolite, possibly leading to methotrexate toxicities. In high-dose methotrexate administration a temporary withdrawal of the PPI may be considered in some patients [see *Drug Interactions (7)*].

5.13 Fundic Gland Polyps

PPI use is associated with an increased risk of fundic gland polyps that increases with long-term use, especially beyond one year. Most PPI users who developed fundic gland polyps were asymptomatic and fundic gland polyps were identified incidentally on endoscopy. Use the shortest duration of PPI therapy appropriate to the condition being treated.

6 ADVERSE REACTIONS

The following serious adverse reactions are described below and elsewhere in labeling:

- Acute Tubulointerstitial Nephritis [see *Warnings and Precautions (5.2)*]
- *Clostridium difficile*-Associated Diarrhea [see *Warnings and Precautions (5.3)*]
- Bone Fracture [see *Warnings and Precautions (5.4)*]
- Severe Cutaneous Adverse Reactions [see *Warnings and Precautions (5.5)*]
- Cutaneous and Systemic Lupus Erythematosus [see *Warnings and Precautions (5.6)*]
- Cyanocobalamin (Vitamin B-12) Deficiency [see *Warnings and Precautions (5.7)*]
- Hypomagnesemia and Mineral Metabolism [see *Warnings and Precautions (5.9)*]
- Fundic Gland Polyps [see *Warnings and Precautions (5.13)*]

6.1 Clinical Trials Experience

Because clinical trials are conducted under widely varying conditions, adverse reaction rates observed in the clinical trials of a drug cannot be directly compared to rates in the clinical trials of another drug and may not reflect the rates observed in practice.

Adults

The safety of esomeprazole magnesium was evaluated in over 15,000 patients (aged 18 to 84 years) in clinical trials worldwide including over 8,500 patients in the United States and over 6,500 patients in Europe and Canada. Over 2,900 patients were treated in long-term studies for up to 6 to 12 months.

The safety in the treatment of healing of EE in adults was assessed in four randomized comparative clinical trials, which included 1,240 patients who received esomeprazole magnesium 20 mg once daily, 2,434 patients on esomeprazole magnesium 40 mg once daily, and 3,008 patients on omeprazole 20 mg once daily. The most frequently occurring adverse reactions (at least 1%) in all three groups were headache (5.5%, 5%, and 3.8%, respectively) and diarrhea (no difference among the three groups). Nausea, flatulence, abdominal pain, constipation, and dry mouth occurred at similar rates among patients taking esomeprazole magnesium or omeprazole.

Less common adverse reactions with an incidence of less than 1% are listed below by body system:

Body as a Whole: abdomen enlarged, allergic reaction, asthenia, back pain, chest pain, substernal chest pain, facial edema, peripheral edema, hot flushes, fatigue, fever, flu-like disorder, generalized edema, leg edema, malaise, pain, rigors;

Cardiovascular: flushing, hypertension, tachycardia;

Endocrine: goiter;

Gastrointestinal: bowel irregularity, constipation aggravated, dyspepsia, dysphagia, dysplasia GI, epigastric pain, eructation, esophageal disorder, frequent stools, gastroenteritis, GI hemorrhage, GI symptoms not otherwise specified, hiccup, melena, mouth disorder, pharynx disorder, rectal disorder, serum gastrin increased, tongue disorder, tongue edema, ulcerative stomatitis, vomiting;

Hearing: earache, tinnitus;

Hematologic: anemia, anemia hypochromic, cervical lymphadenopathy, epistaxis, leukocytosis, leukopenia, thrombocytopenia;

Hepatic: bilirubinemia, hepatic function abnormal, SGOT increased, SGPT increased;

Metabolic/Nutritional: glycosuria, hyperuricemia, hyponatremia, increased alkaline phosphatase, thirst, vitamin B₁₂ deficiency, weight increase, weight decrease;

Musculoskeletal: arthralgia, arthritis aggravated, arthropathy, cramps, fibromyalgia syndrome, hernia, polymyalgia rheumatica;

Nervous System/Psychiatric: anorexia, apathy, appetite increased, confusion, depression aggravated, dizziness, hypertonia, nervousness, hypoesthesia, impotence, insomnia, migraine, migraine aggravated, paresthesia, sleep disorder, somnolence, tremor, vertigo, visual field defect;

Reproductive: dysmenorrhea, menstrual disorder, vaginitis;

Respiratory: asthma aggravated, coughing, dyspnea, larynx edema, pharyngitis, rhinitis, sinusitis;

Skin and Appendages: acne, angioedema, dermatitis, pruritus, pruritus ani, rash, rash erythematous, rash maculo-papular, skin inflammation, sweating increased, urticaria;

Special Senses: otitis media, parosmia, taste loss, taste perversion;

Urogenital: abnormal urine, albuminuria, cystitis, dysuria, fungal infection, hematuria, micturition frequency, moniliasis, genital moniliasis, polyuria;

Visual: conjunctivitis, vision abnormal.

The following potentially clinically significant laboratory changes in clinical trials, irrespective of relationship to esomeprazole magnesium, were reported in 1% or less of patients: increased creatinine, uric acid, total bilirubin, alkaline phosphatase, ALT, AST, hemoglobin, white blood cell count, platelets, serum gastrin, potassium, sodium, thyroxine and thyroid stimulating hormone [see *Clinical Pharmacology (12.2)*]. Decreases were seen in hemoglobin, white blood cell count, platelets, potassium, sodium, and thyroxine.

Endoscopic findings that were reported as adverse reactions include: duodenitis, esophagitis, esophageal stricture, esophageal ulceration, esophageal varices, gastric ulcer, gastritis, hernia, benign polyps or nodules, Barrett's esophagus, and mucosal discoloration.

The incidence of adverse reactions during 6-month trials for the maintenance of healing of EE with esomeprazole magnesium 20 mg once daily was similar to placebo. There were no differences in types of adverse reactions seen during maintenance treatment up to 12 months compared to short-term treatment.

Two placebo-controlled studies were conducted in 710 adult patients for the treatment of symptomatic GERD. The most common adverse reactions that were reported were: diarrhea (4%), headache (4%), and abdominal pain (4%).

Combination Treatment with Esomeprazole Magnesium, Amoxicillin and Clarithromycin

In clinical trials of *H. pylori* eradication of to reduce duodenal ulcer recurrence, no additional adverse reactions specific to the combination of esomeprazole magnesium delayed-release capsules, amoxicillin and clarithromycin were observed and were similar to those observed with esomeprazole magnesium, amoxicillin, or clarithromycin alone. The most frequently reported adverse reactions for patients who received esomeprazole magnesium, amoxicillin and clarithromycin for 10 days were diarrhea (9%), taste perversion (4%), and abdominal pain (4%). No adverse reactions were observed at higher rates with esomeprazole magnesium, amoxicillin and clarithromycin than were observed with esomeprazole magnesium alone.

In clinical trials using of esomeprazole magnesium, amoxicillin and clarithromycin, no additional increased laboratory abnormalities particular to these drug combinations were observed.

For more information on adverse reactions and laboratory changes with amoxicillin or clarithromycin, refer to Adverse Reactions section of the respective prescribing information.

Pediatrics

1 Year to 17 Years of Age

The safety of esomeprazole magnesium was evaluated in 316 pediatric and adolescent patients aged 1 year to 17 years in four clinical trials for the treatment of symptomatic GERD [see *Clinical Studies (14.3)*]. In 109 pediatric patients aged 1 year to 11 years, the most frequently reported (at least 1%) treatment-related adverse reactions in these

patients were diarrhea (3%), headache (2%) and somnolence (2%). In 149 pediatric patients aged 12 years to 17 years the most frequently reported adverse reactions (at least 2%) were headache (8%), abdominal pain (3%), diarrhea (2%), and nausea (2%).

6.2 Postmarketing Experience

The following adverse reactions have been identified during post-approval use of esomeprazole. Because these reactions are reported voluntarily from a population of uncertain size, it is not always possible to reliably estimate their frequency or establish a causal relationship to drug exposure. These reports are listed below by body system:

Blood and Lymphatic: agranulocytosis, pancytopenia;

Eye: blurred vision;

Gastrointestinal: pancreatitis; stomatitis; microscopic colitis; fundic gland polyps;

Hepatobiliary: hepatic failure, hepatitis with or without jaundice;

Immune System: anaphylactic reaction/shock; systemic lupus erythematosus;

Infections and Infestations: GI candidiasis; *Clostridium difficile*-associated diarrhea;

Metabolism and nutritional disorders: hypomagnesemia (may lead to hypocalcemia and/or hypokalemia) [see Warnings and Precautions (5.9)];

Musculoskeletal and Connective Tissue: muscular weakness, myalgia, bone fracture;

Nervous System: hepatic encephalopathy, taste disturbance;

Psychiatric: aggression, agitation, depression, hallucination;

Renal and Urinary: interstitial nephritis;

Reproductive System and Breast: gynecomastia;

Respiratory, Thoracic, and Mediastinal: bronchospasm;

Skin and Subcutaneous Tissue: alopecia, erythema multiforme, hyperhidrosis, photosensitivity, Stevens-Johnson syndrome, toxic epidermal necrolysis (some fatal), drug reaction with eosinophilia and systemic symptoms (DRESS), and acute generalized exanthematous pustulosis (AGEP), cutaneous lupus erythematosus.

Adverse reactions associated with omeprazole may also be expected to occur with esomeprazole. See the full prescribing information for omeprazole for complete safety information.

7 DRUG INTERACTIONS

Tables 3 and 4 include drugs with clinically important drug interactions and interaction with diagnostics when administered concomitantly with esomeprazole. For additional information on preventing drug interactions, see the full prescribing information for esomeprazole.

Table 3: Clinically Relevant Interactions Affecting Drugs Co-Administered with Esomeprazole and Interaction with Diagnostics

Antiretrovirals	
<i>Clinical Impact:</i>	The effect of PPIs on antiretroviral drugs is variable. The clinical

	<p>importance and the mechanisms behind these interactions are not always known. Decreased exposure of some antiretroviral drugs (e.g., rilpivirine atazanavir, and nelfinavir) when used concomitantly with esomeprazole may reduce antiviral effect and promote the development of drug resistance [see <i>Clinical Pharmacology (12.3)</i>]. Increased exposure of other antiretroviral drugs (e.g., saquinavir) when used concomitantly with esomeprazole may increase toxicity [see <i>Clinical Pharmacology (12.3)</i>]. result in clinically relevant interactions with esomeprazole.</p>
Intervention:	<p>Rilpivirine-containing products: Concomitant use with esomeprazole magnesium is contraindicated [see <i>Contraindications (4)</i>]. Atazanavir: See the prescribing information for atazanavir for <i>Warnings and Precautions</i>. Nelfinavir: Avoid concomitant use with esomeprazole magnesium. See the prescribing information for nelfinavir for <i>Warnings and Precautions</i>. Other antiretrovirals: See esomeprazole related toxicities for specific antiretroviral drugs.</p>
Warfarin	
Clinical Impact:	<p>Increased INR and prothrombin time in patients receiving PPIs, including esomeprazole, and warfarin concomitantly. Increases in INR and prothrombin time may lead to abnormal bleeding and even death.</p>
Intervention:	<p>Monitor INR and prothrombin time and adjust the dose of warfarin, if needed, to maintain the target INR range.</p>
Methotrexate	
Clinical Impact:	<p>Concomitant use of esomeprazole with methotrexate (primarily at high dose) may elevate and prolong serum concentrations of methotrexate and/or its metabolite hydroxymethotrexate, possibly leading to methotrexate toxicities. No formal drug interaction studies of high-dose methotrexate with PPIs have been conducted [see <i>Warnings and Precautions (5.12)</i>].</p>
Intervention:	<p>A temporary withdrawal of esomeprazole magnesium may be considered in some patients receiving high-dose methotrexate.</p>
2C19 Substrates (e.g., clopidogrel, citalopram, cilostazol)	
Clopidogrel	
Clinical Impact:	<p>Concomitant use of esomeprazole 40 mg resulted in reduced plasma concentrations of the active metabolite of clopidogrel and a reduction in platelet inhibition [see <i>Clinical Pharmacology (12.3)</i>]. There are no adequate combination studies of a lower dose of esomeprazole or a higher dose of clopidogrel in comparison with the approved dose of clopidogrel.</p>
Intervention:	<p>Avoid concomitant use with esomeprazole magnesium. Consider use of alternative anti-platelet therapy [see <i>Warnings and Precautions (5.7)</i>].</p>

Citalopram	
<i>Clinical Impact:</i>	Increased exposure of citalopram leading to an increased risk of QT prolongation [see <i>Clinical Pharmacology (12.3)</i>].
<i>Intervention:</i>	Limit the dose of citalopram to a maximum of 20 mg per day. See prescribing information for citalopram.
Cilostazol	
<i>Clinical Impact:</i>	Increased exposure of cilostazol and one of its active metabolites (3,4-dihydro-cilostazol) [see <i>Clinical Pharmacology (12.3)</i>].
<i>Intervention:</i>	Consider reducing the dose of cilostazol to 50 mg twice daily. See prescribing information for cilostazol.
Digoxin	
<i>Clinical Impact:</i>	Potential for increased exposure of digoxin [see <i>Clinical Pharmacology (12.3)</i>].
<i>Intervention:</i>	Monitor digoxin concentrations and adjust the dose, if needed, to maintain therapeutic drug concentrations. See prescribing information for digoxin.
Combination Therapy with Clarithromycin and Amoxicillin	
<i>Clinical Impact:</i>	Concomitant administration of clarithromycin with other drugs can lead to serious adverse reactions, including potentially fatal Amoxicillin also has drug contraindications.
<i>Intervention:</i>	See <i>Contraindications, Warnings and Precautions</i> in prescribing information for amoxicillin.
Drugs Dependent on Gastric pH for Absorption (e.g., iron salts, erlotinib, dasatinib, nilotinib, mycophenolate mofetil, ketoconazole/itraconazole)	
<i>Clinical Impact:</i>	Esomeprazole can reduce the absorption of other drugs due to its effect on reducing intragastric acidity
<i>Intervention:</i>	Mycophenolate mofetil (MMF): Co-administration of omeprazole, of which esomeprazole is an enantiomer, in healthy subjects and in transplant patients receiving MMF has been reported to reduce the exposure to the active metabolite, mycophenolic acid (MPA), possibly due to a decrease in MMF solubility at an increased gastric pH. The clinical relevance of reduced MPA exposure on organ rejection has not been established in transplant patients receiving esomeprazole magnesium and MMF. Use esomeprazole magnesium with caution in transplant patients receiving MMF [see <i>Clinical Pharmacology (12.3)</i>]. See the prescribing information for esomeprazole dependent on gastric pH for absorption.
Tacrolimus	

<i>Clinical Impact:</i>	Potentially increased exposure of tacrolimus, especially in transplant patients who are intermediate or poor metabolizers of CYP2C19.
<i>Intervention:</i>	Monitor tacrolimus whole blood concentrations and consider reducing the dose, if needed, to maintain therapeutic drug concentrations. See prescribing information for tacrolimus.
Interactions with Investigations of Neuroendocrine Tumors	
<i>Clinical Impact:</i>	Serum chromogranin A (CgA) levels increase secondary to PPI-induced decreases in gastric acidity. The increased CgA level may cause false positive results in diagnostic investigations for neuroendocrine tumors [see <i>Warnings and Precautions (5.11)</i> , <i>Clinical Pharmacology (12.2)</i>].
<i>Intervention:</i>	Discontinue esomeprazole magnesium at least 14 days before assessing CgA levels and consider repeating the test if initial CgA levels are high. If serial tests are performed (e.g. for monitoring), the same commercial laboratory should be used for testing, as reference ranges between tests may vary.
Interaction with Secretin Stimulation Test	
<i>Clinical Impact:</i>	Hyper-response in gastrin secretion in response to secretin stimulation test, falsely suggesting gastrinoma.
<i>Intervention:</i>	Discontinue esomeprazole magnesium 4 weeks prior to testing [see <i>Clinical Pharmacology (12.2)</i>]
False Positive Urine Tests for THC	
<i>Clinical Impact:</i>	There have been reports of false positive urine screening test for tetrahydrocannabinol (THC) in patients receiving PPIs.
<i>Intervention:</i>	An alternative confirmatory method should be considered to verify positive results.

Table 4: Clinically Relevant Interactions Affecting Esomeprazole When Co-Administered with Other Drugs

CYP2C19 or CYP3A4 Inducers	
<i>Clinical Impact:</i>	Decreased exposure of esomeprazole when used concomitantly with strong inducers [see <i>Clinical Pharmacology (12.3)</i>].
<i>Intervention:</i>	<u>St. John's Wort, rifampin:</u> Avoid concomitant use with [see <i>Warnings and Precautions</i>]; <u>Other drugs:</u> see prescribing information for specific drugs
Voriconazole	
<i>Clinical Impact:</i>	Increased exposure of esomeprazole [see <i>Clinical Pharmacology (12.3)</i>].

Intervention:	Dose adjustment of esomeprazole magnesium is not normally required. However, in patients with Zollinger-Ellison syndrome, who may require higher doses, dosage adjustment may be considered. See prescribing information for voriconazole.
---------------	---

8 USE IN SPECIFIC POPULATIONS

8.1 Pregnancy

Risk Summary Adequate and well-controlled studies with esomeprazole magnesium in pregnant women. Esomeprazole is the S-isomer of omeprazole. Available epidemiologic data fail to demonstrate an increased risk of major congenital malformations or other adverse pregnancy outcomes with first trimester omeprazole use (see Data). Reproduction studies in rats and rabbits resulted in dose-dependent embryo-lethality at omeprazole doses that were approximately 3.4 to 34 times an oral human dose of 40 mg (based on a body surface area for a 60 kg person). Reproductive toxicity was not observed in animal reproduction studies with administration of oral esomeprazole magnesium in rats and rabbits with doses about 68 times and 42 times, respectively, an oral human dose of 40 mg (based on a body surface area basis for a 60 kg person). Changes in bone morphology were observed in offspring of rats dosed through most of pregnancy and lactation at doses equal to or greater than approximately 34 times an oral human dose of 40 mg. When maternal administration was confined to gestation only, there were no effects on the estimated background risk of miscarriage and major birth defects (see Data). The estimated background risk of miscarriage for the indicated population are unknown. All pregnancies have a background risk of birth defect, loss or other adverse outcomes. In the U.S. general population, the estimated background risk of major birth defects and miscarriage in clinically identifiable pregnancies is 2% to 4% and 15% to 20%, respectively.

Data Epidemiological studies compared the frequency of congenital abnormalities among infants born to women who used omeprazole during pregnancy with the frequency of abnormalities among infants based on rates reported to birth epidemiological registries from the Swedish Medical Birth Registry, covering approximately 99% of pregnancies, from 1995 to 1999, reported on 955 infants (824 exposed during the first trimester with 39 of these exposed beyond first trimester, and 131 exposed after the first trimester) whose mothers used omeprazole during pregnancy. The number of infants exposed in utero to omeprazole that had any malformation, low birth weight, low Apgar score, or hospitalization was similar to the number observed in this population. The number of infants born with ventricular septal defects and the number of stillborn infants was slightly higher in the omeprazole-exposed infants than in the non-exposed population.

Data A population-based retrospective cohort study covering all live births in Denmark from 1996 to 2009, reported on 1,800 live births whose mothers used omeprazole during the first trimester of pregnancy and 837,317 live births whose mothers did not use any proton pump inhibitor. The overall rate of birth defects in infants born to mothers with first trimester exposure to omeprazole was 2.9% and 2.6% in infants born to mothers not exposed to any proton pump inhibitor during the first trimester.

Data A retrospective cohort study reported on 689 pregnant women exposed to either H₂-blockers or omeprazole in the first trimester (134 exposed to omeprazole) and 1,572 pregnant women unexposed to either during the first trimester. The overall malformation rate in offspring born to mothers with first trimester exposure to

omeprazole, an H₂-blocker, or were unexposed was 3.6%, 5.5%, and 4.1% respectively. A prospective observational cohort study followed 113 women exposed to omeprazole during pregnancy (89% with first trimester exposures). The reported rate of major congenital malformations was 4% in the omeprazole group, 2% in controls exposed to non-teratogens, and 2.8% in disease paired controls. Rates of spontaneous and elective abortions, preterm deliveries, gestational age at delivery, and neonatal weight were reported similar among the groups. Short-term effects on the infant when single dose oral or intravenous omeprazole was administered to over 200 pregnant women were also reported. In rats, omeprazole in a dose range of 6.9 to 69.1 mg/kg/day (about 3.4 to 34 times an oral human dose of 40 mg on a body surface area basis) administered during organogenesis did not disclose any evidence for a teratogenic potential of omeprazole. In rabbits, omeprazole in a dose range of 6.9 to 69.1 mg/kg/day (about 3.4 to 34 times an oral human dose of 40 mg on a body surface area basis) administered during organogenesis produced dose-related increases in embryo-lethality, fetal resorptions, and pregnancy disruptions. In rats, dose-related embryo/fetal toxicity and postnatal developmental toxicity were observed in offspring resulting from parents treated with omeprazole at 13.8 to 138.0 mg/kg/day (about 3.4 to 34 times an oral human dose of 40 mg on a body surface area basis), administered prior to mating through the lactation period. Effects on embryo-fetal development were observed in reproduction studies with esomeprazole magnesium in rats at oral doses up to 280 mg/kg/day (about 68 times an oral human dose of 40 mg on a body surface area basis) or in rabbits at oral doses up to 86 mg/kg/day (about 41 times an oral human dose of 40 mg on a body surface area basis). A study in rats with additional endpoints to evaluate bone development was performed with esomeprazole magnesium at oral doses of 14 to 280 mg/kg/day (about 3.4 to 68 times an oral human dose of 40 mg on a body surface area basis). Neonatal/early postnatal (birth to weaning) survival was decreased at doses equal to or greater than 138 mg/kg/day (about 34 times an oral human dose of 40 mg on a body surface area basis). Body weight and body weight gain were reduced and neurobehavioral or general developmental delays in the immediate post-weaning timeframe were evident at doses equal to or greater than 69 mg/kg/day (about 17 times an oral human dose of 40 mg on a body surface area basis). In addition, decreased femur length, width and thickness of cortical bone, decreased thickness of the tibial growth plate and minimal to mild bone marrow hypocellularity were noted at doses equal to or greater than 14 mg/kg/day (about 3.4 times an oral human dose of 40 mg on a body surface area basis). Physeal dysplasia in the femur was observed in offspring of rats treated with oral doses of esomeprazole magnesium at doses equal to or greater than 138 mg/kg/day (about 34 times an oral human dose of 40 mg on a body surface area basis). Effects on maternal bone were observed in pregnant and lactating rats in a pre- and postnatal toxicity study when esomeprazole magnesium was administered at oral doses of 14 to 280 mg/kg/day (about 3.4 to 68 times an oral human dose of 40 mg on a body surface area basis). When rats were dosed from gestational day 7 through weaning on postnatal day 21, a statistically significant decrease in maternal femur weight of up to 14% (as compared to placebo treatment) was observed at doses equal to or greater than 138 mg/kg/day (about 34 times an oral human dose of 40 mg on a body surface area basis). A study in rats with esomeprazole strontium (using equimolar doses compared to esomeprazole magnesium study) produced similar results in maternal bone development. In rats with further time points to evaluate

pup bone development from postnatal day 2 to adulthood was performed with esomeprazole magnesium at oral doses of 280 mg/kg/day (about 68 times an oral human dose of 40 mg on a body surface area basis) where esomeprazole administration was from either gestational day 7 or gestational day 16 until parturition. When maternal administration was confined to gestation only, there were no effects on bone physal morphology in the offspring at any age.

8.2 Lactation

Risk Summary

Esomeprazole is the S-isomer of omeprazole and limited data suggest that omeprazole may be present in human milk. There are no clinical data on the effects of esomeprazole on the breastfed infant or on milk production. The developmental and health benefits of breastfeeding should be considered along with the mother's clinical need for esomeprazole magnesium and any potential adverse effects on the breastfed infant from esomeprazole magnesium or from the underlying maternal condition.

8.4 Pediatric Use

~~The safety and effectiveness of esomeprazole magnesium have been established in pediatric patients 12 years to 17 years of age for short-term treatment (4 to 8 weeks) for healing of EE. Use of esomeprazole magnesium for this indication is supported by evidence from adequate and well-controlled studies in adults with additional safety and pharmacokinetic data in pediatric patients 1 year to 17 years of age. The safety profile in pediatric patients 1 year to 17 years of age was similar to adults [see Nonclinical Toxicology (13.2)].~~
~~The safety and effectiveness of esomeprazole magnesium for the short-term treatment (4 weeks) of heartburn and other symptoms associated with GERD. Use of esomeprazole magnesium for this indication is supported by evidence from adequate and well-controlled studies in adults with additional safety and pharmacokinetic data in pediatric patients 1 year to 17 years of age. The safety profile in pediatric patients 1 year to 17 years of age was similar to adults [see Nonclinical Toxicology (13.2)].~~
~~The safety and effectiveness of esomeprazole magnesium for the treatment of symptomatic GERD in pediatric patients less than 1 year of age have not been established.~~
~~The safety and effectiveness of esomeprazole magnesium for the risk reduction of NSAID-associated gastric ulcer, *H. pylori* eradication to reduce the risk of duodenal ulcer recurrence and treatment of pathological hypersecretory conditions have not been established.~~
~~In Nonclinical Toxicology (13.2), esomeprazole was administered with both magnesium and strontium salts at oral doses about 34 to 68 times a daily human dose of 40 mg based on body surface area. Increases in death were seen at the high dose, and at all doses of esomeprazole, there were decreases in body weight, body weight gain, femur weight and femur length, and decreases in overall growth [see Nonclinical Toxicology (13.2)].~~

8.5 Geriatric Use

Of the total number of patients who received esomeprazole magnesium in clinical trials, 1459 were 65 to 74 years of age and 354 patients were 75 years of age and older. Overall differences in safety and efficacy were observed between the elderly and younger individuals, and other reported clinical experience has not identified differences in responses between elderly and younger patients, but greater sensitivity of some older individuals cannot be ruled out.

8.6 Hepatic Impairment

In patients with severe hepatic impairment (Child-Pugh Class C) exposure to esomeprazole substantially increased compared to healthy subjects. Dosage modification of esomeprazole magnesium is recommended for patients with severe hepatic impairment for the healing of EE, risk reduction of NSAID-associated gastric ulcer, *H. pylori* eradication to reduce the risk of duodenal ulcer recurrence, and pathological hypersecretory conditions including Zollinger-Ellison Syndrome [see *Dosage and Administration (2.1)*, *Clinical Pharmacology (12.3)*].

In patients with mild to moderate liver impairment (Child-Pugh Classes A and B), no dosage adjustment is necessary.

10 OVERDOSAGE

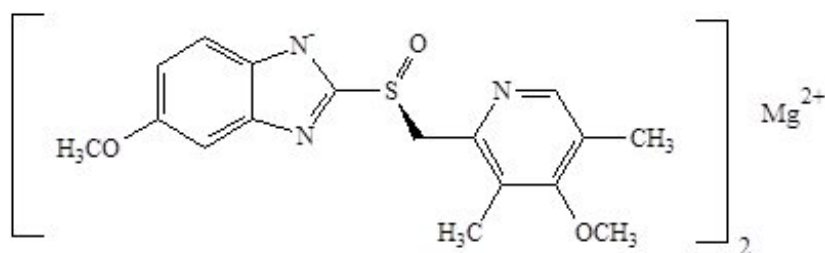
Manifestations in patients exposed to omeprazole, the racemic mixture, at doses up to 2,400 mg (120 times the usual recommended clinical dose) include confusion, drowsiness, blurred vision, tachycardia, nausea, diaphoresis, flushing, headache, dry mouth, and other adverse reactions similar to those seen at recommended dosages. See the full prescribing information for omeprazole for complete safety information. No specific antidote for esomeprazole is known. Since esomeprazole is extensively protein bound, it is not expected to be removed by dialysis. In the event of overdose, treatment should be symptomatic and supportive.

If over-exposure occurs, call your Poison Control Center at 1-800-222-1222 for current information on the management of poisoning or overdose.

11 DESCRIPTION

The active ingredient in esomeprazole magnesium delayed-release capsules, USP for oral administration is 5-methoxy-2-[(S)-[(4-methoxy-3,5-dimethyl-2-pyridyl)methyl]sulfinyl] benzimidazole, magnesium salt (2:1). Esomeprazole is the S-isomer of omeprazole, which is a mixture of the S- and R- isomers. (Initial U.S. approval of esomeprazole magnesium: 2001). Its molecular formula is $C_{34}H_{36}MgN_6O_6S_2$ with molecular weight of 713.12 on an anhydrous basis. The structural formula is:

Figure 1



The magnesium salt is a white to slightly colored powder. It is soluble or slightly soluble in methanol and practically insoluble in water and heptane. The stability of esomeprazole magnesium, USP is a function of pH; it rapidly degrades in acidic media, but it has

acceptable stability under alkaline conditions. At pH 6.8 (buffer), the half-life of the magnesium salt is about 19 hours at 25°C and about 8 hours at 37°C.

Esomeprazole Magnesium Delayed-Release Capsules, USP are supplied in delayed-release capsules. Each delayed-release capsule contains 20 mg, or 40 mg of esomeprazole (present as 22.25 mg, or 44.50 mg esomeprazole magnesium) in the form of enteric-coated granules with the following inactive ingredients: hydroxypropyl cellulose, hypromellose, magnesium stearate, methacrylic acid copolymer dispersion, mono and di glycerides, polysorbate 80, sugar spheres (corn starch and sucrose), talc, and triethyl citrate. The capsule shells have the following inactive ingredients: D&C Red #28, FD&C Blue #1, FD&C Red #40, ferric oxide black, gelatin, potassium hydroxide, propylene glycol, shellac, and titanium dioxide.

12 CLINICAL PHARMACOLOGY

12.1 Mechanism of Action

Esomeprazole belongs to a class of antisecretory compounds, the substituted benzimidazoles, that suppress gastric acid secretion by specific inhibition of the H⁺/K⁺ ATPase enzyme system at the secretory surface of the gastric parietal cell. Esomeprazole is protonated and converted in the acidic compartment of the parietal cell forming the active inhibitor, the achiral sulphenamide. Because this enzyme system is regarded as the acid (proton) pump within the gastric mucosa, esomeprazole has been characterized as a gastric acid-pump inhibitor, in that it blocks the final step of acid production. This effect is dose-related and leads to inhibition of both basal and stimulated acid secretion irrespective of the stimulus.

12.2 Pharmacodynamics

Antisecretory Activity

The effect of esomeprazole magnesium on intragastric pH was determined in adult patients with symptomatic GERD in two separate studies. In the first study of 36 patients, esomeprazole magnesium 40 mg and 20 mg delayed-release capsules

Table 5. Effect of Esomeprazole on Intra-gastric pH on Day 5 (N=36) Following Once Daily Dosing of Esomeprazole Magnesium Delayed-Release Capsules in Adult Patients with Symptomatic GERD

Parameter	Esomeprazole Magnesium Delayed-Release Capsules	
	40 mg once daily	20 mg once daily
% Time Gastric pH > 4 ¹ (Hours)	70% (8 h)	53% (7 h)
Coefficient of variation	26%	37%
Median 24 Hour pH	4.9 ²	4.1
Coefficient of variation	16%	27%

². Gastric pH was esomeprazole delayed-release 24 40 mg period esomeprazole magnesium 20 mg

In a second study, the effect on intragastric pH of esomeprazole magnesium 40 mg administered once daily over a five day period was similar to the first study, (% time with pH > 4 was 68% or 16.3 hours).

Serum Gastrin Effects

The effect of esomeprazole magnesium on serum gastrin concentrations was evaluated in approximately 2,700 patients in clinical trials up to 8 weeks and in over 1,300 patients for up to 12 months. The mean fasting gastrin level increased in a dose-related manner. The increase in serum gastrin concentrations reached a plateau within two to three months of therapy and returned to baseline levels within four weeks after discontinuation of therapy.

Increased gastrin causes enterochromaffin-like cell hyperplasia and increased serum Chromogranin A (CgA) levels. The increased CgA levels may cause false positive results in diagnostic investigations for neuroendocrine tumors [see *Warnings and Precautions (5.11)*]

Enterochromaffin-like (ECL) Cell Effects

Human gastric biopsy specimens have been obtained from more than 3,000 patients (both pediatrics and adults) treated with omeprazole in long-term clinical trials. The incidence of ECL cell hyperplasia in these studies increased with time; however, no case of ECL cell carcinoids, dysplasia, or neoplasia has been found in these patients [see *Nonclinical Toxicology (13.1)*].

In over 1,000 patients treated with oral esomeprazole (10 mg, 20 mg or 40 mg/day) for up to 12 months, the prevalence of ECL cell hyperplasia increased with time and dose. No patient developed ECL cell carcinoids, dysplasia, or neoplasia in the gastric mucosa.

Endocrine Effects

Esomeprazole magnesium had no effect on thyroid function in adults when given 20 mg or 40 mg delayed-release capsules once daily for 4 weeks. Other effects of esomeprazole magnesium on the endocrine system were assessed in studies of omeprazole. Oral doses of omeprazole 30 mg or 40 mg once daily for 2 to 4 weeks had no effect on carbohydrate metabolism, circulating levels of parathyroid hormone, cortisol, estradiol, testosterone, prolactin, cholecystokinin, or secretin.

12.3 Pharmacokinetics

Absorption

Esomeprazole magnesium delayed-release capsules contain an enteric-coated granule formulation of esomeprazole magnesium. After oral administration, peak plasma levels (C_{max}) of esomeprazole occur at approximately 1.5 hours (T_{max}). The C_{max} increases proportionally when the dose is increased, and there is a three-fold increase in the area under the plasma concentration-time curve (AUC) from 20 to 40 mg. At repeated once-daily dosing with 40 mg, the systemic bioavailability is approximately 90% compared to 64% after a single dose of 40 mg. The mean exposure (AUC) to esomeprazole increases from 4.32 $\mu\text{mol}^*\text{hr/L}$ on Day 1 to 11.2 $\mu\text{mol}^*\text{hr/L}$ on Day 5 after 40 mg once daily dosing.

The AUC after administration of a single 40 mg dose of esomeprazole magnesium is decreased by 43% to 53% after food intake compared to fasting conditions [see *Dosage*

and Administration (2.3)]. The pharmacokinetics of esomeprazole in adult patients with symptomatic GERD following repeated once daily administration of 20 mg and 40 mg esomeprazole magnesium over a period of five days are shown in Table 6:

Table 6: Geometric Mean (95% CI) Pharmacokinetic Parameters of Esomeprazole on Day 5 Following Once Daily Dosing of Esomeprazole Magnesium Delayed-Release Capsules in Adult Patients with Symptomatic GERD

Parameter ¹ (CV)	Esomeprazole Magnesium Delayed-Release Capsules	
	40 mg once daily (n=36)	20 mg once daily (n=36)
AUC (micromol.h/L)	12.6 (42%)	4.2 (59%)
C _{max} (micromol/L)	4.7 (37%)	2.1 (45%)
T _{max} (hours)	1.6	1.6
t _{1/2} (hours)	1.5	1.2

1. Values represent the geometric mean, except the T_{max}, which is the arithmetic mean; CV = Coefficient of variation

Esomeprazole is a time-dependent inhibitor of CYP2C19, resulting in autoinhibition and nonlinear pharmacokinetics. The systemic exposure increases in a more than dose proportional manner after multiple oral doses of esomeprazole.

Compared to the first dose, the systemic exposure (C_{max} and AUC_{0-24h}) at steady state following once a day dosing increased by 43% and 90%, respectively, compared to after the first dose for the 20 mg dose and increased by 95% and 159%, respectively, for the 40 mg dose.

Distribution

Esomeprazole is 97% bound to plasma proteins. Plasma protein binding is constant over the concentration range of 2 to 20 micromol/L. The apparent volume of distribution at steady state in healthy subjects is approximately 16 L.

Elimination

Metabolism

Esomeprazole is extensively metabolized in the liver by the cytochrome P450 (CYP) enzyme system. The metabolites of esomeprazole lack antisecretory activity. The major part of esomeprazole's metabolism is dependent upon the CYP2C19 isoenzyme, which forms the hydroxy and desmethyl metabolites. The remaining amount is dependent on CYP3A4 which forms the sulphone metabolite.

Excretion

The plasma elimination half-life of esomeprazole is approximately 1 to 1.5 hours. Less than 1% of parent drug is excreted in the urine. Approximately 80% of an oral dose of esomeprazole is excreted as inactive metabolites in the urine, and the remainder is found as inactive metabolites in the feces.

Combination Therapy with Amoxicillin and Clarithromycin

Esomeprazole magnesium 40 mg once daily was given in combination with amoxicillin 1000 mg twice daily and clarithromycin 500 mg twice daily for 7 days to 17 healthy male and female subjects. The mean steady state AUC and C_{max} of esomeprazole increased by 70% and 18%, respectively during combination therapy compared to treatment with esomeprazole alone. The observed increase in esomeprazole exposure during co-administration with amoxicillin and clarithromycin is not expected to be clinically relevant.

The pharmacokinetic parameters for amoxicillin and clarithromycin were similar during combination therapy and administration of each drug alone. However, the mean AUC and C_{max} for 14-hydroxyclearithromycin increased by 19% and 22%, respectively, during combination therapy compared to treatment with clarithromycin alone. This increase in exposure to 14-hydroxyclearithromycin is not considered to be clinically relevant.

Specific Populations

Geriatric Patients

The AUC and C_{max} values of esomeprazole were slightly higher (25% and 18%, respectively) in the elderly as compared to younger subjects at steady state. This increase in exposure is not considered clinically relevant.

Subsequent pharmacokinetic simulation analyses showed that for pediatric patients 1 month to 11 months of age, a dosage regimen of 2.5 mg once daily (body weight 3 to 5 kg), 5 mg once daily (body weight more than 5 to 7.5 kg) and 10 mg once daily for (body weight more than 7.5 to 12 kg) would achieve comparable steady-state plasma exposures (AUC) to that observed with 10 mg once daily in patients 1 year to 11 year of age and 20 mg once daily in patients 12 years to 18 years of age, as well as adults.

Apparent clearance (CL/F) increases with age in pediatric patients with GERD from 1 month to 2 years of age.

12 Years to 17 Years of Age

The pharmacokinetics of esomeprazole magnesium were studied in 28 adolescent patients with GERD aged 12 to 17 years inclusive, in a single center study. Patients were randomized to receive esomeprazole magnesium 20 mg or 40 mg once daily for 8 days. Mean C_{max} and AUC values of esomeprazole were not affected by body weight or age; and more than dose-proportional increases in mean C_{max} and AUC values were observed between the two dose groups in the study. Overall, esomeprazole magnesium pharmacokinetics in adolescent patients aged 12 to 17 years were similar to those observed in adult patients with symptomatic GERD. See Table 9.

Table 9: Comparison of Esomeprazole Pharmacokinetic Parameters Following Once Daily Dosing of Esomeprazole Magnesium Delayed-Release Capsules in Pediatric Patients 12 Years to 17 Years with GERD and Adults with Symptomatic GERD¹

Parameter	Esomeprazole Magnesium Delayed-Release Capsules			
	12 Years to 17 Years (N=28)		Adults (N=36)	
	20 mg once daily for 8 days	40 mg once daily for 8 days	20 mg once daily for 5 days	40 mg once daily for 5 days
AUC (micromol·h/L)	3.65	13.86	4.2	12.6

C _{max} (micromol/L)	1.45	5.13	2.1	4.7
t _{max} (h)	2.00	1.75	1.6	1.6
t _{1/2λz} (h)	0.82	1.22	1.2	1.5
Data presented are geometric means for AUC, C _{max} and t _{1/2λz} , and median value for t _{max} .				

¹ Data obtained from two independent studies

Male and Female Patients

The AUC and C_{max} values of esomeprazole were slightly higher (13%) in females than in males at steady state when dosed orally. This increase in exposure is not considered clinically relevant.

Patients with Renal Impairment

The pharmacokinetics of esomeprazole magnesium in patients with renal impairment are not expected to be altered relative to healthy subjects as less than 1% of esomeprazole is excreted unchanged in urine.

Patients with Hepatic Impairment

The steady state pharmacokinetics of esomeprazole obtained after administration of esomeprazole magnesium orally once daily to patients with mild (Child-Pugh Class A, n=4), moderate (Child-Pugh Class B, n=4), and severe (Child-Pugh Class C, n=4) hepatic impairment were compared to those obtained in 36 male and female GERD patients with normal liver function. In patients with mild and moderate hepatic impairment, the AUCs were within the range that could be expected in patients with normal liver function. In patients with severe hepatic impairment the AUCs were 2 to 3 times higher than in the patients with normal liver function [see *Use in Specific Populations (8.6)*].

Drug Interaction Studies

Effect of Esomeprazole/Omeprazole on Other Drugs

In vitro and *in vivo* studies have shown that esomeprazole is not likely to inhibit CYPs 1A2, 2A6, 2C9, 2D6, 2E1 and 3A4.

Antiretrovirals

For some antiretroviral drugs, such as rilpivirine, atazanavir and nelfinavir, decreased serum concentrations have been reported when given together with omeprazole [see *Drug Interactions (7)*].

Rilpivirine:

Following multiple doses of rilpivirine (150 mg, daily) and omeprazole (20 mg, daily), AUC was decreased by 40%, C_{max} by 40%, and C_{min} by 33% for rilpivirine [see *Contraindications (4)*].

Nelfinavir:

Following multiple doses of nelfinavir (1250 mg, twice daily) and omeprazole (40 mg daily), AUC was decreased by 36% and 92%, C_{max} by 37% and 89% and C_{min} by 39% and 75% respectively for nelfinavir and M8.

Atazanavir:

Following multiple doses of atazanavir (400 mg, daily) and omeprazole (40 mg, daily, 2 hours before atazanavir), AUC was decreased by 94%, C_{max} by 96%, and C_{min} by 95%.

Saquinavir:

Following multiple dosing of saquinavir/ritonavir (1000/100 mg) twice daily for 15 days with omeprazole 40 mg daily co-administered days 11 to 15. The AUC was increased by 82%, C_{max} by 75%, and C_{min} by 106%. The mechanism behind this interaction is not fully elucidated.

Clpidogrel

In a crossover study, healthy subjects were administered clopidogrel (300 mg loading dose followed by 75 mg per day as the maintenance dosage for 28 days) alone and with esomeprazole (40 mg orally once daily at the same time as clopidogrel) for 29 days. Exposure to the active metabolite of clopidogrel was reduced by 35% to 40% over this time period when clopidogrel and esomeprazole were administered together. Pharmacodynamic parameters were also measured and demonstrated that the change in inhibition of platelet aggregation was related to the change in the exposure to clopidogrel active metabolite [see *Warnings and Precautions (5.7) and Drug Interactions (7)*].

Mycophenolate Mofetil

Administration of omeprazole 20 mg twice daily for 4 days and a single 1000 mg dose of MMF approximately one hour after the last dose of omeprazole to 12 healthy subjects in a cross-over study resulted in a 52% reduction in the C_{max} and 23% reduction in the AUC of MPA [see *Drug Interactions (7)*].

Cilostazol

Omeprazole acts as an inhibitor of CYP2C19. Omeprazole, given in doses of 40 mg daily for one week to 20 healthy subjects in cross-over study, increased C_{max} and AUC of cilostazol by 18% and 26% respectively. The C_{max} and AUC of one of the active metabolites, 3,4-dihydro-cilostazol, which has 4 to 7 times the activity of cilostazol, were increased by 29% and 69%, respectively. Co-administration of cilostazol with omeprazole is expected to increase concentrations of cilostazol and the above mentioned active metabolite [see *Drug Interactions (7)*].

Diazepam

Co-administration of esomeprazole 30 mg and diazepam, a CYP2C19 substrate, resulted in a 45% decrease in clearance of diazepam. Increased plasma levels of diazepam were observed 12 hours after dosing and onwards. However, at that time, the plasma levels of diazepam were below the therapeutic interval, and thus this interaction is unlikely to be of clinical relevance.

Digoxin

Concomitant administration of omeprazole 20 mg once daily and digoxin in healthy subjects increased the bioavailability of digoxin by 10% (30% in two subjects) [see *Drug Interactions (7)*].

Other Drugs

Concomitant administration of esomeprazole and either naproxen (non-selective NSAID) did not identify any clinically relevant changes in the pharmacokinetic profiles of these NSAIDs.

Effect of Other Drugs on Esomeprazole/Omeprazole

St. John's Wort

In a cross-over study in 12 healthy male subjects, St. John's Wort (300 mg three times daily for 14 days) significantly decreased the systemic exposure of omeprazole in CYP2C19 poor metabolizers (C_{max} and AUC both decreased by 38%) and extensive metabolizers (C_{max} and AUC decreased by 50% and 44%, respectively) [see *Drug Interactions (7)*].

Voriconazole

Concomitant administration of omeprazole and voriconazole (a combined inhibitor of CYP2C19 and CYP3A4) resulted in more than doubling of the omeprazole exposure. When voriconazole (400 mg every 12 hours for one day, followed by 200 mg once daily for 6 days) was given with omeprazole (40 mg once daily for 7 days) to healthy subjects, the steady-state C_{max} and AUC_{0-24} of omeprazole significantly increased: an average of 2 times (90% CI: 1.8, 2.6) and 4 times (90% CI: 3.3, 4.4), respectively, as compared to when omeprazole was given without voriconazole [see *Drug Interactions (7)*].

Other Drugs

Co-administration of esomeprazole with oral contraceptives, diazepam, phenytoin, quinidine, naproxen (non-selective NSAID) did not seem to change the pharmacokinetic profile of esomeprazole.

12.4 Microbiology

Esomeprazole magnesium, amoxicillin, and clarithromycin triple therapy has been shown to be active against most strains of *Helicobacter pylori* (*H. pylori*) *in vitro* and in clinical infections [see *Indications and Usage (1)* and *Clinical Studies (14)*].

Helicobacter pylori: Susceptibility testing of *H. pylori* isolates was performed for amoxicillin and clarithromycin using agar dilution methodology, and minimum inhibitory concentrations (MICs) were determined.

Pretreatment Resistance: Clarithromycin pretreatment resistance rate (MIC \geq 1 mcg/mL) to *H. pylori* was 15% (66/445) at baseline in all treatment groups combined. A total of > 99% (394/395) of patients had *H. pylori* isolates that were considered to be susceptible (MIC \leq 0.25 mcg/mL) to amoxicillin at baseline. One patient had a baseline *H. pylori* isolate with an amoxicillin MIC = 0.5 mcg/mL.

Clarithromycin Susceptibility Test Results and Clinical/Bacteriologic Outcomes: The baseline *H. pylori* clarithromycin susceptibility results and the *H. pylori* eradication results at the Day 38 visit are shown in Table 10:

Table 10: Clarithromycin Susceptibility Test Results and Clinical/Bacteriological Outcomes¹ for Triple Therapy (Esomeprazole magnesium Delayed-Release Capsules 40 mg once daily, Amoxicillin 1000 mg twice daily and Clarithromycin 500 mg twice daily for 10 days)

Clarithromycin Pretreatment Results	<i>H. pylori</i> negative (Eradicated)	<i>H. pylori</i> positive (Not Eradicated) Post-treatment susceptibility results			
		S ²	I ²	R ²	No MIC
Susceptible ² 182	162	4	0	2	14
Intermediate ² 1	1	0	0	0	0
Resistant ² 29	13	1	0	13	2

¹Includes only patients with pretreatment and post-treatment clarithromycin

²Susceptibility (S) MICs \leq 0.25 mcg/mL, Intermediate (I) MIC = 0.5 mcg/mL, Resistant (R) MIC \geq 1.0 mcg/mL

Patients not eradicated of *H. pylori* following triple therapy with esomeprazole magnesium, amoxicillin, clarithromycin will likely have clarithromycin resistant *H. pylori* isolates. Therefore, clarithromycin susceptibility testing should be done, when possible. Patients with clarithromycin resistant *H. pylori* should not be re-treated with a clarithromycin-containing regimen.

Amoxicillin Susceptibility Test Results and Clinical/Bacteriological Outcomes:

In patients treated with esomeprazole magnesium, amoxicillin and clarithromycin in clinical trials, 83% (176/212) of the patients who had pretreatment amoxicillin susceptible MICs (\leq 0.25 mcg/mL) were eradicated of *H. pylori*, and 17% (36/212) were not eradicated of *H. pylori*. Of the 36 patients who were not eradicated of *H. pylori*, 16 had no post-treatment susceptibility test results and 20 had post-treatment *H. pylori* isolates with amoxicillin susceptible MICs. Fifteen of the patients who were not eradicated of *H. pylori* also had post-treatment *H. pylori* isolates with clarithromycin resistant MICs. There were no patients with *H. pylori* isolates who developed treatment emergent resistance to amoxicillin.

Susceptibility Test for Helicobacter pylori: For susceptibility testing information about *Helicobacter pylori*, see Microbiology section in prescribing information for clarithromycin and amoxicillin.

Effects on Gastrointestinal Microbial Ecology: Decreased gastric acidity due to any means, including proton pump inhibitors, increases gastric counts of bacteria normally present in the gastrointestinal tract. Treatment with PPIs may lead to slightly increased risk of gastrointestinal infections such as *Salmonella* and *Campylobacter* and possibly *Clostridium difficile* in hospitalized patients.

12.5 Pharmacogenomics

CYP2C19, a polymorphic enzyme, is involved in the metabolism of esomeprazole. The CYP2C19*1 allele is fully functional while the CYP2C19*2 and *3 alleles are nonfunctional. There are other alleles associated with no or reduced enzymatic function. Patients carrying two fully functional alleles are extensive metabolizers and those carrying two loss-of-function alleles are poor metabolizers. The systemic exposure to esomeprazole varies with a patient's metabolism status: poor metabolizers > intermediate metabolizers > extensive metabolizers. Approximately 3% of Caucasians and 15 to 20% of Asians are CYP2C19 poor metabolizers.

Systemic esomeprazole exposures were modestly higher (approximately 17%) in CYP2C19 intermediate metabolizers (IM; n=6) compared to extensive metabolizers (EM; n=17) of CYP2C19. Similar pharmacokinetic differences were noted across these genotypes in a study of Chinese healthy subjects that included 7 EMs and 11 IMs. There is very limited pharmacokinetic information for poor metabolizers (PM) from these studies.

At steady state following once daily administration of esomeprazole 40 mg, the ratio of AUC in poor metabolizers to AUC in the rest of the population (EMs) is approximately 1.5. This change in exposure is not considered clinically meaningful.

13 NONCLINICAL TOXICOLOGY

13.1 Carcinogenesis, Mutagenesis, Impairment of Fertility

The carcinogenic potential of esomeprazole magnesium was assessed using studies of omeprazole, of which esomeprazole is an enantiomer. In two 24 month oral carcinogenicity studies in rats, omeprazole at daily doses of 1.7, 3.4, 13.8, 44, and 140.8 mg/kg/day (about 0.4 to 34 times the human dose of 40 mg/day expressed on a body surface area basis) produced gastric ECL cell carcinoids in a dose-related manner in both male and female rats; the incidence of this effect was markedly higher in female rats, which had higher blood levels of omeprazole. Gastric carcinoids seldom occur in the untreated rat. In addition, ECL cell hyperplasia was present in all treated groups of both sexes. In one of these studies, female rats were treated with 13.8 mg omeprazole/kg/day (about 3.4 times the human dose of 40 mg/day on a body surface area basis) for 1 year, then followed for an additional year without the drug. No carcinoids were seen in these rats. An increased incidence of treatment-related ECL cell hyperplasia was observed at the end of 1 year (94% treated vs. 10% controls). By the second year the difference between treated and control rats was much smaller (46% vs. 26%) but still showed more hyperplasia in the treated group. Gastric adenocarcinoma was seen in one rat (2%). No similar tumor was seen in male or female rats treated for 2 years. For this strain of rat no similar tumor has been noted historically, but a finding involving only one tumor is difficult to interpret. A 78 week mouse carcinogenicity study of omeprazole did not show increased tumor occurrence, but the study was not conclusive.

Esomeprazole was negative in the Ames mutation test, in the *in vivo* rat bone marrow cell chromosome aberration test, and the *in vivo* mouse micronucleus test. Esomeprazole, however, was positive in the *in vitro* human lymphocyte chromosome aberration test. Omeprazole was positive in the *in vitro* human lymphocyte chromosome aberration test, the *in vivo* mouse bone marrow cell chromosome aberration test, and the *in vivo* mouse micronucleus test.

The potential effects of esomeprazole on fertility and reproductive performance were assessed using omeprazole studies. Omeprazole at oral doses up to 138 mg/kg/day in rats (about 34 times the human dose of 40 mg/day on a body surface area basis) was found to have no effect on reproductive performance of parental animals.

13.2 Animal Toxicology and/or Pharmacology

Reproduction Studies

Reproduction studies have been performed in rats at oral doses up to 280 mg/kg/day (about

68 times an oral human dose of 40 mg on a body surface area basis) and in rabbits at oral doses up to 86 mg/kg/day (about 42 times an oral human dose of 40 mg on a body surface area basis) and have revealed no evidence of impaired fertility or harm to the fetus due to esomeprazole [see *Use in Specific Populations (8.1)*].

Juvenile Animal Study

A 28 day toxicity study with a 14 day recovery phase was conducted in juvenile rats with esomeprazole magnesium at doses of 70 to 280 mg /kg/day (about 17 to 68 times a daily oral human dose of 40 mg on a body surface area basis). An increase in the number of deaths at the high dose of 280 mg/kg/day was observed when juvenile rats were administered esomeprazole magnesium from postnatal day 7 through postnatal day 35. In addition, doses equal to or greater than 140 mg/kg/day (about 34 times a daily oral human dose of 40 mg on a body surface area basis), produced treatment-related decreases in body weight (approximately 14%) and body weight gain, decreases in femur weight and femur length, and affected overall growth. Comparable findings described above have also been observed in this study with another esomeprazole salt, esomeprazole strontium, at equimolar doses of esomeprazole.

14 CLINICAL STUDIES

14.1 Healing of EE in Adults

The healing rates of esomeprazole magnesium 40 mg, esomeprazole magnesium 20 mg, and omeprazole 20 mg (the approved dose for this indication) once daily were evaluated in adult patients with endoscopically diagnosed EE in four multicenter, double-blind, randomized studies. The healing rates at Weeks 4 and 8

Table 14.1 EE Healing Rate (Life-Table Analysis) in Adults with EE Treated with Esomeprazole Magnesium Delayed-Release Capsules or Omeprazole Delayed-Release Capsules Once Daily in Four Clinical Studies

Study	No. of Patients	Treatment Groups	EE Healing Rates		Significance Level ¹
			Week 4	Week 8	
1	588	Esomeprazole Magnesium	68.7%	90.6%	N.S.
	588	Omeprazole 20 mg	69.5%	88.3%	
2	654	Esomeprazole Magnesium	75.9%	94.1%	p < 0.001
	656	Esomeprazole Magnesium 20 mg	70.5%	89.9%	p < 0.05
	650	Omeprazole 20	64.7%	86.9%	

		mg			
3	576	Esomeprazole Magnesium	71.5%	92.2%	N.S.
	572	Omeprazole 20 mg	68.6%	89.8%	
4	1216	Esomeprazole Magnesium	81.7%	93.7%	p < 0.001
	1209	Omeprazole 20 mg	68.7%	84.2%	

Table 12. Sustained Resolution² of Heartburn in Adults with EE Treated with Esomeprazole Magnesium Delayed-Release Capsules or Omeprazole Delayed-Release Capsules Once Daily in Four Clinical Studies

Study	No. of Patients	Treatment Group	Cumulative Percent ² with Sustained Resolution		Significance Level ³
			Day 14	Day 28	
1	573 555	Esomeprazole Magnesium 20 mg Omeprazole 20 mg	64.3%	72.7%	N.S.
			64.1%	70.9%	
2	621 620 626	Esomeprazole Magnesium 40 mg Esomeprazole Magnesium 20 mg Omeprazole 20 mg	64.8%	74.2%	p < 0.001 N.S.
			62.9%	70.1%	
			56.5%	66.6%	
3	568 551	Esomeprazole Magnesium 40 mg Omeprazole 20 mg	65.4%	73.9%	N.S.
			65.5%	73.1%	
4	1187 1188	Esomeprazole Magnesium 40 mg Omeprazole 20 mg	67.6%	75.1%	p < 0.001
			62.5%	70.8%	

². Defined as the cumulative proportion of patients who have reached the start of sustained resolution (p < 0.05) 20 mg.

In these four studies, the range of median days to the start of sustained resolution (defined as 7 consecutive days with no heartburn) was 5 days for esomeprazole magnesium 40 mg, 7 to 8 days for esomeprazole magnesium 20 mg and 7 to 9 days for omeprazole 20 mg.

There are no comparisons of 40 mg of esomeprazole magnesium with 40 mg of omeprazole in clinical trials assessing either healing or symptomatic relief of EE.

14.2 Maintenance of Healing of EE in Adults

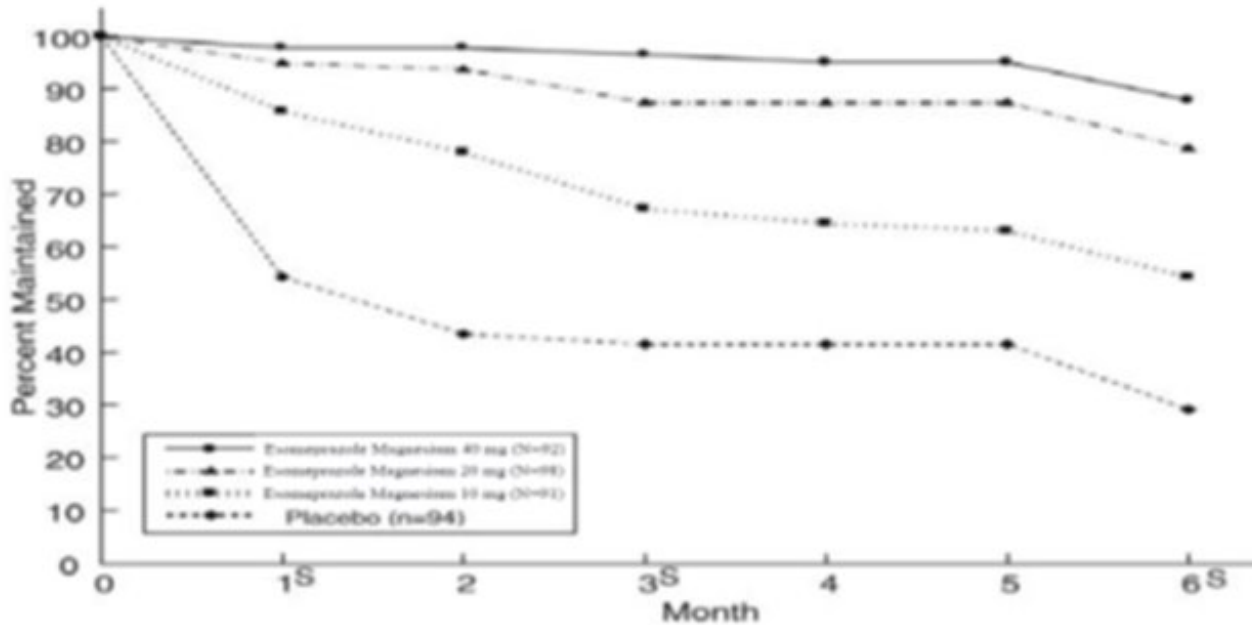
Two multicenter, randomized, double-blind placebo-controlled 4-arm studies were conducted in adult patients with endoscopically confirmed, healed EE to evaluate

esomeprazole magnesium 40 mg (n=174), 20 mg (n=180), 10 mg (n=168) or placebo (n=171) once daily over six months of treatment.

No additional clinical benefit was seen with esomeprazole magnesium 40 mg over esomeprazole magnesium 20 mg. Esomeprazole magnesium 40 mg once daily is not a recommended regimen for the maintenance of healing of EE in adults.

The percentages of patients that maintained healing of EE at the various time points are shown in the Figures 2 and 3:

Figure 2: Maintenance of Healing Rates of EE in Adults by Month (Study 177)



s= scheduled visit

Figure 3: Maintenance of EE Healing Rates in Adults by Month (Study 178)

s= scheduled visit

Patients remained in remission significantly longer and the number of recurrences of EE was significantly less in patients treated with esomeprazole magnesium compared to placebo.

In both studies, the proportion of patients on esomeprazole magnesium who remained in remission and were free of heartburn and other GERD symptoms was well differentiated from placebo.

In a third multicenter open label study of 808 patients treated for 12 months with esomeprazole magnesium 40 mg, the percentage of patients that maintained healing of EE was 93.7% for six months and 89.4% for one year.

14.3 Symptomatic GERD in Adults

Two multicenter, randomized, double-blind, placebo-controlled studies were conducted in a total of 717 adult patients comparing four weeks of treatment with esomeprazole magnesium 20 mg or 40 mg once daily versus placebo for resolution of GERD symptoms. Patients had at least a 6-month history of heartburn episodes, no EE by endoscopy, and heartburn on at least four of the seven days immediately preceding randomization.

The percentage of patients that were symptom-free of heartburn was significantly higher in the esomeprazole magnesium groups compared to placebo at all follow-up visits (Weeks 1, 2, and 4).

No additional clinical benefit was seen with esomeprazole magnesium 40 mg over esomeprazole magnesium 20 mg. Esomeprazole magnesium 40 mg once daily is not a recommended regimen for the treatment of symptomatic GERD in adults.

The percent of patients symptom-free of heartburn by day are shown in the Figures 4 and 5:

Figure 4: Percent of Patients Symptom-Free of Heartburn by Day (Study 225)

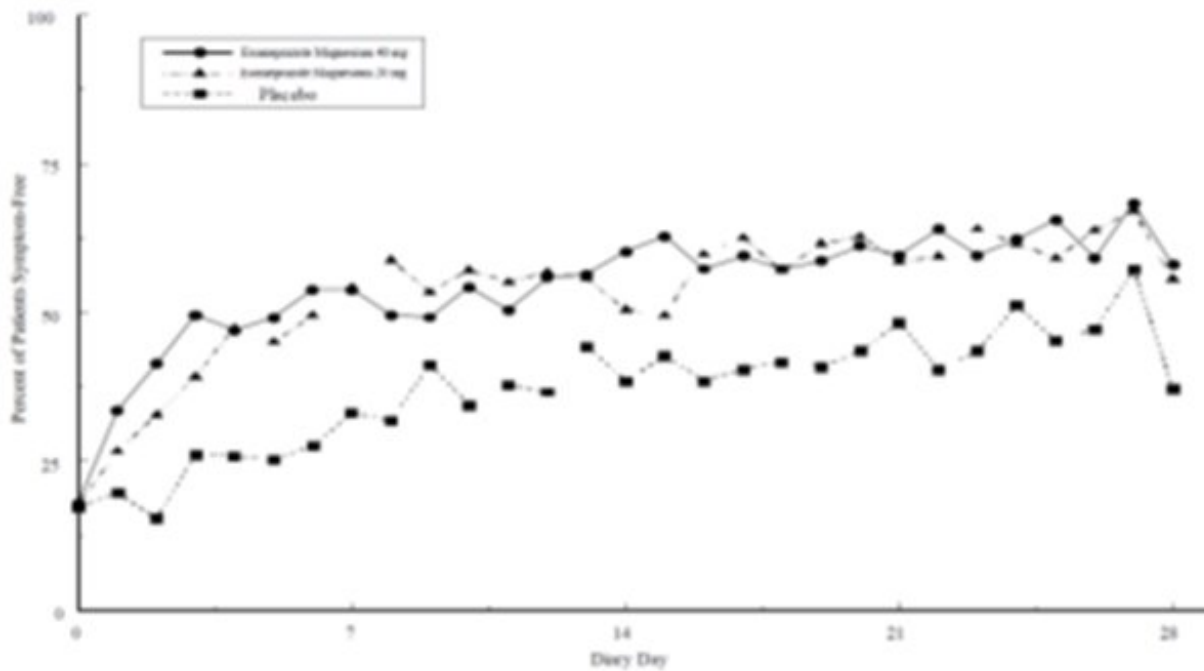



Figure 5: Percent of Patients Symptom-Free of Heartburn by Day (Study 226)



In three European symptomatic GERD trials, esomeprazole magnesium 20 mg and 40 mg and omeprazole 20 mg were evaluated. No significant treatment related differences were seen.

14.4 Pediatric GERD

1 Year to 11 Years of Age

In a multicenter, parallel-group study, 109 pediatric patients with a history of endoscopically-proven GERD (1 year to 11 years of age; 53 female; 89 Caucasian, 19 Black, 1 Other) were treated with esomeprazole magnesium once daily for up to 8 weeks to evaluate safety and tolerability. Dosing by patient weight was as follows:

- weight < 20 kg: once daily treatment with esomeprazole magnesium 5 mg or 10 mg
- weight \geq 20 kg: once daily treatment with esomeprazole magnesium 10 mg or 20 mg

Patients were endoscopically characterized as to the presence or absence of EE.

Of the 109 patients, 53 had EE at baseline (51 had mild, 1 moderate, and 1 severe esophagitis). Although most of the patients who had a follow up endoscopy at the end of 8 weeks of treatment healed, spontaneous healing cannot be ruled out because these patients had low grade EE prior to treatment, and the trial did not include a concomitant control.

12 Years to 17 Years of Age

In a multicenter, randomized, double-blind, parallel-group study, 149 adolescent patients (12 to 17 years of age; 89 female; 124 Caucasian, 15 Black, 10 Other) with clinically diagnosed GERD were treated with esomeprazole magnesium 20 mg or 40 mg once daily for up to 8 weeks to evaluate safety and tolerability. Patients were not endoscopically characterized as to the presence or absence of EE.

14.5 Risk Reduction of NSAID-Associated Gastric Ulcer

Two multicenter, double-blind, placebo-controlled studies were conducted in adult patients at risk of developing gastric and/or duodenal ulcers associated with continuous use of non-selective and COX-2 selective NSAIDs. A total of 1429 patients were randomized across the 2 studies. Patients ranged in age from 19 to 89 (median age 66 years) with 71% female, 29% male; 83% Caucasian, 5% Black, 4% Asian, and 8% Others. At baseline, the patients in these studies were endoscopically confirmed not to have ulcers but were determined to be at risk for ulcer occurrence due to their age (at least 60 years) and/or history of a documented gastric or duodenal ulcer within the past 5 years. Patients receiving NSAIDs and treated with esomeprazole magnesium 20 mg or 40 mg once daily experienced significant reduction in gastric ulcer occurrences relative to placebo treatment at 26 weeks. See Table 13. No additional benefit was seen with esomeprazole magnesium 40 mg over esomeprazole magnesium 20 mg. Esomeprazole magnesium 40 mg once daily is not a recommended regimen for the risk reduction of NSAID-associated gastric ulcer in adults. These studies did not demonstrate significant reduction in the development of NSAID-associated duodenal ulcer due to the low incidence.

Table 13: Cumulative Percentage of Patients at Least 60 Years of Age Taking NSAIDs Without Gastric Ulcers at 26 Weeks in Two Randomized Placebo-Controlled Studies

Study	No. of Patients	Treatment Group	% of Patients Remaining Gastric Ulcer Free ¹

1	191	Esomeprazole Magnesium 20 mg	95.4
	194	Esomeprazole Magnesium 40 mg	96.7
	184	Placebo	88.2
2	267	Esomeprazole Magnesium 20 mg	94.7
	271	Esomeprazole Magnesium 40 mg	95.3
	257	Placebo	83.3

¹ % = Life Table Estimate. Significant difference from placebo (p < 0.01).

14.6 *H. pylori* Eradication in Adult Patients with Duodenal Ulcer Disease

Two multicenter, randomized, double-blind studies were conducted in adult patients using a 10-day treatment regimen of triple therapy (esomeprazole magnesium, amoxicillin and clarithromycin). The first study (191) compared esomeprazole magnesium 40 mg once daily in combination with amoxicillin 1000 mg twice daily and clarithromycin 500 mg twice daily to esomeprazole magnesium 40 mg once daily plus clarithromycin 500 mg twice daily. The second study (193) compared esomeprazole magnesium 40 mg once daily in combination with amoxicillin 1000 mg twice daily and clarithromycin 500 mg twice daily to esomeprazole magnesium 40 mg once daily. *H. pylori* eradication rates, defined as at least two negative tests and no positive tests from CLOtest[®], histology and/or culture, at 4 weeks post-therapy were significantly higher in the esomeprazole magnesium, amoxicillin and clarithromycin group than in the esomeprazole magnesium and clarithromycin group or the esomeprazole magnesium alone group. The results are shown in Table 14:

Table 14: *H. pylori* Eradication Rates at 4 Weeks after 10 Day Treatment Regimen % of Adult Patients Cured [95% Confidence Interval] (Number of Patients)

Study	Treatment Group	Per-Protocol ¹	Intent-to-Treat ²
191	esomeprazole magnesium, amoxicillin and clarithromycin	84% ³ [78, 89] (n=196)	77% ³ [71, 82] (n=233)
	esomeprazole magnesium and clarithromycin	55% [48, 62] (n=187)	52% [45, 59] (n=215)
193	esomeprazole magnesium, amoxicillin and clarithromycin	85% ⁴ [74, 93] (n=67)	78% ⁴ [67, 87] (n=74)
	esomeprazole magnesium	5%	4%
		[0, 23] (n=22)	[0, 21] (n=24)

1. Patients were included in the analysis if they had *H. pylori* infection documented at baseline, had at least one CLOtest[®] or histology at baseline or had a documented history of duodenal ulcer disease within the past 5 years, and were not protocol violators. Patients who dropped out of the study due to an adverse reaction related to the study drug were included in the analysis as not *H. pylori* eradicated.
2. Patients were included in the analysis if they had documented *H. pylori* infection at baseline, had at least one documented history of duodenal ulcer disease, and took at least one dose of study medication. All dropouts were included as not *H. pylori* eradicated.
3. p < 0.05 compared to esomeprazole magnesium plus clarithromycin.

4. The percentage of patients with a healed gastric duodenal ulcer by 4 weeks after the 10-day treatment regimen in the esomeprazole magnesium, amoxicillin and clarithromycin group was 75% (n=156) and 57% (n=60) respectively, in the 191 and 193 studies (per-protocol analysis).

14.7 Pathological Hypersecretory Conditions, Including Zollinger-Ellison Syndrome, in Adults

In a multicenter, open-label dose-escalation study of 21 adult patients (15 males and 6 females, 18 Caucasian and 3 Black, mean age of 56 years) with pathological hypersecretory conditions, such as Zollinger-Ellison Syndrome, esomeprazole magnesium significantly inhibited gastric acid secretion. The initial dosage of esomeprazole magnesium was 40 mg twice daily in 19 patients and 80 mg twice daily in 2 patients. Total daily doses ranging from 80 mg to 240 mg for 12 months maintained gastric acid output below the target levels of 10 mEq/h in patients without prior gastric acid-reducing surgery and below 5 mEq/hr in patients with prior gastric acid-reducing surgery. At the Month 12 final visit, 18/20 (90%) patients had Basal Acid Output (BAO) under satisfactory control (median BAO = 0.17 mmol/hr). Of the 18 patients evaluated with a starting dose of esomeprazole magnesium 40 mg twice daily, 13 (72%) had their BAO controlled with the original dosing regimen at the final visit. See Table 15.

Table 15: Adequate Acid Suppression at Final Visit by Dosage Regimen in Adult Patients with Pathological Hypersecretory Conditions

Esomeprazole Magnesium dose at the Month 12 visit	BAO under adequate control at the Month 12 visit (N=20)¹
40 mg twice daily	13/15
80 mg twice daily	4/4
80 mg three times daily	1/1

1. One patient was not evaluated.

16 HOW SUPPLIED/STORAGE AND HANDLING

Esomeprazole Magnesium Delayed-Release Capsules, USP, 40 mg, are size 3 capsule with pink opaque cap imprinted with 'RB67' and pink opaque body imprinted with '40 mg' in black ink containing off-white to brownish colored beads. They are supplied as follows:

- NDC: 71335-2011-1: 90 Capsules in a BOTTLE
- NDC: 71335-2011-2: 30 Capsules in a BOTTLE
- NDC: 71335-2011-3: 60 Capsules in a BOTTLE
- NDC: 71335-2011-4: 10 Capsules in a BOTTLE
- NDC: 71335-2011-5: 20 Capsules in a BOTTLE
- NDC: 71335-2011-6: 120 Capsules in a BOTTLE
- NDC: 71335-2011-7: 180 Capsules in a BOTTLE

Store at 20 - 25° C (68 - 77° F) [See USP Controlled Room Temperature.]

This package is child-resistant. Keep out of reach of children.

Keep esomeprazole magnesium delayed-release capsules, USP container tightly closed.

See important safety information in the *Instructions for Use*.

Medication Guide available at <https://www.sunpharma.com/usa/products>

MEDICATION GUIDE

Medication Guide available at <https://www.sunpharma.com/usa/products>

Esomeprazole Magnesium (ES-oh-MEP-ra-zole mag-NEE-zee-um) Delayed-Release Capsules, USP

Rx only

What is the most important information I should know about esomeprazole magnesium delayed-release capsules, USP?

Esomeprazole magnesium delayed-release capsules, USP may help your acid-related symptoms, but you could still have serious stomach problems. Talk with your doctor.

Esomeprazole magnesium delayed-release capsules, USP can cause serious side effects, including:

- **A type of kidney problem (acute tubulointerstitial nephritis).** Some people who take proton pump inhibitor (PPI) medicines, including esomeprazole magnesium delayed-release capsules, USP, may develop a kidney problem called acute tubulointerstitial nephritis that can happen at any time during treatment with esomeprazole magnesium delayed-release capsules, USP. Call your doctor right away if you have a decrease in the amount that you urinate or if you have blood in your urine.
- **Diarrhea caused by an infection (*Clostridium difficile*) in your intestines** that may not go away. You may or may not have a fever.
- **Bone fractures (hip, wrist, or spine).** Bone fractures in the hip, wrist, or spine may happen in people who take multiple daily doses of PPI medicines and for a long period of time (a year or longer). Tell your doctor if you have a bone fracture, especially in the hip, wrist, or spine.
- **Certain types of lupus erythematosus.** Lupus erythematosus is an autoimmune disorder (the body's immune cells attack other cells or organs in the body). Some people who take PPI medicines, including esomeprazole magnesium delayed-release capsules, USP, may develop certain types of lupus erythematosus or have worsening of the lupus they already have. Call your doctor right away if you have new or worsening joint pain or a rash on your cheeks or arms that gets worse in the sun.

Talk to your doctor about your risk of these serious side effects. Esomeprazole magnesium delayed release capsules, USP can have other serious side effects. **See “What are the possible side effects of esomeprazole magnesium delayed release capsules, USP?”**

What are esomeprazole magnesium delayed-release capsules, USP?

A prescription medicine called a proton pump inhibitor (PPI) used to reduce the amount of acid in your stomach.

Esomeprazole magnesium delayed-release capsules, USP are used in adults for:

- 4 to 8 weeks for the healing and symptom relief of acid-related damage to the esophagus (erosive esophagitis or EE). Your doctor may prescribe another 4-8 weeks of esomeprazole magnesium delayed-release capsules, USP in patients whose EE does not heal.
- maintaining healing of EE.
- 4 to 8 weeks to treat heartburn and other symptoms that happen with gastroesophageal reflux disease (GERD).
- up to 6 months to reduce the risk of stomach ulcers in some people taking pain medicines called non-steroidal anti-inflammatory drugs (NSAIDs).
- treating patients with a stomach infection (*Helicobacter pylori*) and a stomach ulcer, along with the antibiotics amoxicillin and clarithromycin.
- the long-term treatment of conditions where your stomach makes too much acid, including Zollinger- Ellison Syndrome. Zollinger-Ellison Syndrome is a rare condition in which the stomach produces a more than normal amount of acid.

Esomeprazole magnesium delayed-release capsules, USP are used in children and adolescents 12 to 17 years of age for:

- 4 to 8 weeks to heal EE.
- 4 weeks to treat heartburn and other symptoms that happen with GERD.

Esomeprazole magnesium delayed-release capsules, USP are used in children 1 to 11 years of age for:

- 8 weeks to heal EE.
- up to 8 weeks to treat heartburn and other symptoms that happen with GERD.

It is not known if esomeprazole magnesium delayed-release capsules, USP are safe and effective in children to reduce the risk of stomach ulcers in children who take medicines called NSAIDs, to treat *Helicobacter pylori* stomach infection to lower the risk of a stomach ulcer returning, and to treat conditions where your stomach makes too much acid.

Do not take esomeprazole magnesium delayed-release capsules, USP if you are:

- allergic to esomeprazole magnesium, any other PPI medicine, or any of the ingredients in esomeprazole magnesium delayed-release capsules, USP. See the end of this Medication Guide for a complete list of ingredients in esomeprazole magnesium delayed-release capsules, USP.
- Tell your doctor right away or get emergency medical help if you get any of the following symptoms of an allergic reaction with esomeprazole magnesium delayed-release capsules, USP:

<ul style="list-style-type: none">• rash	<ul style="list-style-type: none">• throat tightness
<ul style="list-style-type: none">• face swelling	<ul style="list-style-type: none">• difficulty breathing

- taking a medicine that contains rilpivirine (Edurant, Complera, Odefsey) used to treat HIV-1 (Human Immunodeficiency Virus).

Before taking esomeprazole magnesium delayed-release capsules, USP, tell your doctor about all of your medical conditions, including if you:

- have low magnesium levels, low calcium levels and low potassium levels in your blood.
- have liver problems.
- are pregnant or plan to become pregnant. It is not known if esomeprazole magnesium delayed-release capsules, USP will harm your unborn baby.
- are breastfeeding or planning to breastfeed. Esomeprazole may pass into your breast milk. Talk to your doctor about the best way to feed your baby if you take esomeprazole magnesium delayed-release capsules, USP.

Tell your doctor about all of the medicines you take, including prescription and over-the-counter medicines, vitamins, and herbal supplements. **Especially tell your doctor if you take:** clopidogrel (Plavix), methotrexate (Otrxup, Rasuvo, Trexall, Xatmep), digoxin (Lanoxin), rilpivirine (Edurant), St. John's Wort (Hypericum perforatum), or rifampin (Rimactane, Rifater, Rifamate).

How should I take esomeprazole magnesium delayed-release capsules, USP?

- Take esomeprazole magnesium delayed-release capsules, USP exactly as prescribed by your doctor.
- Do not change your dose or stop esomeprazole magnesium delayed-release capsules, USP without talking to your doctor.
- Take esomeprazole magnesium delayed-release capsules, USP at least 1 hour before a meal.
- Antacids may be taken with esomeprazole magnesium delayed-release capsules, USP.
- Swallow esomeprazole magnesium delayed-release capsules, USP whole. **Never chew or crush esomeprazole magnesium delayed-release capsules, USP.**
- If you have difficulty swallowing esomeprazole magnesium delayed-release capsules, USP, you may open the capsule and empty the granules into 1 tablespoon of applesauce. The applesauce used should not be hot and should be soft enough to swallow without chewing.
- Do not crush or chew the granules. Be sure to swallow the applesauce right away. Throw away any remaining mixture. Do not store it for later use.
- If you forget to take a dose of esomeprazole magnesium delayed-release capsules, USP, take it as soon as you remember. If it is almost time for your next dose, do not take the missed dose. Take the next dose on time. Do not take a double dose to make up for a missed dose.
- If you take too much esomeprazole magnesium delayed-release capsules, USP, call your doctor or local poison control center right away at 1-800-222-1222, or go to the nearest hospital emergency room.
- See the **Instructions for Use** at the end of this Medication Guide for instructions how to mix and give esomeprazole magnesium delayed-release capsules, USP, through a nasogastric tube.

What are the possible side effects of esomeprazole magnesium delayed-release capsules, USP?

Esomeprazole magnesium delayed-release capsules, USP can cause serious side effects, including:

- **See "What is the most important information I should know about esomeprazole magnesium delayed-release capsules, USP?"**
- **Low vitamin B-12 levels in your body** can happen in people who have taken esomeprazole magnesium delayed-release capsules, USP for a long time (more than 3 years). Tell your doctor if you have symptoms of low vitamin B-12 levels, including shortness of breath, lightheadedness, irregular heartbeat, muscle weakness, pale skin, feeling tired, mood changes, and tingling or numbness in the arms and legs.
- **Low magnesium levels in your body** can happen in people who have taken esomeprazole magnesium delayed-release capsules, USP for at least 3 months. Tell your doctor right away if you have symptoms of low magnesium levels, including seizures, dizziness, irregular heartbeat, jitteriness, muscle aches or weakness, and spasms of hands, feet or voice.
- **Stomach growths (fundic gland polyps).** People who take PPI medicines for a long time have an increased risk of developing a certain type of stomach growths called fundic gland polyps, especially after taking PPI medicines for more than 1 year.
- **Severe skin reactions.** Esomeprazole magnesium delayed-release capsules, USP can cause rare but severe skin reactions that may affect any part of your body. These serious skin reactions may need to be treated in a hospital and may be life threatening, which may have blistering, peeling or bleeding on any part of your skin (including your lips, eyes, mouth, body, genital, hands or feet). **Stop taking esomeprazole magnesium delayed-release capsules, USP and call your doctor right away.** These symptoms may be the first sign of a severe skin reaction

The most common side effects of esomeprazole magnesium delayed-release capsules, USP include:

-
- headache
 - stomach (abdominal) pain
 - diarrhea
 - constipation
 - nausea
 - dry mouth
 - gas
-

These are not all the possible side effects of esomeprazole magnesium delayed-release capsules, USP.

Call your doctor for medical advice about side effects. You may report side effects to

FDA at **1-800-FDA-1088**.

How should I store esomeprazole magnesium delayed-release capsules, USP?

- Store esomeprazole magnesium delayed-release capsules, USP at 68 - 77° F (20 - 25° C).
- Keep the container of esomeprazole magnesium delayed-release capsules, USP closed tightly.

Keep esomeprazole magnesium delayed-release capsules, USP and all medicines out of the reach of children.

General information about the safe and effective use of esomeprazole magnesium delayed-release capsules, USP

Medicines are sometimes prescribed for purposes other than those listed in a Medication Guide. Do not use esomeprazole magnesium delayed-release capsules, USP for a condition for which it was not prescribed. Do not give esomeprazole magnesium delayed-release capsules, USP to other people, even if they have the same symptoms you have. It may harm them.

You can ask your pharmacist or doctor for information about esomeprazole magnesium delayed-release capsules, USP that is written for health professionals.

For more information, call 1-800-818-4555.

What are the ingredients in esomeprazole magnesium delayed-release capsules, USP?

Active ingredient: esomeprazole magnesium (anhydrous)

Inactive ingredients in esomeprazole magnesium delayed-release capsules (including the capsule shells): D&C Red #28, FD&C Blue #1, FD&C Red #40, ferric oxide black, gelatin, hydroxypropyl cellulose, hypromellose, magnesium stearate, methacrylic acid copolymer dispersion, mono and di glycerides, polysorbate 80, potassium hydroxide, propylene glycol, shellac, sugar spheres (corn starch and sucrose), talc, titanium dioxide, and triethyl citrate.

This Medication Guide has been approved by the U.S. Food and Drug Administration.

Instructions for Use

Giving esomeprazole magnesium delayed release capsules, USP with water through a nasogastric tube (NG tube) or gastric tube

Esomeprazole magnesium delayed-release capsules, USP:

- Open the capsule and empty the granules into a 60 mL catheter tipped syringe. Mix with 50 mL of water. Use only a catheter tipped syringe to give esomeprazole magnesium delayed-release capsules, USP through a NG tube.
- Replace the plunger and shake the syringe well for 15 seconds. Hold the syringe with the tip up and check for granules in the tip.
- Do not give the granules if they have dissolved or have broken into pieces.
- Attach the syringe to the NG tube. Give the medicine right away in the syringe through the NG tube into the stomach.
- After giving the granules, flush the NG tube with more water.

This Instructions for Use has been approved by the U.S. Food and Drug Administration.
All trademarks are the property of their respective owners.

Manufactured by:

Ohm Laboratories Inc.

New Brunswick, NJ 08901

Distributed by:

Sun Pharmaceutical Industries, Inc.

Cranbury, NJ 08512

March 2022 FDA-07

Esomeprazole Magnesium Delayed-Release Capsules 40 mg



GTIN 00371335201111
Lot 208620
Exp 5/23/2026
SN 0123456789

Each delayed-release capsule contains:
Esomeprazole, 40 mg (Present as 44.5 mg of
Esomeprazole Magnesium Trihydrate USP)

Store at 20° to 25° C (68° to 77° F); excursions
permitted to 15° to 30° C (59° to 86° F) (see
USP controlled Room Temperature).

Keep this and all drugs out of the reach of
children.

Keep container tightly closed.

Dispense Medication Guide to each patient:
<https://dailymed.nlm.nih.gov/dailymed/>

NDC 71335-2011-1

**Esomeprazole Magnesium
Delayed-Release Capsules,
USP**

40 mg



Repackaged by:
Bryant Ranch Prepack, Inc.
Burbank, CA 91504 USA

Rx only
90 Capsules

Manufactured by:
Ohm Laboratories Inc.



ESOMEPRAZOLE MAGNESIUM

esomeprazole magnesium capsule, delayed release

Product Information

Product Type	HUMAN PRESCRIPTION DRUG	Item Code (Source)	NDC:71335-2011(NDC:63304-735)
Route of Administration	ORAL		

Active Ingredient/Active Moiety

Ingredient Name	Basis of Strength	Strength
ESOMEPRAZOLE MAGNESIUM (UNII: R6DXU4WAY9) (ESOMEPRAZOLE - UNII:N3PA6559FT)	ESOMEPRAZOLE	40 mg

Inactive Ingredients

Ingredient Name	Strength
-----------------	----------

HYDROXYPROPYL CELLULOSE, UNSPECIFIED (UNII: 9XZ8H6N6OH)
HYPROMELLOSE, UNSPECIFIED (UNII: 3NXW29V3WO)
MAGNESIUM STEARATE (UNII: 70097M6I30)
METHACRYLIC ACID - ETHYL ACRYLATE COPOLYMER (1:1) TYPE A (UNII: NX76LV5T8J)
TALC (UNII: 7SEV7J4R1U)
TRIETHYL CITRATE (UNII: 8Z96QXD6UM)
POLYSORBATE 80 (UNII: 6OZP39ZG8H)
GELATIN, UNSPECIFIED (UNII: 2G86QN327L)
SHELLAC (UNII: 46N107B71O)
POTASSIUM HYDROXIDE (UNII: WZH3C48M4T)
PROPYLENE GLYCOL (UNII: 6DC9Q167V3)
FERROSO FERRIC OXIDE (UNII: XM0M87F357)
SUCROSE (UNII: C151H8M554)
STARCH, CORN (UNII: O8232NY3SJ)
D&C RED NO. 28 (UNII: 767IP0Y5NH)
FD&C BLUE NO. 1 (UNII: H3R47K3TBD)
FD&C RED NO. 40 (UNII: WZB9127XOA)
TITANIUM DIOXIDE (UNII: 15FIX9V2JP)

Product Characteristics

Color	PINK (pink opaque)	Score	no score
Shape	CAPSULE	Size	16mm
Flavor		Imprint Code	RB;67
Contains			

Packaging

#	Item Code	Package Description	Marketing Start Date	Marketing End Date
1	NDC:71335-2011-1	90 in 1 BOTTLE; Type 0: Not a Combination Product	01/21/2022	
2	NDC:71335-2011-2	30 in 1 BOTTLE; Type 0: Not a Combination Product	12/01/2021	
3	NDC:71335-2011-3	60 in 1 BOTTLE; Type 0: Not a Combination Product	12/17/2021	
4	NDC:71335-2011-4	10 in 1 BOTTLE; Type 0: Not a Combination Product	05/03/2022	
5	NDC:71335-2011-5	20 in 1 BOTTLE; Type 0: Not a Combination Product	05/03/2022	
6	NDC:71335-2011-6	120 in 1 BOTTLE; Type 0: Not a Combination Product	05/03/2022	
7	NDC:71335-2011-7	180 in 1 BOTTLE; Type 0: Not a Combination Product	05/03/2022	

Marketing Information

Marketing Category	Application Number or Monograph Citation	Marketing Start Date	Marketing End Date
ANDA	ANDA209735	05/31/2018	

Labeler - Bryant Ranch Prepack (171714327)

Registrant - Bryant Ranch Prepack (171714327)

Establishment

Name	Address	ID/FEI	Business Operations
Bryant Ranch Prepack		171714327	REPACK(71335-2011) , RELABEL(71335-2011)

Revised: 5/2024

Bryant Ranch Prepack