

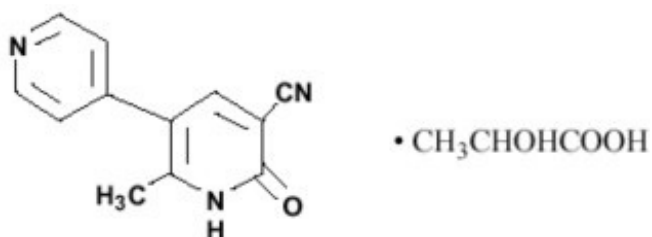
MILRINONE LACTATE- milrinone lactate injection, solution Meitheal Pharmaceuticals Inc.

Milrinone Lactate Injection, USP

meitheal®
Rx only

DESCRIPTION

Milrinone Lactate Injection, USP is a member of a new class of bipyridine inotropic/vasodilator agents with phosphodiesterase inhibitor activity, distinct from digitalis glycosides or catecholamines. Milrinone lactate is designated chemically as 1,6-dihydro-2-methyl-6-oxo-[3,4'-bipyridine]-5-carbonitrile lactate and has the following structure:



Milrinone is a white to tan crystalline compound with a molecular weight of 211.2 and an empirical formula of C₁₂ H₉ N₃ O. It is very slightly soluble in methanol, and very practically insoluble in water, ethanol and chloroform. As the lactate salt, it is stable and colorless to pale yellow in solution. Milrinone Lactate Injection is available as sterile aqueous solutions of the lactate salt of milrinone for injection or infusion intravenously.

Sterile, single-dose vials: Single-dose vials of 10 mg per 10 mL, 20 mg per 20 mL or 50 mg per 50 mL contain in each mL milrinone lactate equivalent to 1 mg milrinone and 47 mg Dextrose, Anhydrous, USP, in Water for Injection, USP. The pH is adjusted to between 3.2 and 4.0 with lactic acid or sodium hydroxide. The total concentration of lactic acid can vary between 0.95 mg per mL and 1.29 mg per mL. These vials require preparation of dilutions prior to administration to patients intravenously.

CLINICAL PHARMACOLOGY

Milrinone is a positive inotrope and vasodilator, with little chronotropic activity different in structure and mode of action from either the digitalis glycosides or catecholamines.

Milrinone, at relevant inotropic and vasorelaxant concentrations, is a selective inhibitor of peak III cAMP phosphodiesterase isozyme in cardiac and vascular muscle. This inhibitory action is consistent with cAMP mediated increases in intracellular ionized calcium and contractile force in cardiac muscle, as well as with cAMP dependent contractile protein phosphorylation and relaxation in vascular muscle. Additional experimental evidence also indicates that milrinone is not a beta-adrenergic agonist nor does it inhibit sodium-

potassium adenosine triphosphatase activity as do the digitalis glycosides.

Clinical studies in patients with congestive heart failure have shown that milrinone produces dose-related and plasma drug concentration-related increases in the maximum rate of increase of left ventricular pressure. Studies in normal subjects have shown that milrinone produces increases in the slope of the left ventricular pressure-dimension relationship, indicating a direct inotropic effect of the drug. Milrinone also produces dose-related and plasma concentration-related increases in forearm blood flow in patients with congestive heart failure, indicating a direct arterial vasodilator activity of the drug.

Both the inotropic and vasodilatory effects have been observed over the therapeutic range of plasma milrinone concentrations of 100 ng/mL to 300 ng/mL.

In addition to increasing myocardial contractility, milrinone improves diastolic function as evidenced by improvements in left ventricular diastolic relaxation.

The acute administration of intravenous milrinone has also been evaluated in clinical trials in excess of 1600 patients, with chronic heart failure, heart failure associated with cardiac surgery, and heart failure associated with myocardial infarction. The total number of deaths, either on therapy or shortly thereafter (24 hours) was 15, less than 0.9%, few of which were thought to be drug-related.

Pharmacokinetics

Following intravenous injections of 12.5 mcg/kg to 125 mcg/kg to congestive heart failure patients, milrinone had a volume of distribution of 0.38 liters/kg, a mean terminal elimination half-life of 2.3 hours, and a clearance of 0.13 liters/kg/hr. Following intravenous infusions of 0.2 mcg/kg/min to 0.7 mcg/kg/min to congestive heart failure patients, the drug had a volume of distribution of about 0.45 liters/kg, a mean terminal elimination half-life of 2.4 hours, and a clearance of 0.14 liters/kg/hr. These pharmacokinetic parameters were not dose-dependent, and the area under the plasma concentration versus time curve following injections was significantly dose-dependent.

Milrinone has been shown (by equilibrium dialysis) to be approximately 70% bound to human plasma protein.

The primary route of excretion of milrinone in man is via the urine. The major urinary excretions of orally administered milrinone in man are milrinone (83%) and its O-glucuronide metabolite (12%). Elimination in normal subjects via the urine is rapid, with approximately 60% recovered within the first two hours following dosing and approximately 90% recovered within the first eight hours following dosing. The mean renal clearance of milrinone is approximately 0.3 liters/min, indicative of active secretion.

Pharmacodynamics

In patients with heart failure due to depressed myocardial function, milrinone produced a prompt dose and plasma concentration related increase in cardiac output and decreases in pulmonary capillary wedge pressure and vascular resistance, which were accompanied by mild-to-moderate increases in heart rate. Additionally, there is no increased effect on myocardial oxygen consumption. In uncontrolled studies, hemodynamic improvement during intravenous therapy with milrinone was accompanied by clinical symptomatic improvement, but the ability of milrinone to relieve symptoms has not been evaluated in controlled clinical trials. The great majority of patients

experience improvements in hemodynamic function within 5 to 15 minutes of initiation of therapy.

In studies in congestive heart failure patients, milrinone when administered as a loading injection followed by a maintenance infusion produced significant mean initial increases in cardiac index of 25 percent, 38 percent, and 42 percent at dose regimens of 37.5 mcg/kg/0.375 mcg/kg/min, 50 mcg/kg/0.5 mcg/kg/min, and 75 mcg/kg/0.75 mcg/kg/min, respectively. Over the same range of loading injections and maintenance infusions, pulmonary capillary wedge pressure significantly decreased by 20 percent, 23 percent, and 36 percent, respectively, while systemic vascular resistance significantly decreased by 17 percent, 21 percent, and 37 percent. Mean arterial pressure fell by up to 5 percent at the two lower dose regimens, but by 17 percent at the highest dose. Patients evaluated for 48 hours maintained improvements in hemodynamic function, with no evidence of diminished response (tachyphylaxis). A smaller number of patients have received infusions of milrinone for periods up to 72 hours without evidence of tachyphylaxis.

The duration of therapy should depend upon patient responsiveness.

Milrinone has a favorable inotropic effect in fully digitalized patients without causing signs of glycoside toxicity. Theoretically, in cases of atrial flutter/fibrillation, it is possible that milrinone may increase ventricular response rate because of its slight enhancement of AV node conduction. In these cases, digitalis should be considered prior to the institution of therapy with milrinone.

Improvement in left ventricular function in patients with ischemic heart disease has been observed. The improvement has occurred without inducing symptoms or electrocardiographic signs of myocardial ischemia.

The steady-state plasma milrinone concentrations after approximately 6 to 12 hours of unchanging maintenance infusion of 0.5 mcg/kg/min are approximately 200 ng/mL. Near maximum favorable effects of milrinone on cardiac output and pulmonary capillary wedge pressure are seen at plasma milrinone concentrations in the 150 ng/mL to 250 ng/mL range.

INDICATIONS AND USAGE

Milrinone Lactate Injection is indicated for the short-term intravenous treatment of patients with acute decompensated heart failure. Patients receiving Milrinone Lactate Injection should be observed closely with appropriate electrocardiographic equipment. The facility for immediate treatment of potential cardiac events, which may include life threatening ventricular arrhythmias, must be available. The majority of experience with intravenous milrinone has been in patients receiving digoxin and diuretics. There is no experience in controlled trials with infusions of milrinone for periods exceeding 48 hours.

CONTRAINDICATIONS

Milrinone lactate injection is contraindicated in patients who are hypersensitive to it.

WARNINGS

Whether given orally or by continuous or intermittent intravenous infusion, milrinone has not been shown to be safe or effective in the longer (greater than 48 hours) treatment of patients with heart failure. In a multicenter trial of 1088 patients with Class III and IV heart failure, long-term oral treatment with milrinone was associated with no improvement in symptoms and an increased risk of hospitalization and death. In this study, patients with Class IV symptoms appeared to be at particular risk of life-threatening cardiovascular reactions. There is no evidence that milrinone given by long-term continuous or intermittent infusion does not carry a similar risk.

The use of milrinone both intravenously and orally has been associated with increased frequency of ventricular arrhythmias, including nonsustained ventricular tachycardia. Long-term oral use has been associated with an increased risk of sudden death. Hence, patients receiving milrinone should be observed closely with the use of continuous electrocardiographic monitoring to allow the prompt detection and management of ventricular arrhythmias.

PRECAUTIONS

General

Milrinone should not be used in patients with severe obstructive aortic or pulmonic valvular disease in lieu of surgical relief of the obstruction. Like other inotropic agents, it may aggravate outflow tract obstruction in hypertrophic subaortic stenosis.

Supraventricular and ventricular arrhythmias have been observed in the high-risk population treated. In some patients, injections of milrinone and oral milrinone have been shown to increase ventricular ectopy, including nonsustained ventricular tachycardia. The potential for arrhythmia, present in congestive heart failure itself, may be increased by many drugs or combinations of drugs. Patients receiving milrinone should be closely monitored during infusion.

Milrinone produces a slight shortening of AV node conduction time, indicating a potential for an increased ventricular response rate in patients with atrial flutter/fibrillation which is not controlled with digitalis therapy.

During therapy with milrinone, blood pressure and heart rate should be monitored and the rate of infusion slowed or stopped in patients showing excessive decreases in blood pressure.

If prior vigorous diuretic therapy is suspected to have caused significant decreases in cardiac filling pressure, milrinone should be cautiously administered with monitoring of blood pressure, heart rate, and clinical symptomatology.

There is no experience in controlled trials with infusions of milrinone for periods exceeding 48 hours. Cases of infusion site reaction have been reported with intravenous milrinone therapy (see **ADVERSE REACTIONS**). Consequently, **careful monitoring of the infusion site should be maintained** to avoid possible extravasation.

Use in Acute Myocardial Infarction

No clinical studies have been conducted in patients in the acute phase of post

myocardial infarction. Until further clinical experience with this class of drugs is gained, milrinone is not recommended in these patients.

Laboratory Tests

Fluid And Electrolytes

Fluid and electrolyte changes and renal function should be carefully monitored during therapy with milrinone. Improvement in cardiac output with resultant diuresis may necessitate a reduction in the dose of diuretic. Potassium loss due to excessive diuresis may predispose digitalized patients to arrhythmias. Therefore, hypokalemia should be corrected by potassium supplementation in advance of or during use of milrinone.

Drug Interactions

No untoward clinical manifestations have been observed in limited experience with patients in whom milrinone was used concurrently with the following drugs: digitalis glycosides; lidocaine, quinidine; hydralazine, prazosin; isosorbide dinitrate, nitroglycerin; chlorthalidone, furosemide, hydrochlorothiazide, spironolactone; captopril; heparin, warfarin, diazepam, insulin; and potassium supplements.

Chemical Interactions

There is an immediate chemical interaction which is evidenced by the formation of a precipitate when furosemide is injected into an intravenous line of an infusion of milrinone. Therefore, furosemide should not be administered in intravenous lines containing milrinone.

Carcinogenesis, Mutagenesis, Impairment of Fertility

Twenty-four months of oral administration of milrinone to mice at doses up to 40 mg/kg/day (about 50 times the human oral therapeutic dose in a 50 kg patient) was unassociated with evidence of carcinogenic potential. Neither was there evidence of carcinogenic potential when milrinone was orally administered to rats at doses up to 5 mg/kg/day (about 6 times the human oral therapeutic dose) for twenty-four months or at 25 mg/kg/day (about 30 times the human oral therapeutic dose) for up to 18 months in males and 20 months in females. Whereas the Chinese Hamster Ovary Chromosome Aberration Assay was positive in the presence of a metabolic activation system, results from the Ames Test, the Mouse Lymphoma Assay, the Micronucleus Test, and the *in vivo* Rat Bone Marrow Metaphase Analysis indicated an absence of mutagenic potential. In reproductive performance studies in rats, milrinone had no effect on male or female fertility at oral doses up to 32 mg/kg/day.

Animal Toxicity

Oral and intravenous administration of toxic dosages of milrinone to rats and dogs resulted in myocardial degeneration/fibrosis and endocardial hemorrhage, principally affecting the left ventricular papillary muscles. Coronary vascular lesions characterized by periarterial edema and inflammation have been observed in dogs only. The myocardial/endocardial changes are similar to those produced by beta-adrenergic receptor agonists such as isoproterenol, while the vascular changes are similar to those produced by minoxidil and hydralazine. Doses within the recommended clinical dose

range (up to 1.13 mg/kg/day) for congestive heart failure patients have not produced significant adverse effects in animals.

Pregnancy

Oral administration of milrinone to pregnant rats and rabbits during organogenesis produced no evidence of teratogenicity at dose levels up to 40 mg/kg/day and 12 mg/kg/day, respectively. Milrinone lactate did not appear to be teratogenic when administered intravenously to pregnant rats at doses up to 3 mg/kg/day (about 2.5 times the maximum recommended clinical intravenous dose) or pregnant rabbits at doses up to 12 mg/kg/day, although an increased resorption rate was apparent at both 8 mg/kg/day and 12 mg/kg/day (intravenous) in the latter species. There are no adequate and well-controlled studies in pregnant women. Milrinone should be used during pregnancy only if the potential benefit justifies the potential risk to the fetus.

Nursing Mothers

Caution should be exercised when milrinone lactate is administered to nursing women, since it is not known whether it is excreted in human milk.

Pediatric Use

Safety and effectiveness in pediatric patients have not been established.

Use in Elderly Patients

There are no special dosage recommendations for the elderly patient. Ninety percent of all patients administered milrinone in clinical studies were within the age range of 45 to 70 years, with a mean age of 61 years. Patients in all age groups demonstrated clinically and statistically significant responses. No age-related effects on the incidence of adverse reactions have been observed. Controlled pharmacokinetic studies have not disclosed any age-related effects on the distribution and elimination of milrinone.

ADVERSE REACTIONS

Cardiovascular Effects

In patients receiving milrinone in Phase II and III clinical trials, ventricular arrhythmias were reported in 12.1%: Ventricular ectopic activity, 8.5%; nonsustained ventricular tachycardia, 2.8%; sustained ventricular tachycardia, 1% and ventricular fibrillation, 0.2% (2 patients experienced more than one type of arrhythmia). Holter recordings demonstrated that in some patients injection of milrinone increased ventricular ectopy, including nonsustained ventricular tachycardia. Life-threatening arrhythmias were infrequent and when present have been associated with certain underlying factors such as preexisting arrhythmias, metabolic abnormalities (e.g. hypokalemia), abnormal digoxin levels and catheter insertion. Milrinone was not shown to be arrhythmogenic in an electrophysiology study. Supraventricular arrhythmias were reported in 3.8% of the patients receiving milrinone. The incidence of both supraventricular and ventricular arrhythmias has not been related to the dose or plasma milrinone concentration.

Other cardiovascular adverse reactions include hypotension, 2.9% and angina/chest pain, 1.2%. In the post-marketing experience, there have been rare cases of "torsades

de pointes” reported.

CNS Effects

Headaches, usually mild to moderate in severity, have been reported in 2.9% of patients receiving milrinone.

Other Effects

Other adverse reactions reported, but not definitely related to the administration of milrinone include hypokalemia, 0.6%; tremor, 0.4%; and thrombocytopenia, 0.4%.

Post-Marketing Adverse Event Reports

In addition to adverse events reported from clinical trials, the following events have been reported from worldwide post-marketing experience with milrinone:

Isolated spontaneous reports of bronchospasm and anaphylactic shock.

Liver function test abnormalities and skin reactions such as rash.

Administration site conditions: Infusion site reaction.

To report SUSPECTED ADVERSE REACTIONS, contact Meitheal Pharmaceuticals Inc. at 1-844-824-8426 or FDA at 1-800-FDA-1088 or www.fda.gov/medwatch.

OVERDOSAGE

Doses of milrinone may produce hypotension because of its vasodilator effect. If this occurs, administration of milrinone should be reduced or temporarily discontinued until the patient's condition stabilizes. No specific antidote is known, but general measures for circulatory support should be taken.

DOSAGE AND ADMINISTRATION

Milrinone lactate injection should be administered followed by a continuous infusion (maintenance dose) according to the following guidelines:

LOADING DOSE

50 mcg/kg: Administer slowly over 10 minutes

The table below shows the loading dose in milliliters (mL) of milrinone (1 mg/mL) by patient body weight (kg).

Loading Dose (mL) Using 1 mg/mL Concentration

Patient Body Weight (kg)										
kg	30	40	50	60	70	80	90	100	110	120
mL	1.5	2.0	2.5	3.0	3.5	4.0	4.5	5.0	5.5	6.0

The loading dose may be given undiluted, but diluting to a rounded total volume of 10 or

20 mL (see Maintenance Dose for diluents) may simplify the visualization of the injection rate.

MAINTENANCE DOSE

	Infusion Rate	Total Daily Dose (24 hours)	
Minimum	0.375 mcg/kg/min	0.59 mg/kg	Administer as a continuous intravenous infusion
Standard	0.50 mcg/kg/min	0.77 mg/kg	
Maximum	0.75 mcg/kg/min	1.13 mg/kg	

Milrinone drawn from vials should be diluted prior to maintenance dose administration. The diluents that may be used are 0.45% Sodium Chloride Injection, USP; 0.9% Sodium Chloride Injection, USP; or 5% Dextrose Injection, USP. The table below shows the volume of diluent in milliliters (mL) that must be used to achieve 200 mcg/mL concentration for infusion, and the resultant total volumes.

Desired Infusion Concentration mcg/mL	Milrinone 1 mg/mL (mL)	Diluent (mL)	Total Volume (mL)
200	10	40	50
200	20	80	100

The infusion rate should be adjusted according to hemodynamic and clinical response. Patients should be closely monitored. In controlled clinical studies, most patients showed an improvement in hemodynamic status as evidenced by increases in cardiac output and reductions in pulmonary capillary wedge pressure.

Note: See "**Dosage Adjustment in Renally Impaired Patients.**" Dosage may be titrated to the maximum hemodynamic effect and should not exceed 1.13 mg/kg/day. Duration of therapy should depend upon patient responsiveness.

The maintenance dose in mL/hr by patient body weight (kg) may be determined by reference to the following table.

Milrinone Infusion Rate (mL/hr) Using 200 mcg/mL Concentration

Maintenance Dose (mcg/kg/min)	Patient Body Weight (kg)									
	30	40	50	60	70	80	90	100	110	120
0.375	3.4	4.5	5.6	6.8	7.9	9.0	10.1	11.3	12.4	13.5
0.400	3.6	4.8	6.0	7.2	8.4	9.6	10.8	12.0	13.2	14.4
0.500	4.5	6.0	7.5	9.0	10.5	12.0	13.5	15.0	16.5	18.0
0.600	5.4	7.2	9.0	10.8	12.6	14.4	16.2	18.0	19.8	21.6
0.700	6.3	8.4	10.5	12.6	14.7	16.8	18.9	21.0	23.1	25.2
0.750	6.8	9.0	11.3	13.5	15.8	18.0	20.3	22.5	24.8	27.0

When administering milrinone lactate injection by continuous infusion, it is advisable to use a calibrated electronic infusion device.

Intravenous drug products should be inspected visually and should not be used if particulate matter or discoloration is present.

Dosage Adjustment in Renally Impaired Patients

Data obtained from patients with severe renal impairment (creatinine clearance = 0 to 30 mL/min) but without congestive heart failure have demonstrated that the presence of renal impairment significantly increases the terminal elimination half-life of milrinone lactate. Reductions in infusion rate may be necessary in patients with renal impairment. For patients with clinical evidence of renal impairment, the recommended infusion rate can be obtained from the following table:

Creatinine Clearance (mL/min/1.73 m ²)	Infusion Rate (mcg/kg/min)
5	0.20
10	0.23
20	0.28
30	0.33
40	0.38
50	0.43

HOW SUPPLIED

Milrinone Lactate Injection, USP, containing a clear, sterile, colorless to pale yellow solution is supplied as follows:

NDC	Milrinone Lactate Injection (1 mg per mL)	Package Factor
71288- 200 -11	10 mg per 10 mL Single-Dose Vial	10 vials per carton
71288- 200 -21	20 mg per 20 mL Single-Dose Vial	10 vials per carton
71288- 200 -50	50 mg per 50 mL Single-Dose Vial	1 vial per carton

Storage

Store at 20° to 25°C (68° to 77°F). [See USP Controlled Room Temperature.] Avoid freezing.

Exposure of pharmaceutical products to heat should be minimized. Avoid excessive heat.

Preservative-free.

The container closure is not made with natural rubber latex.

meitheal®

Mfd. for Meitheal Pharmaceuticals

Chicago, IL 60631 (USA)

©2019 Meitheal Pharmaceuticals Inc.

May 2019

810033

Principal Display Panel - 10 mg per 10 mL Vial Label

NDC 71288-200-10

Milrinone Lactate Injection, USP

10 mg per 10 mL* (1 mg per mL)

For Intravenous Use Only

10 mL Single-Dose Vial

Rx only

NDC 71288-200-10
Milrinone
Lactate Injection, USP
10 mg per 10 mL*
(1 mg per mL)
For Intravenous Use Only
10 mL Single-Dose Vial **Rx only**

Usual Dosage: See package insert.
***Each mL contains:** milrinone lactate equivalent to 1 mg milrinone and 47 mg Dextrose Anhydrous, USP, in Water for Injection, USP; pH adjusted between 3.2 and 4.0 with lactic acid or sodium hydroxide. Discard unused portion after initial use. Store at 20° to 25°C (68° to 77°F). [See USP.] Avoid freezing. Preservative-free.

(01)00371288200100
Lot:
Exp:

meitheal.
Mfd. for Meitheal Pharmaceuticals
Chicago, IL 60631 (USA)

801150-00

Principal Display Panel - 10 mg per 10 mL Carton

NDC 71288-200-11

10 x 10 mL Single-Dose Vials

Milrinone Lactate Injection, USP

10 mg per 10 mL* (1 mg per mL)

For Intravenous Use Only

Rx only

<p>Rx only</p> <p>For Intravenous Use Only</p> <p>10 mg per 10 mL* (1 mg per mL)</p> <p>Milrinone Lactate Injection, USP</p> <p>NDC 71288-200-11</p> <p>10 x 10 mL Single-Dose Vials</p>	<p>812117-00</p>
<p>Usual Dosage: See package insert.</p> <p>*Each mL contains: milrinone lactate equivalent to 1 mg milrinone and 47 mg Dextrose Anhydrous, USP, in Water for Injection, USP, pH adjusted between 3.2 and 4.0 with lactic acid or sodium hydroxide. The total concentration of lactic acid can vary between 0.95 mg per mL and 1.29 mg per mL.</p> <p>Discard unused portion after initial use.</p> <p>Store at 20° to 25°C (68° to 77°F). [See USP Controlled Room Temperature.] Avoid freezing.</p> <p>Preservative-free.</p> <p>The container closure is not made with natural rubber latex.</p> <p> meitheal. MIL for Medical Pharmaceuticals Chicago, IL 60631 (USA) ©2015 Meitheal Pharmaceuticals Inc.</p> <p> (01)20371288200111</p>	<p>NDC 71288-200-11 10 x 10 mL Single-Dose Vials</p> <p>Milrinone Lactate Injection, USP</p> <p>10 mg per 10 mL* (1 mg per mL)</p> <p>For Intravenous Use Only</p> <p> meitheal. </p>
<p>NDC 71288-200-11</p> <p>10 x 10 mL Single-Dose Vials</p> <p>Milrinone Lactate Injection, USP</p> <p>10 mg per 10 mL* (1 mg per mL)</p> <p>For Intravenous Use Only</p> <p></p>	<p>For Presentation Purposes Only</p> <p></p> <p>For Presentation Purposes Only</p> <p>GTIN: XXXXXXXXXXXXXXXX SiN: XXXXXXXXXXXXXXXX Lot: XXXXXXXXX Exp.: XXXXXX</p>

Principal Display Panel - 20 mg per 20 mL Vial Label

NDC 71288-**200**-20

Milrinone Lactate Injection, USP

20 mg per 20 mL* (1 mg per mL)

For Intravenous Use Only

20 mL Single-Dose Vial

Rx only

NDC 71288-200-20

Milrinone

Lactate Injection, USP

20 mg per 20 mL*
(1 mg per mL)

For Intravenous Use Only
20 mL Single-Dose Vial

Rx only

Usual Dosage: See package insert.
*Each mL contains: milrinone lactate equivalent to 1 mg milrinone and 47 mg Dextrose Anhydrous, USP, in Water for Injection, USP, pH adjusted between 3.2 and 4.0 with lactic acid or sodium hydroxide. The total concentration of lactic acid can vary between 0.95 mg per mL and 1.29 mg per mL.
Discard unused portion after initial use. Store at 20° to 25°C (68° to 77°F). [See USP Controlled Room Temperature.] Avoid freezing. Preservative-free.



(01)00371288200209

Lot:

Exp:

 meitheal.

Mfd. for Meitheal Pharmaceuticals
Chicago, IL 60631 (USA)
©2019 Meitheal Pharmaceuticals Inc.

801151-00

Principal Display Panel - 20 mg per 20 mL Carton

NDC 71288-200-21

10 x 20 mL Single-Dose Vials

Milrinone Lactate Injection, USP

20 mg per 20 mL* (1 mg per mL)

For Intravenous Use Only

Rx only

Rx only

Milrinone
Lactate Injection, USP

20 mg per 20 mL*
(1 mg per mL)

For Intravenous Use Only

NDC 71288-200-21

10 x 20 mL Single-Dose Vials



Usual Dosage: See package insert.


***Each mL contains:** milrinone lactate equivalent to 1 mg milrinone and 47 mg Dextrose Anhydrous, USP, in Water for Injection, USP, pH adjusted between 3.2 and 4.0 with lactic acid or sodium hydroxide. The total concentration of lactic acid can vary between 0.95 mg per mL and 1.29 mg per mL.


Discard unused portion after initial use.

Store at 20° to 25°C (68° to 77°F). [See USP Controlled Room Temperature.] Avoid freezing.

Preservative-free.

The container closure is not made with natural rubber latex.


Mfd. for Meitheal Pharmaceuticals
Chicago, IL 60631 (USA)
©2019 Meitheal Pharmaceuticals Inc.


(01)20371288200210

NDC 71288-200-21
10 x 20 mL Single-Dose Vials

Milrinone
Lactate Injection, USP

20 mg per 20 mL*
(1 mg per mL)

For Intravenous Use Only

 **Rx only**

NDC 71288-200-21

10 x 20 mL Single-Dose Vials

Milrinone
Lactate Injection, USP

20 mg per 20 mL*
(1 mg per mL)

For Intravenous Use Only

Rx only

For Presentation Purposes Only



For Presentation Purposes Only

GTIN: XXXXXXXXXXXXXXXX
S/N: XXXXXXXXXXXXXXXX
Lot: XXXXXXXXX
Exp.: XXXXXX

Principal Display Panel - 50 mg per 50 mL Vial Label

NDC 71288-**200**-50

Milrinone Lactate Injection, USP

50 mg per 50 mL* (1 mg per mL)

For Intravenous Use Only

50 mL Single-Dose Vial

Rx only

NDC 71288-200-50

Milrinone

Lactate Injection, USP

50 mg per 50 mL*
(1 mg per mL)

For Intravenous Use Only
50 mL Single-Dose Vial

Rx only

Usual Dosage: See package insert.
***Each mL contains:** milrinone lactate equivalent to 1 mg milrinone and 47 mg Dextrose Anhydrous, USP, in Water for Injection, USP, pH adjusted between 3.2 and 4.0 with lactic acid or sodium hydroxide. The total concentration of lactic acid can vary between 0.95 mg per mL and 1.29 mg per mL. Discard unused portion after initial use. Store at 20° to 25°C (68° to 77°F). [See USP Controlled Room Temperature.] Avoid freezing. Preservative-free.



Lot:

Exp:

meitheal.
Mfd. for Meitheal Pharmaceuticals
Chicago, IL 60631 (USA)
©2019 Meitheal Pharmaceuticals Inc.

801152-00

Principal Display Panel - 50 mg per 50 mL Carton

NDC 71288-200-50

1 x 50 mL Single-Dose Vial

Milrinone Lactate Injection, USP

50 mg per 50 mL* (1 mg per mL)

For Intravenous Use Only

Rx only

<p>Rx only</p> <p>Milrinone Lactate Injection, USP 1 x 50 mL Single-Dose Vial NDC 71288-200-50</p> <p>50 mg per 50 mL* (1 mg per mL)</p> <p>For Intravenous Use Only</p> <p>meitheal.</p>	<p>812119-00</p>		
<p>Usual Dosage: See package insert. *Each mL contains: milrinone lactate equivalent to 1 mg milrinone and 47 mg Dextrose Anhydrous, USP, in Water for Injection, USP, pH adjusted between 3.2 and 4.0 with lactic acid or sodium hydroxide. The total concentration of lactic acid can vary between 0.95 mg per mL and 1.29 mg per mL. Discard unused portion after initial use.</p> <p>Store at 20° to 25°C (68° to 77°F). [See USP Controlled Room Temperature.] Avoid freezing. Preservative-free. The container closure is not made with natural rubber latex.</p> <p>meitheal. Mfd. for Meitheal Pharmaceuticals Chicago, IL 60631 (USA) ©2019 Meitheal Pharmaceuticals Inc.</p>	<p>NDC 71288-200-50 1 x 50 mL Single-Dose Vial</p> <p>Milrinone Lactate Injection, USP</p> <p>50 mg per 50 mL* (1 mg per mL)</p> <p>For Intravenous Use Only</p> <p>meitheal. Rx only</p> <p>(01)10371288200503</p>	<p>NDC 71288-200-50 1 x 50 mL Single-Dose Vial</p> <p>Milrinone Lactate Injection, USP</p> <p>50 mg per 50 mL* (1 mg per mL)</p> <p>For Intravenous Use Only</p> <p>meitheal. Rx only</p>	<p>NDC 71288-200-50 1 x 50 mL Single-Dose Vial</p> <p>Milrinone Lactate Injection, USP</p> <p>50 mg per 50 mL* (1 mg per mL)</p> <p>For Intravenous Use Only</p> <p>meitheal. Rx only</p>

MILRINONE LACTATE

milrinone lactate injection, solution

Product Information

Product Type	HUMAN PRESCRIPTION DRUG	Item Code (Source)	NDC:71288-200
Route of Administration	INTRAVENOUS		

Active Ingredient/Active Moiety

Ingredient Name	Basis of Strength	Strength
Milrinone Lactate (UNII: 9K8XR81M08) (Milrinone - UNII:JU9YAX04C7)	Milrinone	1 mg in 1 mL

Inactive Ingredients

Ingredient Name	Strength
ANHYDROUS DEXTROSE (UNII: 5SL0G7R00K)	
LACTIC ACID (UNII: 33X04XA5AT)	
SODIUM HYDROXIDE (UNII: 55X04QC32I)	
WATER (UNII: 059QF0KO0R)	

Packaging

#	Item Code	Package Description	Marketing Start Date	Marketing End Date
1	NDC:71288-200-11	10 in 1 CARTON	03/24/2020	
1	NDC:71288-200-10	10 mL in 1 VIAL, SINGLE-DOSE; Type 0: Not a Combination Product		
2	NDC:71288-200-21	10 in 1 CARTON	03/24/2020	
2	NDC:71288-200-20	20 mL in 1 VIAL, SINGLE-DOSE; Type 0: Not a Combination Product		
3	NDC:71288-200-50	1 in 1 CARTON	03/24/2020	
3		50 mL in 1 VIAL, SINGLE-DOSE; Type 0: Not a Combination Product		

Marketing Information

Marketing Category	Application Number or Monograph Citation	Marketing Start Date	Marketing End Date
ANDA	ANDA211671	03/24/2020	

Labeler - Meitheal Pharmaceuticals Inc. (080548348)

Establishment

Name	Address	ID/FEI	Business Operations
Nanjing King-Friend Biochemical Pharmaceutical Co., Ltd.		421297554	MANUFACTURE(71288-200, 71288-200, 71288-200)

Revised: 1/2022

Meitheal Pharmaceuticals Inc.