

FLUBLOK QUADRIVALENT NORTHERN HEMISPHERE- influenza a virus a/wisconsin/588/2019 (h1n1) recombinant hemagglutinin antigen, influenza a virus a/darwin/6/2021 (h3n2) recombinant hemagglutinin antigen, influenza b virus b/austria/1359417/2021 recombinant hemagglutinin antigen, and influenza b virus b/phuket/3073/2013 recombinant hemagglutinin antigen injection

FLUBLOK QUADRIVALENT NORTHERN HEMISPHERE- influenza a virus a/west virginia/30/2022 (h1n1) recombinant hemagglutinin antigen, influenza a virus a/darwin/6/2021 (h3n2) recombinant hemagglutinin antigen, influenza b virus b/austria/1359417/2021 recombinant hemagglutinin antigen, and influenza b virus b/phuket/3073/2013 recombinant hemagglutinin antigen injection
Sanofi Pasteur Inc.

HIGHLIGHTS OF PRESCRIBING INFORMATION

These highlights do not include all the information needed to use Flublok® Quadrivalent safely and effectively. See full prescribing information for Flublok Quadrivalent.

Flublok Quadrivalent (Influenza Vaccine), Sterile Solution for Intramuscular Injection
2023-2024 Formula
Initial U.S. Approval: 2013

----- **INDICATIONS AND USAGE** -----

- Flublok Quadrivalent is a vaccine indicated for active immunization against disease caused by influenza A subtype viruses and influenza type B viruses contained in the vaccine. Flublok Quadrivalent is approved for use in persons 18 years of age and older. (1)

----- **DOSAGE AND ADMINISTRATION** -----

For intramuscular (IM) injection only (0.5 mL). (2)

----- **DOSAGE FORMS AND STRENGTHS** -----

A sterile solution for injection supplied in 0.5 mL single dose prefilled syringes. (3)

----- **CONTRAINDICATIONS** -----

- Severe allergic reaction (e.g., anaphylaxis) to any component of the vaccine. (4, 6.2, 11)

----- **WARNINGS AND PRECAUTIONS** -----

- Appropriate medical treatment and supervision must be available to manage possible anaphylactic reactions following administration of Flublok Quadrivalent. (5.1)
- If Guillain Barré syndrome has occurred within 6 weeks of receipt of a prior influenza vaccine, the decision to give Flublok Quadrivalent should be based on careful consideration of potential benefits and risks. (5.2)

----- **ADVERSE REACTIONS** -----

- In adults 18 through 49 years of age, the most common ($\geq 10\%$) injection-site reactions were tenderness (48%) and pain (37%); the most common ($\geq 10\%$) solicited systemic adverse reactions were headache (20%), fatigue (17%), myalgia (13%) and arthralgia (10%). (6.1)
- In adults 50 years of age and older, the most common ($\geq 10\%$) injection site reactions were tenderness (34%) and pain (19%); the most common ($\geq 10\%$) solicited systemic adverse reactions were headache (13%) and fatigue (12%). (6.1)

To report SUSPECTED ADVERSE REACTIONS, contact Sanofi Pasteur Inc., at 1-800-822-2463 (1-800-Vaccine) or VAERS at 1-800-822-7967 or www.vaers.hhs.gov.

----- **USE IN SPECIFIC POPULATIONS** -----

- Pregnancy: Pregnancy outcomes in women exposed to Flublok Quadrivalent during pregnancy are being monitored. Contact: Sanofi Pasteur Inc. by calling 1-800-822-2463. (8.1)

See 17 for PATIENT COUNSELING INFORMATION.

Revised: 6/2023

FULL PRESCRIBING INFORMATION: CONTENTS*

1 INDICATIONS AND USAGE

2 DOSAGE AND ADMINISTRATION

2.1 Dosage

2.2 Administration

3 DOSAGE FORMS AND STRENGTHS

4 CONTRAINDICATIONS

5 WARNINGS AND PRECAUTIONS

5.1 Managing Allergic Reactions

5.2 Guillain Barré Syndrome

5.3 Altered Immunocompetence

5.4 Limitations of Vaccine Effectiveness

6 ADVERSE REACTIONS

6.1 Clinical Trials Experience

6.2 Postmarketing Experience

7 DRUG INTERACTIONS

8 USE IN SPECIFIC POPULATIONS

8.1 Pregnancy

8.2 Lactation

8.4 Pediatric Use

8.5 Geriatric Use

11 DESCRIPTION

12 CLINICAL PHARMACOLOGY

12.1 Mechanism of Action

13 NONCLINICAL TOXICOLOGY

14 CLINICAL STUDIES

14.1 Efficacy against Laboratory-Confirmed Influenza

14.2 Immunogenicity of Flublok Quadrivalent

16 HOW SUPPLIED/STORAGE AND HANDLING

16.1 How Supplied

16.2 Storage and Handling

17 PATIENT COUNSELING INFORMATION

* Sections or subsections omitted from the full prescribing information are not listed.

FULL PRESCRIBING INFORMATION

1 INDICATIONS AND USAGE

Flublok Quadrivalent is a vaccine indicated for active immunization against disease caused by influenza A subtype viruses and type B viruses contained in the vaccine. Flublok Quadrivalent is approved for use in persons 18 years of age and older [see

Clinical Studies (14)].

2 DOSAGE AND ADMINISTRATION

For intramuscular injection only.

2.1 Dosage

Administer Flublok Quadrivalent as a single 0.5 mL dose.

2.2 Administration

Invert the prefilled syringe containing Flublok Quadrivalent gently prior to affixing the appropriate size needle for intramuscular administration.

Parenteral drug products should be inspected visually for particulate matter and discoloration prior to administration whenever solution and container permit. If either of these conditions exists, the vaccine should not be administered.

The preferred site for injection is the deltoid muscle. Flublok Quadrivalent should not be mixed in the same syringe with any other vaccine.

3 DOSAGE FORMS AND STRENGTHS

Flublok Quadrivalent is a sterile solution supplied in prefilled, single-dose syringes, 0.5 mL.

4 CONTRAINDICATIONS

Flublok Quadrivalent is contraindicated in individuals with known severe allergic reactions (e.g., anaphylaxis) to any component of the vaccine [*see Postmarketing Experience (6.2) and Description (11)]*.

5 WARNINGS AND PRECAUTIONS

5.1 Managing Allergic Reactions

Appropriate medical treatment and supervision must be available to manage possible anaphylactic reactions following administration of the vaccine.

5.2 Guillain Barré Syndrome

The 1976 swine influenza vaccine was associated with an increased frequency of Guillain-Barré Syndrome (GBS). Evidence for a causal relation of GBS with other influenza vaccines is inconclusive; if an excess risk exists, it is probably slightly more than one additional case per 1 million persons vaccinated. If GBS has occurred within 6 weeks of receipt of a prior influenza vaccine, the decision to give Flublok should be based on careful consideration of the potential benefits and risks.

5.3 Altered Immunocompetence

If Flublok Quadrivalent is administered to immunocompromised individuals, including persons receiving immunosuppressive therapy, the immune response may be diminished.

5.4 Limitations of Vaccine Effectiveness

Vaccination with Flublok Quadrivalent may not protect all vaccine recipients.

6 ADVERSE REACTIONS

In adults 18 through 49 years of age, the most common ($\geq 10\%$) injection-site reactions were tenderness (48%) and pain (37%); the most common ($\geq 10\%$) solicited systemic adverse reactions were headache (20%), fatigue (17%), myalgia (13%), and arthralgia (10%) [see *Clinical Trials Experience (6.1)*].

In adults 50 years of age and older, the most common ($\geq 10\%$) injection site reactions were tenderness (34%) and pain (19%); the most common ($\geq 10\%$) solicited systemic adverse reactions were headache (13%) and fatigue (12%) [see *Clinical Trials Experience (6.1)*].

6.1 Clinical Trials Experience

Because clinical studies are conducted under widely varying conditions, adverse reaction rates observed in the clinical studies of a vaccine cannot be directly compared to rates in the clinical studies of another vaccine and may not reflect the rates observed in clinical practice.

Flublok Quadrivalent

Flublok Quadrivalent has been administered to and safety data collected from 998 adults 18-49 years of age (Study 1) and 4328 adults 50 years of age and older (Study 2).

In Studies 1 and 2, local (injection site) and systemic adverse reactions were solicited with the use of a memory aid for 7 days following vaccination, unsolicited adverse events were collected for ~28 days post-vaccination, and serious adverse events (SAEs) were collected for 6 months post-vaccination via clinic visit or remote contact.

Study 1 included 1330 subjects 18 through 49 years of age for safety analysis, randomized to receive Flublok Quadrivalent (n=998) or a comparator inactivated influenza vaccine (Fluarix® Quadrivalent, manufactured by GlaxoSmithKline) (n=332) [see *Clinical Studies (14)*]. The mean age of participants was 33.5 years. Overall, 65% of subjects were female, 59% white/Caucasian, 37% black/African American, 1.0% Native Hawaiian/Pacific Islander, 0.8% American Indian/Alaskan Native, 0.5% Asian, 1.4% other racial groups, and 16% of Hispanic/Latino ethnicity. Table 1 summarizes the incidence of solicited local and systemic adverse reactions reported within seven days of vaccination with Flublok Quadrivalent or the comparator vaccine.

Table 1: Frequency of Solicited Local Injection Site Reactions and Systemic Adverse Reactions within 7 Days of Administration of Flublok Quadrivalent or Comparator* in Adults 18-49 Years of Age, Study 1 (Reactogenicity Populations)*,†

Reactogenicity Term	Flublok Quadrivalent N=996 %			Comparator N=332 %		
	Any Grade [‡]	Grade 3	Grade 4	Any Grade [‡]	Grade 3	Grade 4
Subjects with ≥ 1 injection site reaction ^{§,¶}	51	1	0	52	2	0
Local Tenderness	48	1	0	47	1	0
Local Pain	37	1	0	36	1	0
Firmness / Swelling	5	0	0	3	0	0
Redness	4	0	0	1	0	0
Subjects with ≥ 1 systemic reaction ^{§,#}	34	2	<1	36	3	<1
Headache	20	1	0	21	2	<1
Fatigue	17	1	0	17	1	0
Muscle Pain	13	1	0	12	1	0
Joint Pain	10	1	0	10	1	0
Nausea	9	1	<1	9	1	0
Shivering / Chills	7	1	0	6	1	0
Fever ^{‡,p}	2	<1	0	1	<1	0

NOTE: Data based on the most severe response reported by subjects. Results $\geq 1\%$ reported to nearest whole percent; results >0 but $<1\%$ reported as $<1\%$.

* Comparator = U.S.-licensed comparator quadrivalent inactivated influenza vaccine manufactured by GlaxoSmithKline.

† Study 1 is registered as NCT02290509 under the National Clinical Trials registry.

‡ Denominators for fever: Flublok Quadrivalent n = 990, Comparator n = 327.

§ Reactogenicity Populations were defined as all randomized subjects who received study vaccine according to the treatment actually received and who had at least one non-missing data point for injection site, systemic or body temperature reactogenicity categories. For local pain, tenderness and systemic reactions: Grade 1 = No interference with activities. Grade 2 = Prevented some activities, and headache may have required non-narcotic pain reliever. Grade 3 = Prevented most or all normal activities or required prescription medications. Grade 4 = Required visit to ER or hospitalization. For injection site redness and firmness/swelling: Grade 1=25 to ≤ 50 mm (small). Grade 2=51 to ≤ 100 mm (medium). Grade 3= >100 mm (large). Grade 4=necrosis or exfoliative dermatitis.

¶ Denominators for injection site reactions: Flublok Quadrivalent n = 996, Comparator n = 332.

Denominators for systemic reactions: Flublok Quadrivalent n = 994, Comparator n = 332.

p Fever defined as $\geq 100.4^{\circ}\text{F}$ (38°C). Grade 1 ($\geq 100.4^{\circ}\text{F}$ to $\leq 101.1^{\circ}\text{F}$); Grade 2 (101.2°F to $\leq 102.0^{\circ}\text{F}$); Grade 3 (102.1°F to $\leq 104^{\circ}\text{F}$). Grade 4 $>104^{\circ}\text{F}$.

Study 2 included 8672 subjects 50 years of age and older for safety analysis, randomized to receive Flublok Quadrivalent (n=4328) or Comparator (Fluarix Quadrivalent, manufactured by GlaxoSmithKline) as an active control (n=4344) [see *Clinical Studies (14)*]. The mean age of participants was 62.7 years. Overall, 58% of subjects were female, 80% white/Caucasian, 18% black/African American, 0.9% American Indian/Alaskan Native, 0.4% Asian, 0.2% Native Hawaiian/Pacific Islander, 0.7%

other racial groups, and 5% of Hispanic/Latino ethnicity. Table 2 summarizes the incidence of solicited local and systemic adverse reactions reported within seven days of vaccination with Flublok Quadrivalent or Comparator.

Table 2: Frequency of Solicited Local Injection Site Reactions and Systemic Adverse Reactions within 7 Days of Administration of Flublok Quadrivalent or Comparator* in Adults 50 Years of Age and Older, Study 2 (Reactogenicity Populations)^{†, ‡}

Reactogenicity Term	Flublok Quadrivalent N=4312 %			Comparator N=4327 %		
	Any Grade	Grade 3	Grade 4	Any Grade	Grade 3	Grade 4
Subjects with ≥ 1 injection site reaction ^{‡,§}	38	<1	<1	40	<1	<1
Local Tenderness	34	<1	<1	37	<1	<1
Local Pain	19	<1	0	22	<1	<1
Firmness / Swelling	3	<1	0	3	<1	0
Redness	3	<1	0	2	<1	0
Subjects with ≥ 1 systemic reactogenicity event ^{‡,¶}	25	1	<1	26	1	<1
Headache	13	<1	<1	14	1	<1
Fatigue	12	<1	0	12	<1	<1
Muscle Pain	9	<1	<1	9	<1	<1
Joint Pain	8	<1	0	8	<1	<1
Nausea	5	<1	0	5	<1	<1
Shivering / Chills	5	<1	0	4	<1	<1
Fever ^{#,p}	<1	<1	0	1	<1	0

NOTE: Data based on the most severe response reported by subjects. Results $\geq 1\%$ reported to nearest whole percent; results >0 but $<1\%$ reported as $<1\%$.

* Comparator = U.S.-licensed comparator quadrivalent inactivated influenza vaccine, Fluarix Quadrivalent, manufactured by GlaxoSmithKline.

[†] Study 2 is registered as NCT02285998 under the National Clinical Trials registry.

[‡] Reactogenicity Populations were defined as all randomized subjects who received study vaccine according to the treatment actually received and who had at least one non-missing data point for injection site, systemic or body temperature reactogenicity categories. For local pain, tenderness, and systemic reactions: Grade 1=No interference with activity. Grade 2=Some interference with activity. Grade 3=Prevents daily activity. Grade 4=Required ER visit or hospitalization. For injection site redness and firmness/swelling: Grade 1=25 to ≤ 50 mm (small). Grade 2=51 to ≤ 100 mm (medium). Grade 3= >100 mm (large). Grade 4=necrosis or exfoliative dermatitis.

[§] Denominators for injection site reactions: Flublok Quadrivalent n = 4307, Comparator n = 4319.

[¶] Denominators for systemic reactions: Flublok Quadrivalent n = 4306, Comparator n = 4318.

Denominators for fever: Flublok Quadrivalent n = 4262, Comparator n = 4282.

p Fever defined as $\geq 100.4^{\circ}\text{F}$ (38°C). Grade 1 ($\geq 100.4^{\circ}\text{F}$ to $\leq 101.1^{\circ}\text{F}$); Grade 2 (101.2°F to $\leq 102.0^{\circ}\text{F}$); Grade 3 (102.1°F to $\leq 104^{\circ}\text{F}$). Grade 4 $> 104^{\circ}\text{F}$.

Among adults 18-49 years of age (Study 1), through 6 months post-vaccination, no deaths were reported. SAEs were reported by 12 subjects, 10 (1%) Flublok Quadrivalent recipients and 2 (0.6%) Comparator recipients. No SAEs were considered related to study vaccine.

Among adults 50 years of age and older (Study 2), 20 deaths occurred in the 6 months post-vaccination, including 8 Flublok Quadrivalent and 12 Comparator recipients. No deaths were considered related to study vaccine. SAEs were reported by 145 (3.4%) Flublok Quadrivalent recipients and 132 (3%) Comparator recipients. No SAEs were considered related to study vaccine.

In the 28 days following vaccination, one or more unsolicited treatment emergent adverse events occurred in 10.3% of Flublok Quadrivalent and 10.5% of Comparator recipients in Study 1 (adults 18-49 years of age) and in 13.9% of Flublok Quadrivalent and 14.1% of Comparator recipients in Study 2 (adults ≥ 50 years of age). In both studies, rates of individual events were similar between treatment groups, and most events were mild to moderate in severity.

Flublok (Trivalent Formulation)

The safety experience with Flublok is relevant to Flublok Quadrivalent because both vaccines are manufactured using the same process and have overlapping compositions [see *Description (11)*].

Flublok (trivalent formulation) has been administered to and safety data collected from a total of 4547 subjects in five clinical trials (Studies 3-7): 2497 adults 18 through 49 years, 972 adults 50 through 64 years, and 1078 adults 65 years and older. In Studies 3 - 5 and 7, SAEs were collected for 6 months post-vaccination. Study 6 collected SAEs through 30 days following receipt of vaccine. Study 6 also actively solicited pre-specified common hypersensitivity-type reactions through 30 days following receipt of vaccine as a primary endpoint.

Study 3 included 4648 subjects 18 through 49 years of age for safety analysis, randomized to receive Flublok (n=2344) or placebo (n=2304) [see *Clinical Studies (14)*].

Study 4 included 602 subjects 50 through 64 years of age for safety analysis, randomized to receive Flublok (n=300) or another U.S.-licensed trivalent influenza vaccine (Fluzone[®], manufactured by Sanofi Pasteur, Inc.) as an active control (n=302).

Study 5 included 869 subjects aged 65 years and older for safety analysis, randomized to receive Flublok (n=436) or another U.S.-licensed trivalent influenza vaccine (Fluzone) as an active control (n=433).

Study 6 included 2627 subjects aged 50 years and older for safety analysis, randomized to receive Flublok (n=1314) or another U.S.-licensed trivalent influenza vaccine (Afluria, manufactured by Seqirus Pty Ltd.) as an active control (n=1313). Among subjects 50 through 64 years of age, 672 received Flublok and 665 received Afluria. Among subjects aged 65 years and older, 642 received Flublok and 648 received Afluria.

Study 7 was a Phase 2 dose-finding trial conducted in adults 18 through 49 years of

age, 153 of whom received Flublok 135 mcg, the licensed trivalent formulation.

Serious Adverse Events

Among 2497 adults 18-49 years of age (Studies 3 and 7 pooled), through 6 months post-vaccination, two deaths were reported, one in a Flublok recipient and one in a placebo recipient. Both deaths occurred more than 28 days following vaccination and neither was considered vaccine-related. SAEs were reported by 32 Flublok recipients and 35 placebo recipients. One SAE (pleuropericarditis) in a Flublok recipient was assessed as possibly related to the vaccine.

Among 972 adults 50-64 years of age (Studies 4 and 6 pooled), through up to 6 months post-vaccination, no deaths occurred, and SAEs were reported by 10 subjects, 6 Flublok recipients and 4 Comparator recipients. One of the SAEs, vasovagal syncope following injection of Flublok, was considered related to administration of study vaccine.

Among 1078 adults 65 years of age and older (Studies 5 and 6 pooled), through up to 6 months post-vaccination, 4 deaths occurred, 2 in Flublok recipients and 2 in Comparator recipients. None were considered related to the study vaccines. SAEs were reported by 80 subjects (37 Flublok recipients, 43 Comparator recipients). None were considered related to the study vaccines.

Among 1314 adults 50 years of age and older (Study 7) for whom the incidence of rash, urticaria, swelling, non-pitting edema, or other potential hypersensitivity reactions were actively solicited for 30 days following vaccination, a total of 2.4% of Flublok recipients and 1.6% of Comparator recipients reported such events over the 30 day follow-up period. A total of 1.9% and 0.9% of Flublok and Comparator recipients, respectively, reported these events in the 7 days following vaccination. Of these solicited events, rash was most frequently reported (Flublok 1.3%, Comparator 0.8%) over the 30 day follow-up period.

6.2 Postmarketing Experience

The following events have been spontaneously reported during post-approval use of Flublok Quadrivalent. They are described because of the temporal relationship, the biologic plausibility of a causal relationship to Flublok Quadrivalent, and their potential seriousness. Because these events are reported voluntarily from a population of uncertain size, it is not always possible to reliably estimate their frequency or establish a causal relationship to vaccine exposure.

Immune system disorders: anaphylaxis, allergic reactions, and other forms of hypersensitivity (including urticaria).

7 DRUG INTERACTIONS

Data evaluating the concomitant administration of Flublok Quadrivalent with other vaccines are not available.

8 USE IN SPECIFIC POPULATIONS

8.1 Pregnancy

Pregnancy Exposure

Pregnancy outcomes in women who have been exposed to Flublok Quadrivalent during pregnancy are being monitored. Sanofi Pasteur Inc. is maintaining a prospective pregnancy exposure registry to collect data on pregnancy outcomes and newborn health status following vaccination with Flublok Quadrivalent during pregnancy. Healthcare providers are encouraged to enroll women who receive Flublok Quadrivalent during pregnancy in Sanofi Pasteur Inc.'s vaccination pregnancy registry by calling 1-800-822-2463.

Risk Summary

All pregnancies have a risk of birth defect, loss, or other adverse outcomes. In the U.S. general population, the estimated background risks of major birth defects and miscarriage in clinically recognized pregnancies are 2% to 4% and 15% to 20%, respectively. Available data on Flublok Quadrivalent and Flublok (trivalent formulation) administered to pregnant women are insufficient to inform vaccine-associated risks in pregnant women.

There were no developmental studies of Flublok Quadrivalent formulation performed in animals. The developmental effects of Flublok (trivalent formulation) are relevant to Flublok Quadrivalent because both vaccines are manufactured using the same process and have overlapping compositions. A developmental study of Flublok (trivalent formulation) has been performed in rats administered 0.5 mL divided of Flublok (trivalent formulation) prior to mating and during gestation. This study revealed no evidence of harm to the fetus due to Flublok (trivalent formulation) [see Data].

Clinical Considerations

Disease-associated Maternal and/or Embryo/Fetal Risk

Pregnant women are at increased risk of complications associated with influenza infection compared to non-pregnant women. Pregnant women with influenza may be at increased risk for adverse pregnancy outcomes, including preterm labor and delivery.

Data

Animal

In a developmental toxicity study, female rats were administered 0.5 mL divided of Flublok (trivalent formulation) by intramuscular injection twice prior to mating (35 days and 14 days prior to mating) and on gestation Day 6. No vaccine-related fetal malformations or variations and no adverse effects on pre-weaning development were observed in the study.

8.2 Lactation

Risk Summary

It is not known whether Flublok Quadrivalent is excreted in human milk. Data are not available to assess the effects of Flublok (trivalent formulation) or Flublok Quadrivalent on the breastfed infant or on milk production/excretion.

The developmental and health benefits of breastfeeding should be considered along with the mother's clinical need for Flublok Quadrivalent and any potential adverse effects on the breastfed child from Flublok Quadrivalent or from the underlying maternal condition. For preventive vaccines, the underlying condition is susceptibility to disease prevented

by the vaccine.

8.4 Pediatric Use

Data from a randomized, controlled trial demonstrated that children 6 months to less than 3 years of age had diminished hemagglutinin inhibition (HI) responses to Flublok (trivalent formulation) as compared to a U.S.-licensed influenza vaccine approved for use in this population, strongly suggesting that Flublok (trivalent formulation) would not be effective in children younger than 3 years of age. Safety and effectiveness of Flublok Quadrivalent have not been established in children 3 years to less than 18 years of age.

8.5 Geriatric Use

Data from an efficacy study (Study 2), which included 1759 subjects ≥ 65 years and 525 subjects ≥ 75 years who received Flublok Quadrivalent, are insufficient to determine whether elderly subjects respond differently from younger subjects [see *Clinical Trials Experience (6.1) and Clinical Studies (14)*].

11 DESCRIPTION

Flublok Quadrivalent [Quadrivalent Influenza Vaccine] is a sterile, clear, colorless solution of recombinant hemagglutinin (HA) proteins from four influenza viruses for intramuscular injection. It contains purified HA proteins produced in a continuous insect cell line (*expresSF+*[®]) that is derived from Sf9 cells of the fall armyworm, *Spodoptera frugiperda* (which is related to moths, caterpillars and butterflies), and grown in serum-free medium composed of chemically-defined lipids, vitamins, amino acids, and mineral salts. Each of the four HAs is expressed in this cell line using a baculovirus vector (*Autographa californica* nuclear polyhedrosis virus), extracted from the cells with Triton X-100 and further purified by column chromatography. The purified HAs are then blended and filled into single-dose syringes.

Flublok Quadrivalent is standardized according to United States Public Health Service (USPHS) requirements. For the 2023-2024 influenza season it is formulated to contain 180 mcg HA per 0.5 mL dose, with 45 mcg HA of each of the following 4 influenza virus strains: A/West Virginia/30/2022 (A/Wisconsin/67/2022 pdm09-like virus) (H1N1), A/Darwin/6/2021 (H3N2), B/Austria/1359417/2021 and B/Phuket/3073/2013.

A single 0.5 mL dose of Flublok Quadrivalent contains sodium chloride (4.4 mg), monobasic sodium phosphate (0.2 mg), dibasic sodium phosphate (0.5 mg), and polysorbate 20 (Tween[®] 20) (27.5 mcg). Each 0.5 mL dose of Flublok Quadrivalent may also contain residual amounts of baculovirus and *Spodoptera frugiperda* cell proteins (≤ 19 mcg), baculovirus and cellular DNA (≤ 10 ng), and Triton X-100 (≤ 100 mcg).

Flublok Quadrivalent contains no egg proteins, antibiotics, or preservatives. The single-dose, prefilled syringes contain no natural rubber latex.

12 CLINICAL PHARMACOLOGY

12.1 Mechanism of Action

Flublok Quadrivalent contains recombinant HA proteins of the four strains of influenza virus specified by health authorities for inclusion in the annual seasonal vaccine. These

proteins function as antigens which induce a humoral immune response, measured by hemagglutination inhibition (HI) antibody.

Antibodies against one influenza virus type or subtype confer limited or no protection against another. Furthermore, antibodies to one antigenic variant of influenza virus might not protect against a new antigenic variant of the same type or subtype. Frequent (usually annual) development of antigenic variants through antigenic drift is the virologic basis for seasonal epidemics and the reason for the usual replacement of one or more influenza virus strains in each year's influenza vaccine. Therefore, influenza vaccines are standardized to contain the hemagglutinins of influenza virus strains (i.e., typically two type A and, in quadrivalent formulations, two type B), representing the influenza viruses likely to be circulating in the U.S. in the upcoming winter.

13 NONCLINICAL TOXICOLOGY

Flublok Quadrivalent has not been evaluated for carcinogenic or mutagenic potential, or for impairment of male fertility in animals. A developmental toxicity study conducted in rats vaccinated with Flublok (trivalent formulation) revealed no evidence of impaired female fertility [see *Pregnancy (8.1)*].

14 CLINICAL STUDIES

14.1 Efficacy against Laboratory-Confirmed Influenza

The efficacy of Flublok (trivalent formulation) is relevant to Flublok Quadrivalent because both vaccines are manufactured using the same process and have overlapping compositions [see *Description (11)*].

The efficacy of Flublok (trivalent formulation) in protecting against influenza illness was evaluated in a randomized, observer-blind, placebo-controlled multicenter trial conducted in the U.S. during the 2007-2008 influenza season in adults 18-49 years of age (Study 3).

Study 3 enrolled and vaccinated 4648 healthy adults (mean age 32.5 years) randomized in a 1:1 ratio to receive a single dose of Flublok (n=2344) or saline placebo (n=2304). Among enrolled subjects, 59% were female, 67% were white, 19% African-American, 2% Asian, <1% other races, and 11% of Latino/Hispanic ethnicity. Culture-confirmed influenza was assessed by active and passive surveillance for influenza-like illness (ILI) beginning 2 weeks post-vaccination until the end of the influenza season, approximately 7 months post-vaccination. ILI was defined as having at least 2 of 3 symptoms (no specified duration) in the following categories: 1) fever $\geq 100^{\circ}\text{F}$; 2) respiratory symptoms (cough, sore throat, or runny nose/stuffy nose); or 3) systemic symptoms (myalgias, arthralgias, headache, chills/sweats, or tiredness/malaise). For subjects with an episode of ILI, nasal and throat swab samples were collected for viral culture.

The primary efficacy endpoint of Study 3 was Centers for Disease Control-defined influenza-like illness (CDC-ILI) with a positive culture for an influenza virus strain antigenically resembling a strain represented in Flublok. CDC-ILI is defined as fever of $\geq 100^{\circ}\text{F}$ oral accompanied by cough, sore throat, or both on the same day or on consecutive days. Attack rates and vaccine efficacy (VE), defined as the reduction in the influenza rate for Flublok relative to placebo, were calculated for the total vaccinated

cohort (n=4648).

The pre-defined success criterion for the primary efficacy analysis was that the lower bound of the 95% confidence interval (CI) of VE should be at least 40%. Vaccine efficacy against antigenically matched culture-confirmed CDC-ILI could not be determined reliably because 96% of the influenza isolates obtained from subjects in Study 3 were not antigenically matched to the strains represented in the vaccine. An exploratory analysis of VE of Flublok against all strains, regardless of antigenic match, isolated from any subject with an ILI, not necessarily meeting CDC-ILI criteria, demonstrated an efficacy estimate of 44.8% (95% CI 24.4, 60.0). See Table 3 for a presentation of VE by case definition and antigenic similarity.

Table 3: Vaccine Efficacy against Culture-Confirmed Influenza in Healthy Adults 18-49 Years of Age, Study 3*

Case definition	Flublok (trivalent) (N=2344)		Saline Placebo (N=2304)		Flublok Vaccine Efficacy†, %	95% Confidence Interval
	Cases, n	Rate, %	Cases, n	Rate, %		
Positive culture with a strain represented in the vaccine						
CDC-ILI, all matched strains‡,§	1	0.04	4	0.2	75.4	(-148.0, 99.5)
Any ILI, all matched strains¶, #	2	0.1	6	0.3	67.2	(-83.2, 96.8)
Positive culture with any strain, regardless of match to the vaccine						
CDC-ILI, all strains‡,p	44	1.9	78	3.4	44.6	(18.8, 62.6)
Sub-Type A	26	1.1	56	2.4	54.4	(26.1, 72.5)
Type B	18	0.8	23	1.0	23.1	(-49.0, 60.9)
Any ILI, all strains¶	64	2.7	114	4.9	44.8	(24.4, 60.0)
Sub-Type A	41	1.7	79	3.4	49.0	(24.7, 65.9)
Type B	23	1.0	36	1.6	37.2	(-8.9, 64.5)

* In Study 3 (NCT00539981) vaccine efficacy analyses were conducted on the Total Vaccinated Cohort (all randomized subjects who received study vaccine according to the treatment actually received and who provided data). Vaccine efficacy (VE) = 1 minus the ratio of Flublok/placebo infection rates.

† Determined under the assumption of Poisson event rates, according to Breslow and Day, 1987.

‡ Meets CDC influenza-like illness (CDC-ILI) defined as fever of $\geq 100^{\circ}\text{F}$ oral accompanied by cough and/or sore throat, on the same day or on consecutive days.

§ Primary endpoint of trial.

¶ All culture-confirmed cases are considered, regardless of whether they qualified as CDC-ILI.

Secondary endpoint of trial.

p Exploratory (prespecified) endpoint of trial.

Study 2 evaluated the efficacy of Flublok Quadrivalent in a randomized, observer-blind, active-controlled, multicenter trial conducted during the 2014-2015 influenza season in

adults 50 years of age and older. A total of 8963 healthy, medically stable adults (mean age 62.5 years) were randomized in a 1:1 ratio to receive a single dose of Flublok Quadrivalent (n=4474) or a U.S.-licensed quadrivalent inactivated influenza vaccine (Comparator, Fluarix Quadrivalent, manufactured by Glaxo SmithKline) (n=4489). Among randomized subjects, 58% were female, 80% white, 18% black/African-American, 2% other races, and 5% of Hispanic/Latino ethnicity. A total of 5186 (60%) subjects were 50-64 years of age and 3486 (40%) were ≥65 years of age. Real-time polymerase chain reaction (rtPCR)-confirmed influenza was assessed by active and passive surveillance for influenza-like illness (ILI) beginning 2 weeks post-vaccination until the end of the influenza season, approximately 6 months post-vaccination. ILI was defined as having at least one symptom (no specified duration) in each of two categories of respiratory and systemic symptoms. Respiratory symptoms included sore throat, cough, sputum production, wheezing and difficulty breathing. Systemic symptoms included fever >99°F (>37°C) oral, chills, fatigue, headache and myalgia. For subjects with an episode of ILI, a nasopharyngeal swab sample was collected for rtPCR testing and reflex viral culture of rtPCR-positive samples.

The primary efficacy endpoint of Study 2 was rtPCR-positive, protocol-defined ILI due to any strain of influenza. Attack rates and relative vaccine efficacy (rVE), defined as $1 - (\text{Attack rate Flublok Quadrivalent} / \text{Attack Rate Comparator})$, were calculated for the total efficacy population (n=8604) for the primary efficacy endpoint and for several alternative efficacy endpoints (Table 4). Antigenic and phylogenetic evaluations of the similarity ("matching") of clinical isolates to vaccine antigens were not performed. CDC epidemiological data for the 2014-2015 influenza season indicated that Influenza A (H3N2) viruses predominated and that most influenza A/H3N2 viruses were antigenically dissimilar while A/H1N1 and B viruses were antigenically similar to vaccine antigens.

Table 4: Relative Vaccine Efficacy (rVE) of Flublok Quadrivalent versus Comparator against Laboratory-Confirmed Influenza, Regardless of Antigenic Similarity to Vaccine Antigens, Adults 50 Years of Age and Older, Study 2 (Efficacy Population)*,†

	Flublok Quadrivalent (N=4303)		Comparator (N=4301)		RR	rVE % (95% CI)
	n	Attack Rate % (n/N)	n	Attack Rate % (n/N)		
All rtPCR-positive Influenza [‡]	96	2.2	138	3.2	0.70	30 (10, 47)
All rtPCR-positive Influenza A [§]	73	1.7	114	2.7	0.64	36 (14, 53)
All rtPCR-positive Influenza B [§]	23	0.5	24	0.6	0.96	4 (-72, 46)
All Culture-confirmed Protocol-defined ILI ^{§,¶}	58	1.3	101	2.3	0.57	43 (21, 59)

Abbreviations: rtPCR=reverse transcriptase polymerase chain reaction; Comparator=U.S.-licensed quadrivalent inactivated influenza vaccine,

Fluarix Quadrivalent, manufactured by GlaxoSmithKline; n=number of influenza cases; N=number of subjects in treatment group; RR=relative risk (Attack Rate Flublok/Attack Rate IIV4); rVE = $([1-RR] \times 100)$.

* Study 2 is registered as NCT02285998.

† Efficacy Population included all randomized subjects who received study vaccine and provided any follow-up documentation for influenza-like illness beginning at least 14 days post vaccination. Excluded subjects with protocol deviations that could adversely affect efficacy.

‡ Primary Analysis. All cases of rtPCR-confirmed influenza are included. Antigenic characterization and genetic sequencing to determine similarity of isolates to vaccine antigens were not performed. CDC surveillance data indicated that the majority of influenza A/H3N2 wild type viruses were antigenically distinct whereas influenza A/H1N1 and type B viruses were antigenically similar to vaccine antigens during the 2014-2015 season. Study 2 met the pre-specified success criterion for the primary endpoint (lower limit of the 2-sided 95% CI of vaccine efficacy for Flublok Quadrivalent relative to Comparator should be not less than -20%).

§ *Post hoc* analyses. All cases of influenza A were A/H3N2. Cases of influenza B were not distinguished by lineage.

¶ Culture of rtPCR-positive samples was performed in MDCK cells.

14.2 Immunogenicity of Flublok Quadrivalent

Study 1 evaluated the immunogenicity of Flublok Quadrivalent as compared to a U.S.-licensed quadrivalent inactivated influenza vaccine (Comparator) (Fluarix Quadrivalent, manufactured by GlaxoSmithKline) in a randomized, observer-blind, active-controlled, multicenter trial conducted during the 2014-2015 influenza season in healthy adults 18-49 years of age. A total of 1350 subjects were enrolled, randomized 3:1, and vaccinated with Flublok Quadrivalent (998 subjects) or Comparator (332 subjects). Subjects were predominantly female (65%), white (60%), black/African American (37%), and of non-Hispanic/Latino ethnicity (84%), with a mean age of 33.5 years. Of the total vaccinated population, 1292 subjects (969 Flublok Quadrivalent and 323 IIV4 recipients, respectively) were evaluable for immune responses (Immunogenicity Population).

Post-vaccination immunogenicity was evaluated on sera obtained 28 days after administration of a single dose of study vaccine. Hemagglutination inhibition (HI) geometric mean titers (GMTs) were determined for the two vaccine groups for each vaccine antigen. Immunogenicity was compared by calculating the difference in seroconversion rates (SCR) and the ratios of GMTs of Comparator to Flublok Quadrivalent. Seroconversion was defined as either a pre-vaccination HI titer of <1:10 and a postvaccination HI titer of $\geq 1:40$, or a pre-vaccination HI titer of $\geq 1:10$ and a minimum 4-fold rise in postvaccination HI titer, at Day 28.

Study 1 had eight co-primary endpoints: Day 28 HI seroconversion rates and GMTs for each of the four antigens contained in the study vaccines. GMTs were compared based on the upper bound of the two-sided 95% CI of the GMT ratio of Comparator to Flublok Quadrivalent. Success in meeting this endpoint was pre-defined as an upper bound (UB) of the two-sided 95% CI of $\text{GMT}_{\text{Comparator}} / \text{GMT}_{\text{Flublok Quadrivalent}} \leq 1.5$. Flublok Quadrivalent met the success criterion for GMTs for three of the four antigens but not for the B/Victoria lineage antigen (Table 5).

Table 5: Comparison of Day 28 Post-Vaccination Geometric Mean Titers (GMT) for Flublok Quadrivalent and Comparator in Adults 18-49 Years of Age, Study 1 (Immunogenicity

Population) *,†,‡,§

Antigen	Post-vaccination GMT Flublok Quadrivalent N=969	Post-vaccination GMT Comparator N=323	GMT Ratio Comparator/Flublok Quadrivalent [95% CI]
A/H1N1	493	397	0.81 (0.71, 0.92)
A/H3N2	748	377	0.50 (0.44, 0.57)
B/Yamagata	156	134	0.86 (0.74, 0.99)
B/Victoria	43	64	1.49 (1.29, 1.71)

Abbreviations: CI, confidence interval; GMT, geometric mean titer.

* Study 1 is registered as NCT02290509.

† The Immunogenicity Population included all randomized subjects who received a dose of study vaccine, provided serum samples for Day 0 and Day 28 within specified windows, and had no major protocol deviations that might adversely affect the immune response. The pre-defined success criterion for the GMT ratio of Comparator to Flublok Quadrivalent was that the upper bound of the 2-sided 95% CI of the GMT ratio, $\text{GMT}_{\text{Comparator}} / \text{GMT}_{\text{Flublok Quadrivalent}}$ at 28 days post-vaccination, must not exceed 1.5.

‡ HI titers were assayed using egg-derived antigens.

§ Comparator: U.S.-licensed quadrivalent inactivated influenza vaccine, Fluarix Quadrivalent, manufactured by GlaxoSmithKline.

Success in meeting the seroconversion rate (SCR) endpoint was pre-defined as an upper bound (UB) of the two-sided 95% CI of $\text{SCR}_{\text{Comparator}} - \text{SCR}_{\text{Flublok Quadrivalent}} \leq 10\%$. Flublok Quadrivalent met the success criterion for SCRs for three of the four antigens but not for the B/Victoria lineage antigen (Table 6). Sub-population analyses of immunogenicity did not reveal significant differences between genders. Sub-analyses according to race and ethnicity were not informative because the sizes of the subsets were insufficient to reach meaningful conclusions. The HI response to the B/Victoria lineage antigen was low in both vaccine groups.

Table 6: Comparison of Day 28 Seroconversion Rates for Flublok Quadrivalent and Comparator in Adults 18-49 Years of Age, Study 1 (Immunogenicity Population) *,†,‡,§

Antigen	SCR (% , 95% CI) Flublok Quadrivalent N=969	SCR (% , 95% CI) Comparator N=323	SCR Difference (%) Comparator - Flublok Quadrivalent [95% CI]
A/H1N1	66.7 (63.6, 69.6)	63.5 (58.0, 68.7)	-3.2 (-9.2, 2.8)
A/H3N2	72.1 (69.2, 74.9)	57.0 (51.4, 62.4)	-15.2 (-21.3, -9.1)

B/Yamagata	59.6 (56.5, 62.8)	60.4 (54.8, 65.7)	0.7 (-5.4, 6.9)
B/Victoria	40.6 (37.4, 43.7)	58.2 (52.6, 63.6)	17.6 (11.4, 23.9)

Abbreviations: CI, confidence interval; SCR, seroconversion rate
Seroconversion was defined as a pre-vaccination HI titer <1:10 and a post-vaccination HI titer ≥1:40 or a pre-vaccination HI titer ≥1:10 and a minimum four-fold rise in post-vaccination HI antibody titer.

* Study 1 is registered as NCT02290509.

† The Immunogenicity Population included all randomized subjects who received a dose of study vaccine, provided serum samples for Day 0 and Day 28 within specified windows, and had no major protocol deviations that might adversely affect the immune response. The pre-defined success criterion for the SCR difference between Comparator and Flublok Quadrivalent was that the upper bound of the 2-sided 95% CI of the SCR difference IIV4 – Flublok Quadrivalent at 28 days post-vaccination, must not exceed 10%.

‡ HI titers were assayed using egg-derived antigens.

§ Comparator was a U.S.-licensed quadrivalent inactivated influenza vaccine, Fluarix Quadrivalent, manufactured by GlaxoSmithKline.

16 HOW SUPPLIED/STORAGE AND HANDLING

16.1 How Supplied

Flublok Quadrivalent is supplied as a single-dose, 0.5 mL syringe in a 10 syringe carton:

Presentation	Carton NDC Number	Components and NDC Number
Single-Dose Prefilled Syringe	49281-723-10	Ten 0.5 mL single-dose prefilled syringes [NDC 49281-723-88]

16.2 Storage and Handling

- Store refrigerated between 2°C and 8°C (36°F and 46°F).
- Do not freeze. Discard if product has been frozen.
- Protect syringes from light.
- Do not use after expiration date shown on the label.

17 PATIENT COUNSELING INFORMATION

Inform the vaccine recipient of the potential benefits and risks of vaccination with Flublok Quadrivalent.

Inform the vaccine recipient that:

- Flublok Quadrivalent contains non-infectious proteins that cannot cause influenza.
- Flublok Quadrivalent stimulates the immune system to produce antibodies that help protect against the influenza viruses carrying the proteins contained in the vaccine, but does not prevent other respiratory infections.

Instruct the vaccine recipient to report any adverse events to their healthcare provider

and/or to the Vaccine Adverse Event Reporting System (VAERS).

Provide the vaccine recipient with the Vaccine Information Statements which are required by the National Childhood Vaccine Injury Act of 1986 to be given prior to vaccination. These materials are available free of charge at the Centers for Disease Control (CDC) website (www.cdc.gov/vaccines).

Encourage women who receive Flublok or Flublok Quadrivalent while pregnant to notify Sanofi Pasteur Inc. by calling 1-800-822-2463.

Instruct the vaccine recipient that annual vaccination to prevent influenza is recommended.

Manufactured by Protein Sciences Corporation (Meriden, CT).

U.S. license No. 1795.

Distributed by Sanofi Pasteur Inc.

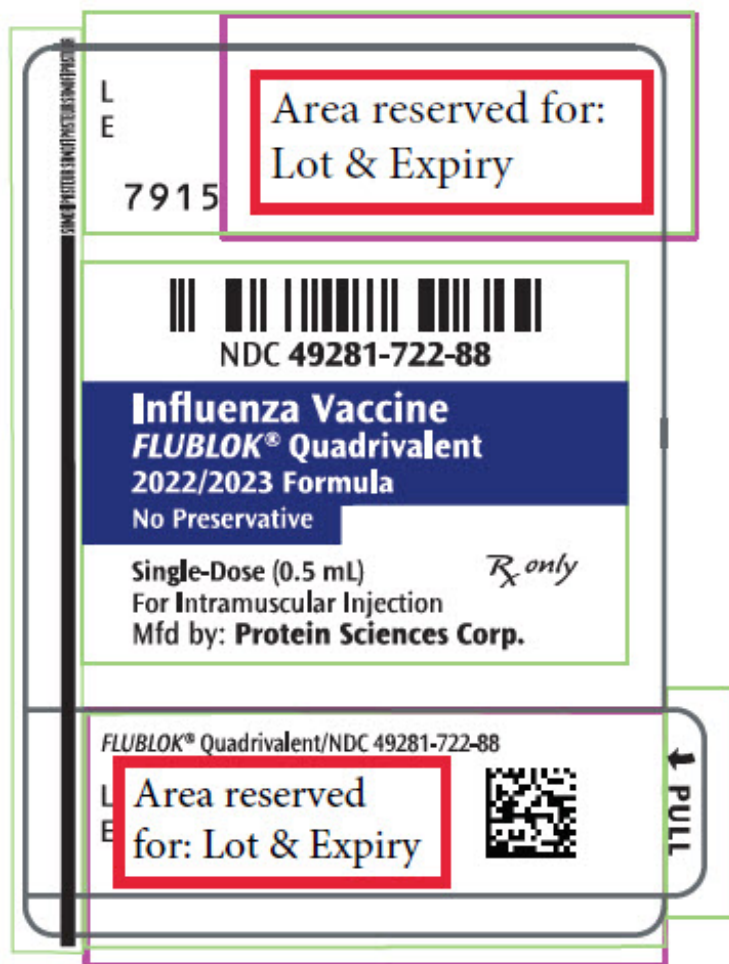
Flublok is a registered trademark of Protein Sciences Corporation.

PRINCIPAL DISPLAY PANEL - 0.5 mL Syringe Label - 7915

NDC 49281-722-88

Influenza Vaccine
FLUBLOK® Quadrivalent
2022/2023 Formula
No Preservative

Single-Dose (0.5 mL)
Rx only
For Intramuscular Injection
Mfd by: Protein Sciences Corp.



PRINCIPAL DISPLAY PANEL - 0.5 mL Syringe Carton - 7916

NDC 49281-722-10

Influenza Vaccine
FLUBLOK® Quadrivalent
2022 / 2023 Formula

10 Single-Dose
Prefilled Syringes
0.5 mL each

Rx only

For 18 Years of Age and Older

For Intramuscular Administration Only

SANOFI PASTEUR

NDC 49281-722-10

Influenza Vaccine FLUBLOK® Quadrivalent

2022 / 2023 Formula

Store refrigerated at 2°C to 8°C (36°F to 46°F).
DO NOT FREEZE. Discard if frozen.
Protect syringe from light.

Each 0.5 mL dose is formulated to contain 45 mcg of recombinant hemagglutinin (HA) derived from each of the following influenza virus strains: A/Wisconsin/588/2019 (H1N1), A/Darwin/6/2021 (H3N2), B/Austria/1359417/2021 and B/Phuket/3073/2013.

The recombinant HAs are produced in cultured cells and formulated with phosphate buffered saline and 27.5 mcg per dose polysorbate 20 (Tween® 20).

Contains no preservative.

See prescribing information for additional details.

The tip caps and plungers of the prefilled syringes are not made with natural rubber latex.

Manufactured by:
Protein Sciences Corporation
Meriden, CT 06450 USA
US License # 1795
Distributed by:
Sanofi Pasteur Inc.
Swiftwater, PA 18370 USA



7916



3 49281 722 10 3

529 843323

7916



Area reserved for:
Lot, Expiry & SN

GTIN: 00149281722103

NDC 49281-722-10

Influenza Vaccine FLUBLOK® Quadrivalent

2022 / 2023 Formula

10 Single-Dose
Prefilled Syringes
0.5 mL each

Rx only

For 18 Years of Age and Older

For Intramuscular Administration Only

SANOFI PASTEUR



PRINCIPAL DISPLAY PANEL - 0.5 mL Syringe Label - CP-1931

NDC 49281-722-88

Influenza Vaccine
FLUBLOK® Quadrivalent
2022/2023 Formula
No Preservative

Single-Dose (0.5 mL)
Rx only
For Intramuscular Injection
Mfd by: Protein Sciences Corp.

CP-1931



PRINCIPAL DISPLAY PANEL - 0.5 mL Syringe Carton - CP-1930

NDC 49281-722-10

Influenza Vaccine
FLUBLOK® Quadrivalent

2022 / 2023 Formula

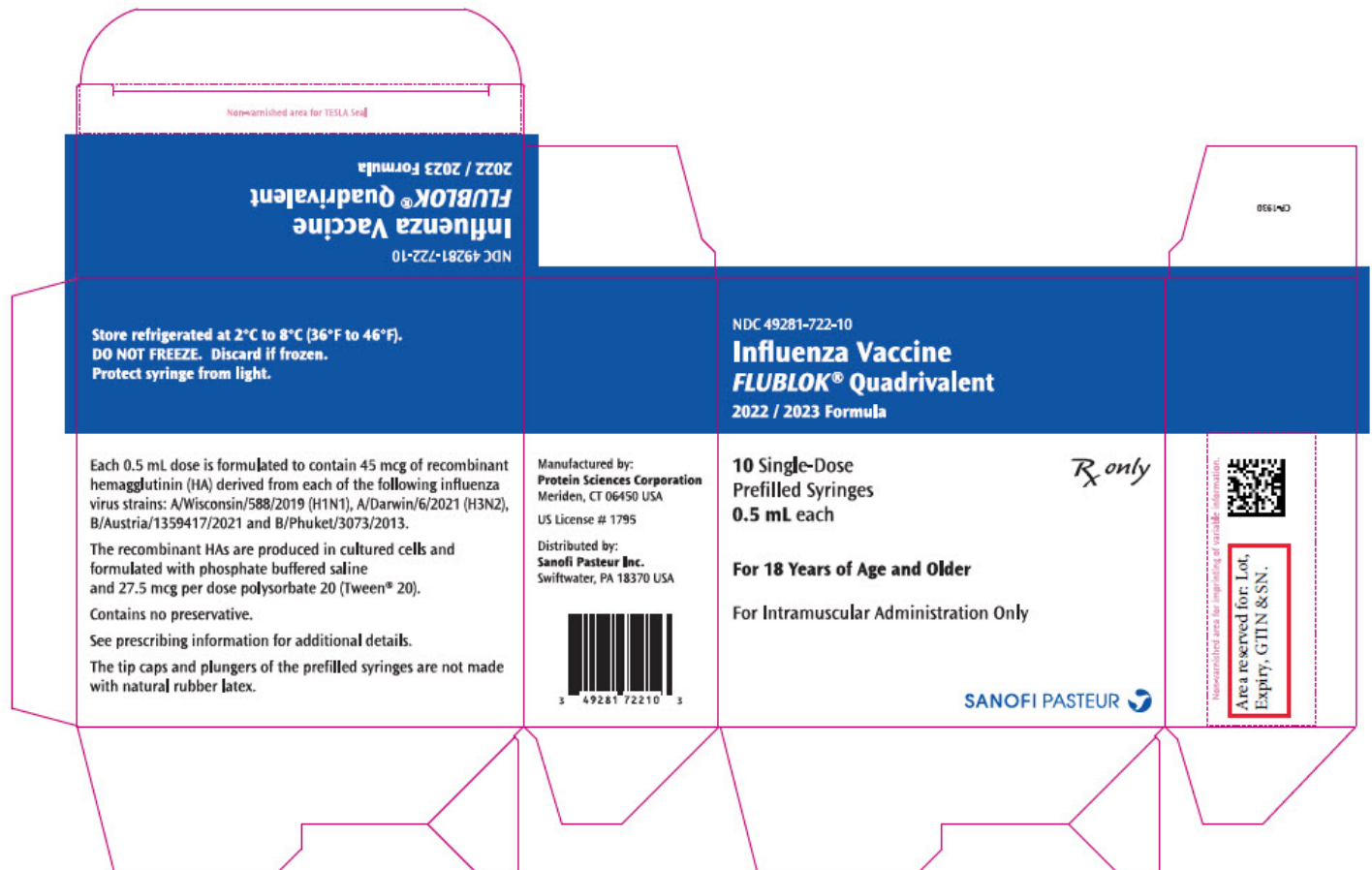
10 Single-Dose
Prefilled Syringes
0.5 mL each

Rx only

For 18 Years of Age and Older

For Intramuscular Administration Only

SANOFI PASTEUR



PRINCIPAL DISPLAY PANEL - 0.5 mL Syringe Label - 884931

NDC 49281-723-88

Influenza Vaccine
FLUBLOK® Quadrivalent
2023/2024 Formula
No Preservative

Single-Dose (0.5 mL)
Rx only
For Intramuscular Injection
Mfd by: Protein Sciences Corp.



PRINCIPAL DISPLAY PANEL - 0.5 mL Syringe Carton - 884932

NDC 49281-723-10

Influenza Vaccine
FLUBLOK® Quadrivalent

2023 / 2024 Formula

10 Single-Dose
Prefilled Syringes
0.5 mL each

Rx only

For 18 Years of Age and Older

For Intramuscular Administration Only

SANOFI PASTEUR

NDC 49281-723-10

Influenza Vaccine
FLUBLOK® Quadrivalent

2023 / 2024 Formula

Store refrigerated at 2°C to 8°C (36°F to 46°F).
DO NOT FREEZE. Discard if frozen.
Protect syringe from light.



884 932

Manufactured by:
Protein Sciences Corporation
Meriden, CT 06450 USA
US License # 1795
Distributed by:
Sanofi Pasteur Inc.
Swiftwater, PA 18370 USA

Each 0.5 mL dose is formulated to contain 45 mcg of recombinant hemagglutinin (HA) derived from each of the following influenza virus strains: A/West Virginia/30/2022 (A/Wisconsin/67/2022 pdm09-like virus) (H1N1), A/Darwin/6/2021 (H3N2), B/Austria/1359417/2021 and B/Phuket/3073/2013.

The recombinant HAs are produced in cultured cells and formulated with phosphate buffered saline and 27.5 mcg per dose polysorbate 20 (Tween® 20).

Contains no preservative.

See prescribing information for additional details.

The tip caps and plungers of the prefilled syringes are not made with natural rubber latex.



3 49281 72310 0

529

00172/1829400 1110



XXXXXXXXXX
N/S
XXXXXX
EXP
XXXXXX
Lot

NDC 49281-723-10

Influenza Vaccine
FLUBLOK® Quadrivalent

2023 / 2024 Formula

10 Single-Dose
Prefilled Syringes
0.5 mL each

Rx only

For 18 Years of Age and Older

For Intramuscular Administration Only

SANOFI PASTEUR 

PRINCIPAL DISPLAY PANEL - 0.5 mL Syringe Label - CP-1941

NDC 49281-723-88

Influenza Vaccine
FLUBLOK® Quadrivalent

2023/2024 Formula

No Preservative

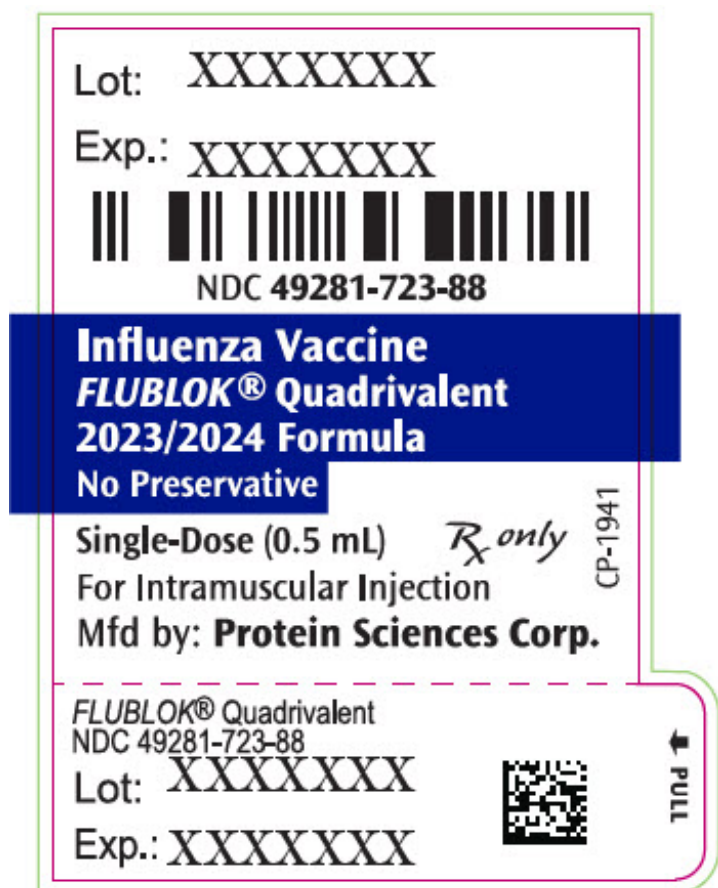
Single-Dose (0.5 mL)

Rx only

For Intramuscular Injection

Mfd by: Protein Sciences Corp.

CP-1941



PRINCIPAL DISPLAY PANEL - 0.5 mL Syringe Carton - CP-1940

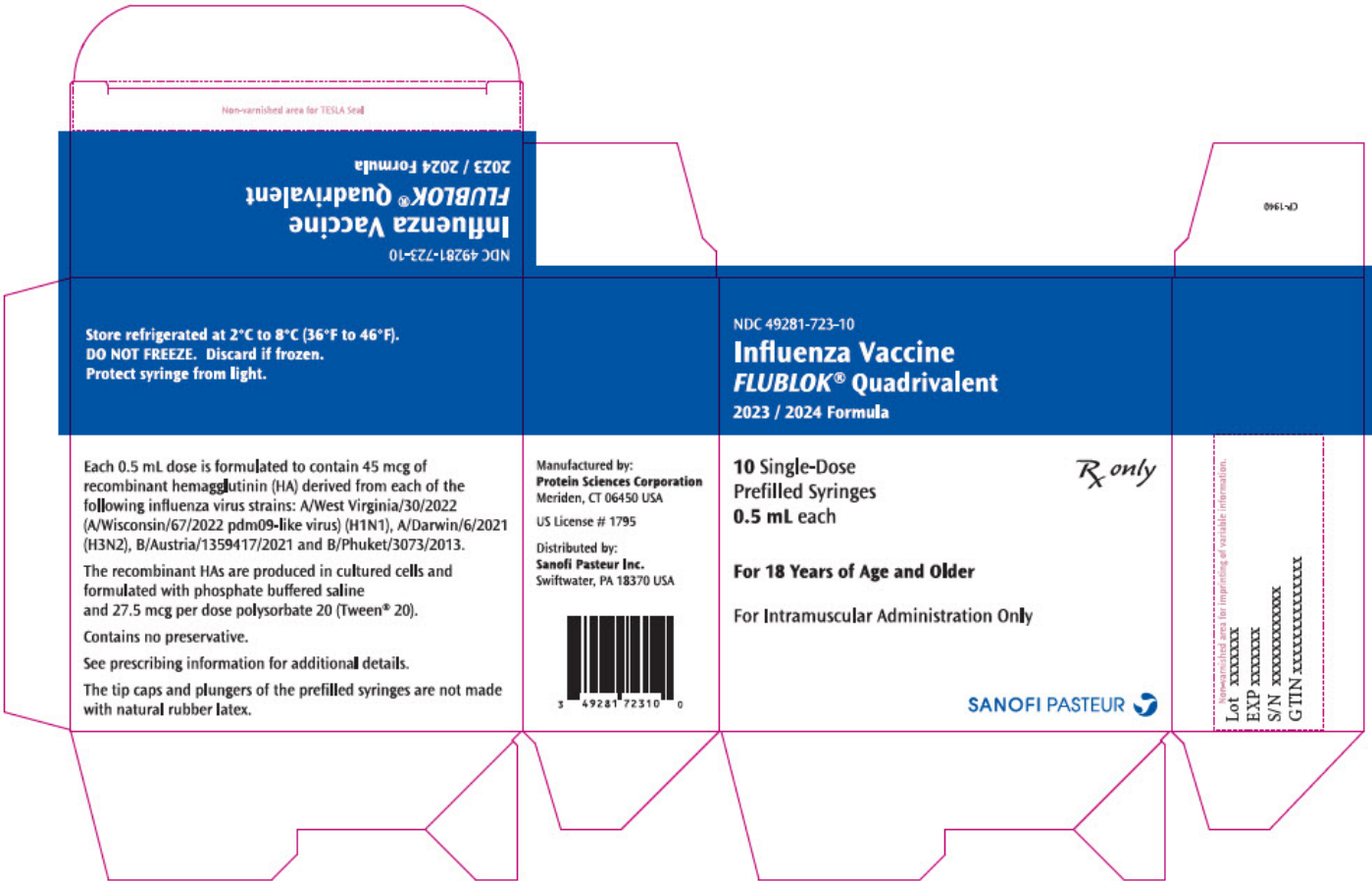
NDC 49281-723-10

Influenza Vaccine
FLUBLOK® Quadrivalent

2023 / 2024 Formula

10 Single-Dose
Prefilled Syringes
0.5 mL each

Rx only
For 18 Years of Age and Older
For Intramuscular Administration Only
SANOFI PASTEUR



FLUBLOK QUADRIVALENT NORTHERN HEMISPHERE

influenza a virus a/wisconsin/588/2019 (h1n1) recombinant hemagglutinin antigen, influenza a virus a/darwin/6/2021 (h3n2) recombinant hemagglutinin antigen, influenza b virus b/austria/1359417/2021 recombinant hemagglutinin antigen, and influenza b virus b/phuket/3073/2013 recombinant hemagglutinin antigen injection

Product Information			
Product Type	VACCINE	Item Code (Source)	NDC:49281-722
Route of Administration	INTRAMUSCULAR		
Active Ingredient/Active Moiety			
Ingredient Name		Basis of Strength	Strength
INFLUENZA A VIRUS A/WISCONSIN/588/2019 (H1N1) RECOMBINANT HEMAGGLUTININ ANTIGEN (UNII: GB6ADZ2ASN) (INFLUENZA A VIRUS A/WISCONSIN/588/2019 (H1N1) RECOMBINANT HEMAGGLUTININ ANTIGEN -		INFLUENZA A VIRUS A/WISCONSIN/588/2019 (H1N1) RECOMBINANT	45 ug in 0.5 mL

UNII:GB6ADZ 2ASN)	HEMAGGLUTININ ANTIGEN	
INFLUENZA A VIRUS A/DARWIN/6/2021 (H3N2) RECOMBINANT HEMAGGLUTININ ANTIGEN (UNII: 7VJ7X8PKX3) (INFLUENZA A VIRUS A/DARWIN/6/2021 (H3N2) RECOMBINANT HEMAGGLUTININ ANTIGEN - UNII:7VJ7X8PKX3)	INFLUENZA A VIRUS A/DARWIN/6/2021 (H3N2) RECOMBINANT HEMAGGLUTININ ANTIGEN	45 ug in 0.5 mL
INFLUENZA B VIRUS B/AUSTRIA/1359417/2021 RECOMBINANT HEMAGGLUTININ ANTIGEN (UNII: M48387N67G) (INFLUENZA B VIRUS B/AUSTRIA/1359417/2021 RECOMBINANT HEMAGGLUTININ ANTIGEN - UNII:M48387N67G)	INFLUENZA B VIRUS B/AUSTRIA/1359417/2021 RECOMBINANT HEMAGGLUTININ ANTIGEN	45 ug in 0.5 mL
INFLUENZA B VIRUS B/PHUKET/3073/2013 RECOMBINANT HEMAGGLUTININ ANTIGEN (UNII: POQ8DQO9S3) (INFLUENZA B VIRUS B/PHUKET/3073/2013 RECOMBINANT HEMAGGLUTININ ANTIGEN - UNII:POQ8DQO9S3)	INFLUENZA B VIRUS B/PHUKET/3073/2013 RECOMBINANT HEMAGGLUTININ ANTIGEN	45 ug in 0.5 mL

Inactive Ingredients

Ingredient Name	Strength
SODIUM PHOSPHATE, MONOBASIC, MONOHYDRATE (UNII: 593YOG76RN)	
SODIUM PHOSPHATE, DIBASIC, DODECAHYDRATE (UNII: E1W4N241FO)	
SODIUM CHLORIDE (UNII: 451W47IQ8X)	
POLYSORBATE 20 (UNII: 7T1F30V5YH)	
OCTOXYNOL-9 (UNII: 7JPC6Y25QS)	
WATER (UNII: 059QF0KO0R)	

Packaging

#	Item Code	Package Description	Marketing Start Date	Marketing End Date
1	NDC:49281-722-10	10 in 1 CARTON		
1	NDC:49281-722-88	0.5 mL in 1 SYRINGE; Type 3: Prefilled Biologic Delivery Device/System (syringe, patch, etc.)		

Marketing Information

Marketing Category	Application Number or Monograph Citation	Marketing Start Date	Marketing End Date
BLA	BLA125285	07/01/2022	

FLUBLOK QUADRIVALENT NORTHERN HEMISPHERE

influenza a virus a/west virginia/30/2022 (h1n1) recombinant hemagglutinin antigen, influenza a virus a/darwin/6/2021 (h3n2) recombinant hemagglutinin antigen, influenza b virus b/austria/1359417/2021 recombinant hemagglutinin antigen, and influenza b virus b/phuket/3073/2013 recombinant hemagglutinin antigen injection

Product Information

Product Type	VACCINE	Item Code (Source)	NDC:49281-723
Route of Administration	INTRAMUSCULAR		

Active Ingredient/Active Moiety		
Ingredient Name	Basis of Strength	Strength
INFLUENZA A VIRUS A/WEST VIRGINIA/30/2022 (H1N1) RECOMBINANT HEMAGGLUTININ ANTIGEN (UNII: MGF6W7RFC8) (INFLUENZA A VIRUS A/WEST VIRGINIA/30/2022 (H1N1) RECOMBINANT HEMAGGLUTININ ANTIGEN - UNII:MGF6W7RFC8)	INFLUENZA A VIRUS A/WEST VIRGINIA/30/2022 (H1N1) RECOMBINANT HEMAGGLUTININ ANTIGEN	45 ug in 0.5 mL
INFLUENZA A VIRUS A/DARWIN/6/2021 (H3N2) RECOMBINANT HEMAGGLUTININ ANTIGEN (UNII: 7VJ7X8PKX3) (INFLUENZA A VIRUS A/DARWIN/6/2021 (H3N2) RECOMBINANT HEMAGGLUTININ ANTIGEN - UNII:7VJ7X8PKX3)	INFLUENZA A VIRUS A/DARWIN/6/2021 (H3N2) RECOMBINANT HEMAGGLUTININ ANTIGEN	45 ug in 0.5 mL
INFLUENZA B VIRUS B/AUSTRIA/1359417/2021 RECOMBINANT HEMAGGLUTININ ANTIGEN (UNII: M48387N67G) (INFLUENZA B VIRUS B/AUSTRIA/1359417/2021 RECOMBINANT HEMAGGLUTININ ANTIGEN - UNII:M48387N67G)	INFLUENZA B VIRUS B/AUSTRIA/1359417/2021 RECOMBINANT HEMAGGLUTININ ANTIGEN	45 ug in 0.5 mL
INFLUENZA B VIRUS B/PHUKET/3073/2013 RECOMBINANT HEMAGGLUTININ ANTIGEN (UNII: POQ8DQO9S3) (INFLUENZA B VIRUS B/PHUKET/3073/2013 RECOMBINANT HEMAGGLUTININ ANTIGEN - UNII:POQ8DQO9S3)	INFLUENZA B VIRUS B/PHUKET/3073/2013 RECOMBINANT HEMAGGLUTININ ANTIGEN	45 ug in 0.5 mL

Inactive Ingredients	
Ingredient Name	Strength
SODIUM PHOSPHATE, MONOBASIC, MONOHYDRATE (UNII: 593YOG76RN)	
SODIUM PHOSPHATE, DIBASIC, DODECAHYDRATE (UNII: E1W4N241FO)	
SODIUM CHLORIDE (UNII: 451W47IQ8X)	
POLYSORBATE 20 (UNII: 7T1F30V5YH)	
OCTOXYNOL-9 (UNII: 7JPC6Y25QS)	
WATER (UNII: 059QF0KOOR)	

Packaging				
#	Item Code	Package Description	Marketing Start Date	Marketing End Date
1	NDC:49281-723-10	10 in 1 CARTON		
1	NDC:49281-723-88	0.5 mL in 1 SYRINGE; Type 3: Prefilled Biologic Delivery Device/System (syringe, patch, etc.)		

Marketing Information			
Marketing Category	Application Number or Monograph Citation	Marketing Start Date	Marketing End Date
BLA	BLA125285	06/30/2023	06/30/2024

Labeler - Sanofi Pasteur Inc. (086723285)

Establishment			
Name	Address	ID/FEI	Business Operations
Protein Sciences Corporation		109124933	ANALYSIS(49281-722, 49281-723) , API MANUFACTURE(49281-722, 49281-723)

Establishment			
Name	Address	ID/FEI	Business Operations
Protein Sciences Corporation		078739306	ANALYSIS(49281-722, 49281-723)

Establishment			
Name	Address	ID/FEI	Business Operations
WuXi Advanced Therapies Inc.		117556312	ANALYSIS(49281-722, 49281-723)

Establishment			
Name	Address	ID/FEI	Business Operations
Adimmune Corporation		657667952	MANUFACTURE(49281-722, 49281-723)

Establishment			
Name	Address	ID/FEI	Business Operations
Unigen Inc		691124996	API MANUFACTURE(49281-722, 49281-723)

Revised: 9/2022

Sanofi Pasteur Inc.