

FLUOCINONIDE- fluocinonide cream
FLUOCINONIDE- fluocinonide ointment
FLUOCINONIDE- fluocinonide solution
Golden State Medical Supply, Inc.

Fluocinonide Cream USP, 0.05%
Fluocinonide Ointment USP, 0.05%
Fluocinonide Solution USP, 0.05%

FOR TOPICAL USE ONLY

NOT FOR OPHTHALMIC USE

Rx only

DESCRIPTION

Fluocinonide Cream USP, 0.05%, Fluocinonide Cream USP, 0.05% (Emulsified Base), Fluocinonide Gel USP, 0.05% and Fluocinonide Ointment USP, 0.05% and Fluocinonide Topical Solution USP are intended for topical administration. The active component in each is the corticosteroid fluocinonide, which is the 21-acetate ester of fluocinolone acetonide and has the chemical name pregna-1,4-diene-3,20-dione,21-(acetyloxy) -6,9-difluoro-11-hydroxy-16,17-[(1-methylethylidene)bis(oxy)]-,(6a,11b,16a)-. It has the following chemical structure:

Molecular

Weight:

494.54

Molecular

Formula:

C₂₆H₃₂F₂O₇

Fluocinonide Cream USP, 0.05% contains fluocinonide 0.5 mg/g in a specially formulated cream base

consisting of citric acid, glycerin, 1,2,6-hexanetriol, polyethylene glycol-3350, polyethylene glycol-8000, propylene glycol and stearyl alcohol. This white cream vehicle is greaseless, non-staining, anhydrous and completely water miscible. The base provides emollient and hydrophylic properties.

Fluocinonide Cream USP, 0.05% (Emulsified Base) contains fluocinonide 0.5 mg/g in a water-washable aqueous emollient base of cetyl alcohol, citric acid (anhydrous), mineral oil, polysorbate 60, propylene glycol, purified water, sorbitan monostearate, stearyl alcohol and white petrolatum.

Fluocinonide Gel USP, 0.05% contains fluocinonide 0.5 mg/g in a specially formulated gel base consisting of carbomer 940, edetate disodium, propyl gallate, propylene glycol, sodium hydroxide (to adjust pH) and purified water. This clear, colorless, thixotropic vehicle is greaseless, non-staining and completely water miscible.

Fluocinonide Ointment USP, 0.05% contains fluocinonide 0.5 mg/g in a specially formulated ointment base consisting of glyceryl monostearate, propylene carbonate, propylene glycol, white petrolatum and white wax. It provides the occlusive and emollient effects desirable in an ointment.

Fluocinonide Topical Solution USP contains fluocinonide 0.5 mg/mL in a solution of alcohol (35%), citric acid, diisopropyl adipate, and propylene glycol.

In the Fluocinonide Cream USP, 0.05%, Fluocinonide Gel USP, 0.05%, and Fluocinonide Ointment USP, 0.05% formulations, the active ingredient is totally in solution.

CLINICAL PHARMACOLOGY

Topical corticosteroids share anti-inflammatory, anti-pruritic and vasoconstrictive actions.

The mechanism of anti-inflammatory activity of the topical corticosteroids is unclear. Various laboratory methods, including vasoconstrictor assays, are used to compare and predict potencies and/or clinical efficacies of the topical corticosteroids. There is some evidence to suggest that a recognizable correlation exists between vasoconstrictor potency and therapeutic efficacy in man.

Pharmacokinetics

The extent of percutaneous absorption of topical corticosteroids is determined by many factors including the vehicle, the integrity of the epidermal barrier, and the use of occlusive dressings. A significantly greater amount of fluocinonide is absorbed from the solution than from the cream or gel formulations.

Topical corticosteroids can be absorbed from normal intact skin. Inflammation and/or other disease processes in the skin increase percutaneous absorption. Occlusive dressings substantially increase the percutaneous absorption of topical corticosteroids. Thus, occlusive dressings may be a valuable therapeutic adjunct for treatment of resistant dermatoses. (See DOSAGE AND ADMINISTRATION.)

Once absorbed through the skin, topical corticosteroids are handled through pharmacokinetic pathways similar to systemically administered corticosteroids. Corticosteroids are bound to plasma proteins in varying degrees. Corticosteroids are metabolized primarily in the liver and are then excreted by the kidneys. Some of the topical corticosteroids and their metabolites are also excreted into the bile.

INDICATIONS AND USAGE

Fluocinonide Cream USP, 0.05%, Fluocinonide Cream USP, 0.05% (Emulsified Base), Fluocinonide Gel USP, 0.05% and Fluocinonide Ointment USP, 0.05% and Fluocinonide Topical Solution USP are indicated for the relief of the inflammatory and pruritic manifestations of corticosteroid responsive dermatoses.

CONTRAINDICATIONS

Topical corticosteroids are contraindicated in those patients with a history of hypersensitivity to any of the components of the preparation.

PRECAUTIONS

General

Systemic absorption of topical corticosteroids has produced reversible hypothalamic-pituitary-adrenal (HPA) axis suppression, manifestation of Cushing's syndrome, hyperglycemia, and glucosuria in some patients.

Conditions which augment systemic absorption include the application of the more potent steroids, use over large surface areas, prolonged use, the addition of occlusive dressings.

Therefore, patients receiving a large dose of a potent topical steroid applied to a large surface area or under an occlusive dressing should be evaluated periodically for evidence of HPA axis suppression by using the urinary free cortisol and ACTH stimulation tests. If HPA axis suppression is noted, an attempt should be made to withdraw the drug, to reduce the frequency of application, or to substitute a less potent steroid.

Recovery of HPA axis function is generally prompt and complete upon discontinuation of the drug. Infrequently, signs and symptoms of steroid withdrawal may occur, requiring supplemental systemic corticosteroids.

Children may absorb proportionally larger amounts of topical corticosteroids and thus be more susceptible to systemic toxicity. (See PRECAUTIONS - Pediatric Use).

This preparation is not for ophthalmic use. Severe irritation is possible if fluocinonide solution contacts the eye. If that should occur, immediate flushing of the eye with a large volume of water is recommended.

If irritation develops, topical corticosteroids should be discontinued and appropriate therapy instituted.

As with any topical corticosteroid product, prolonged use may produce atrophy of the skin and subcutaneous tissues. When used on intertriginous or flexor areas, or on the face, this may occur even with short-term use.

In the presence of dermatological infections, the use of an appropriate antifungal or antibacterial agent should be instituted. If a favorable response does not occur promptly, the corticosteroid should be discontinued until the infection has been adequately controlled.

Information for the Patient

Patients using topical corticosteroids should receive the following information and instructions:

1. This medication is to be used as directed by the physician. It is for external use only. Avoid contact with the eyes. If there is contact with the eyes and severe irritation occurs, immediately flush with a large volume of water.
2. Patients should be advised not to use this medication for any disorder other than for which it was prescribed.
3. The treated skin area should not be bandaged or otherwise covered or wrapped as to be occlusive unless directed by the physician.
4. Patients should report any signs of local adverse reactions especially under occlusive dressing.
5. Parents of pediatric patients should be advised not to use tightfitting diapers or plastic pants on a child being treated in the diaper area, as these garments may constitute occlusive dressings.

Laboratory Tests

The following tests may be helpful in evaluating HPA axis suppression:

Urinary free cortisol test
ACTH stimulation test

Carcinogenesis, Mutagenesis, and Impairment of Fertility

Long-term animal studies have not been performed to evaluate the carcinogenic potential or the effect on fertility of topical corticosteroids.

Studies to determine mutagenicity with prednisolone and hydrocortisone have revealed negative results.

Pregnancy Category C

Corticosteroids are generally teratogenic in laboratory animals when administered systemically at relatively low dosage levels. The more potent corticosteroids have been shown to be teratogenic after dermal application in laboratory animals. There are no adequate and well-controlled studies in pregnant women on teratogenic effects from topically applied corticosteroids. Therefore, topical corticosteroids should be used during pregnancy only if the potential benefit justifies the potential risk to the fetus. Drugs of this class should not be used extensively on pregnant patients, in large amounts, or for prolonged periods of time.

Nursing Mothers

It is not known whether topical administration of corticosteroids could result in sufficient systemic absorption to produce detectable quantities in breast milk. Systemically administered corticosteroids are secreted into breast milk in quantities not likely to have a deleterious effect on the infant. Nevertheless, caution should be exercised when topical corticosteroids are administered to a nursing woman.

Pediatric Use

Pediatric patients may demonstrate greater susceptibility to topical corticosteroid-induced HPA axis suppression and Cushing's syndrome than mature patients because of the larger skin surface area to body weight ratio.

Hypothalamic-pituitary-adrenal (HPA) axis suppression, Cushing's syndrome, and intracranial hypertension have been reported in children receiving topical corticosteroids. Manifestations of adrenal suppression in children include linear growth retardation, delayed weight gain, low plasma cortisol levels, and absence of response to ACTH stimulation. Manifestations of intracranial hypertension include bulging fontanelles, headaches, and bilateral papilledema.

Administration of topical corticosteroids to children should be limited to the least amount compatible with an effective therapeutic regimen. Chronic corticosteroid therapy may interfere with the growth and development of children.

ADVERSE REACTIONS

The following local adverse reactions are reported infrequently with topical corticosteroids, but may occur more frequently with the use of occlusive dressings. These reactions are listed in an approximate decreasing order of occurrence.

Burning
Itching
Irritation
Dryness
Folliculitis
Hypertrichosis
Acneiform eruptions
Hypopigmentation
Perioral dermatitis

Allergic contact dermatitis
Maceration of the skin
Secondary infection
Skin atrophy
Striae
Miliaria

OVERDOSAGE

Topically applied corticosteroids can be absorbed in sufficient amounts to produce systemic effects.
(See PRECAUTIONS.)

DOSAGE AND ADMINISTRATION

Fluocinonide Cream USP, 0.05%, Fluocinonide Cream USP, 0.05% (Emulsified Base), Fluocinonide Gel USP, 0.05% and Fluocinonide Ointment USP, 0.05% and Fluocinonide Topical Solution USP should be applied to the affected area as a thin film from two to four times daily depending on the severity of the condition.

Occlusive dressings may be used for the management of psoriasis or recalcitrant conditions.

If an infection develops, the use of occlusive dressings should be discontinued and appropriate antimicrobial therapy instituted.

HOW SUPPLIED

Fluocinonide Cream USP, 0.05% is supplied as follows:

15 gm tube (NDC 60429-904-15)

30 gm tube (NDC 60429-904-30)

60 gm tube (NDC 60429-904-60)

Store at 20°-25°C (68°-77°F)[see USP Controlled Room Temperature].

Fluocinonide Ointment USP, 0.05% is supplied as follows:

15 gm tube (NDC 60429-907-15)

30 gm tube (NDC 60429-907-30)

60 gm tube (NDC 60429-907-60)

Store at 20°-25°C (68°- 77°F) [see USP Controlled Room Temperature]. Avoid temperature above 30°C (86°F).

Fluocinonide Topical Solution USP, 0.05%.

Plastic squeeze bottles of 60 mL. (NDC 60429-908-60)

Store at 20°-25°C (68°- 77°F) [see USP Controlled Room Temperature]. Avoid excessive heat, above 40°C (104°F).

Rx Only

Mfd. by: **Taro Pharmaceuticals Inc.**, Brampton, Ontario, Canada L6T 1C1

Marketed/Packaged by: **GSMS Inc.** Camarillo, CA 93012

Issued: April, 2010

PK-4964-2 1040

Principal Display Panel - Cream

NDC 60429-904-15

Fluocinonide
Cream USP, 0.05%

GSMS™
incorporated

FOR EXTERNAL USE ONLY. NOT FOR OPHTHALMIC USE. **15 g**

Keep this and all medications out of the reach of children. **Rx only**

Each gram contains: 0.5 mg fluocinonide with citric acid, glycerin, 1,2,6-hexanetriol, polyethylene glycol-3350, polyethylene glycol-8000, propylene glycol and stearyl alcohol.


Usual dosage: Apply a small amount of cream to the affected area two to four times daily. See package insert for full prescribing information.


Store at 20°-25°C (68°-77°F)[see USP Controlled Room Temperature].

To Open: Use pointed end on cap to puncture seal.
For lot number and expiry date see crimp of tube.

Mfd. by: Taro Pharmaceuticals Inc.
Brampton, Ontario, Canada L6T 1C1

Marketed by: **Golden State Medical Supply, Inc.**
Camarillo, CA 93012
PK-6520-0 0510-0

3  **1**

 408 

Principal Display Panel - Ointment

NDC 60429-907-15

Fluocinonide
Ointment USP, 0.05%

GSMS™
incorporated

FOR EXTERNAL USE ONLY. NOT FOR OPHTHALMIC USE. **15 g**

Keep this and all medications out of the reach of children. **Rx only**

Each gram contains: 0.5 mg fluocinonide solubilized in an ointment base consisting of glyceryl monostearate, propylene carbonate, propylene glycol, white petrolatum and white wax.


Usual dosage: A small amount should be gently massaged into the affected area two to four times daily, as needed. See package insert for full prescribing information.



Store at 20°-25°C (68°-77°F) Avoid temperature above 30°C (86°F).

To Open: Use pointed end on cap to puncture seal.
For lot number and expiry date see crimp of tube.
Filled by weight not volume.

Mfd. by: Taro Pharmaceuticals Inc.
Brampton, Ontario, Canada L6T 1C1

Marketed by: **Golden State Medical Supply, Inc.**
Camarillo, CA 93012
PK-6526-0 0410-0

3  **2**

 407 

Principal Display Panel - Solution

NDC 60429-908-60



Fluocinonide Topical Solution USP, 0.05%

FOR TOPICAL USE ONLY.
NOT FOR OPHTHALMIC USE.

Keep this and all medications out of
the reach of children.

Each mL contains: 0.5 mg Fluocinonide in a solution of ethyl alcohol (35%), citric acid, diisopropyl adipate, propylene glycol and purified water.

Usual dosage: A small amount should be applied to the affected area two to four times daily, as needed. See package insert for full prescribing information.

Store at room temperature. Avoid excessive heat, above 40°C (104°F). For lot number and expiry date see bottle label.

Mfd. by: Taro Pharmaceuticals Inc.
Brampton, Ontario, Canada L6T 1C1
Marketed by: **Golden State Medical Supply, Inc.**, Camarillo, CA 93012
PK-6536-0 0410-0

60 mL

Rx only

AREA FOR LOT #
AND EXPIRY DATE

FLUOCINONIDE

fluocinonide cream

Product Information

Product Type	HUMAN PRESCRIPTION DRUG	Item Code (Source)	NDC:60429-904(NDC:51672-1253)
Route of Administration	TOPICAL		

Active Ingredient/Active Moiety

Ingredient Name	Basis of Strength	Strength
Fluocinonide (UNII: 2W4A77YPAN) (Fluocinonide - UNII:2W4A77YPAN)	Fluocinonide	0.5 mg in 1 mL

Inactive Ingredients

Ingredient Name	Strength
alcohol (UNII: 3K9958V90M)	
CITRIC ACID MONOHYDRATE (UNII: 2968PHW8QP)	
diisopropyl adipate (UNII: P7E6YFV72X)	
propylene glycol (UNII: 6DC9Q167V3)	

Packaging

#	Item Code	Package Description	Marketing Start Date	Marketing End Date
1	NDC:60429-904-15	15 mL in 1 TUBE		
2	NDC:60429-904-30	30 mL in 1 TUBE		
3	NDC:60429-904-60	60 mL in 1 TUBE		

Marketing Information

Marketing Category	Application Number or Monograph Citation	Marketing Start Date	Marketing End Date
NDA	NDA019117	06/26/1984	

FLUOCINONIDE

fluocinonide ointment

Product Information

Product Type	HUMAN PRESCRIPTION DRUG	Item Code (Source)	NDC:60429-907(NDC:51672-1264)
Route of Administration	TOPICAL		

Active Ingredient/Active Moiety

Ingredient Name	Basis of Strength	Strength
Fluocinonide (UNII: 2W4A77YPAN) (Fluocinonide - UNII:2W4A77YPAN)	Fluocinonide	0.5 mg in 1 mL

Inactive Ingredients

Ingredient Name	Strength
alcohol (UNII: 3K9958V90M)	
CITRIC ACID MONOHYDRATE (UNII: 2968PHW8QP)	
diisopropyl adipate (UNII: P7E6YFV72X)	
propylene glycol (UNII: 6DC9Q167V3)	

Packaging

#	Item Code	Package Description	Marketing Start Date	Marketing End Date
1	NDC:60429-907-15	15 mL in 1 TUBE		
2	NDC:60429-907-30	30 mL in 1 TUBE		
3	NDC:60429-907-60	60 mL in 1 TUBE		

Marketing Information

Marketing Category	Application Number or Monograph Citation	Marketing Start Date	Marketing End Date
ANDA	ANDA074935	07/29/1997	

FLUOCINONIDE

fluocinonide solution

Product Information

Product Type	HUMAN PRESCRIPTION DRUG	Item Code (Source)	NDC:60429-908(NDC:51672-1273)
Route of Administration	TOPICAL		

Active Ingredient/Active Moiety

Ingredient Name	Basis of Strength	Strength
-----------------	-------------------	----------

Fluocinonide (UNII: 2W4A77YPAN) (Fluocinonide - UNII:2W4A77YPAN)		Fluocinonide	0.5 mg in 1 mL	
Inactive Ingredients				
Ingredient Name			Strength	
alcohol (UNII: 3K9958V90M)				
CITRIC ACID MONOHYDRATE (UNII: 2968PHW8QP)				
diisopropyl adipate (UNII: P7E6YFV72X)				
propylene glycol (UNII: 6DC9Q167V3)				
Packaging				
#	Item Code	Package Description	Marketing Start Date	Marketing End Date
1	NDC:60429-908-60	60 mL in 1 BOTTLE		
Marketing Information				
Marketing Category	Application Number or Monograph Citation	Marketing Start Date	Marketing End Date	
ANDA	ANDA074799	12/31/1996		

Labeler - Golden State Medical Supply, Inc. (603184490)

Establishment

Name	Address	ID/FEI	Business Operations
Golden State Medical Supply, Inc.		603184490	RELABEL(60429-904, 60429-907, 60429-908)

Revised: 1/2012

Golden State Medical Supply, Inc.