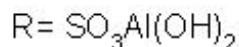
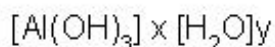
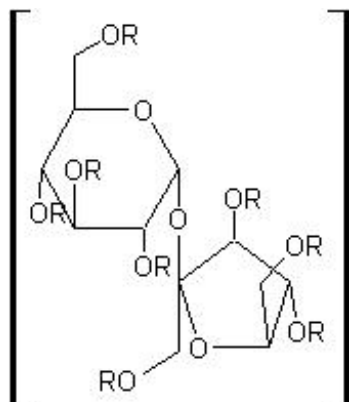


SUCRALFATE- sucralfate tablet
Aphena Pharma Solutions - Tennessee, LLC

Prescribing Information as of
June 2008A
SUCRALFATE
Tablets Rx only

DESCRIPTION

Sucralfate is an α -D-glucopyranoside, β -D-fructofuranosyl-, octakis-(hydrogen sulfate), aluminum complex.



Tablets for oral administration contain 1 g of sucralfate.

Also contain: FD&C Blue #1 Lake, magnesium stearate, microcrystalline cellulose, and starch.

Therapeutic category: antiulcer.

CLINICAL PHARMACOLOGY

Sucralfate is only minimally absorbed from the gastrointestinal tract. The small amounts of the sulfated disaccharide that are absorbed are excreted primarily in the urine.

Although the mechanism of sucralfate's ability to accelerate healing of duodenal ulcers remains to be fully defined, it is known that it exerts its effect through a local, rather than systemic, action. The following observations also appear pertinent:

- Studies in human subjects and with animal models of ulcer disease have shown that sucralfate forms an ulcer-adherent complex with proteinaceous exudate at the ulcer site.
- In vitro, a sucralfate-albumin film provides a barrier to diffusion of hydrogen ions.
- In human subjects, sucralfate given in doses recommended for ulcer therapy inhibits pepsin activity in gastric juice by 32%.
- In vitro, sucralfate adsorbs bile salts.

These observations suggest that sucralfate's antiulcer activity is the result of formation of an ulcer-adherent complex that covers the ulcer site and protects it against further attack by acid, pepsin, and bile salts. There are approximately 14-16 mEq of acid-neutralizing capacity per 1-g dose of sucralfate.

CLINICAL TRIALS

Acute Duodenal Ulcer

Over 600 patients have participated in well-controlled clinical trials worldwide. Multicenter trials conducted in the United States, both of them placebo-controlled studies with endoscopic evaluation at 2 and 4 weeks, showed:

STUDY 1

Treatment Groups	Ulcer Healing/ No. Patients	
	2 wk	4 wk (Overall)
Sucralfate	37/105 (35.2%)	82/109 (75.2%)
Placebo	26/106 (24.5%)	68/107 (63.6%)

STUDY 2

Treatment Groups	Ulcer Healing/ No. Patients	
	2 wk	4 wk (Overall)
Sucralfate	8/24 (33%)	22/24 (92%)
Placebo	4/31 (13%)	18/31 (58%)

The sucralfate-placebo differences were statistically significant in both studies at 4 weeks but not at 2 weeks. The poorer result in the first study may have occurred because sucralfate was given 2 hours after meals and at bedtime rather than 1 hour before meals and at bedtime, the regimen used in international studies and in the second United States study. In addition, in the first study liquid antacid was utilized as needed, whereas in the second study antacid tablets were used.

Maintenance Therapy After Healing of Duodenal Ulcer

Two double-blind randomized placebo-controlled U.S. multicenter trials have demonstrated that sucralfate (1 g bid) is effective as maintenance therapy following healing of duodenal ulcers.

In one study, endoscopies were performed monthly for 4 months. Of the 254 patients who enrolled, 239 were analyzed in the intention-to-treat life table analysis presented below.

Drug	Duodenal Ulcer Recurrence Rate (%)				
	n	1	2	3	4
Sucralfate	122	20*	30*	38†	42†
Placebo	117	33	46	55	63

* P<0.05

† P<0.01

In this study, prn antacids were not permitted.

In the other study, scheduled endoscopies were performed at 6 and 12 months, but for-cause endoscopies were permitted as symptoms dictated. Median symptom scores between the sucralfate and placebo groups were not significantly different. A life table intention-to-treat analysis for the 94 patients enrolled in the trial had the following results:

Duodenal Ulcer Recurrence Rate (%)

Drug	n	6 Months	12 Months
Sucralfate	48	19*	27*
Placebo	46	54	65

* P<0.002

In this study, prn antacids were permitted.

Data from placebo-controlled studies longer than 1 year are not available.

INDICATIONS AND USAGE

Sucralfate is indicated in:

- Short-term treatment (up to 8 weeks) of active duodenal ulcer. While healing with sucralfate may occur during the first week or two, treatment should be continued for 4 to 8 weeks unless healing has been demonstrated by x-ray or endoscopic examination.
- Maintenance therapy for duodenal ulcer patients at reduced dosage after healing of acute ulcers.

CONTRAINDICATIONS

There are no known contraindications to the use of sucralfate.

PRECAUTIONS

Duodenal ulcer is a chronic, recurrent disease. While short-term treatment with sucralfate can result in complete healing of the ulcer, a successful course of treatment with sucralfate should not be expected to alter the posthealing frequency or severity of duodenal ulceration.

Special Populations: Chronic Renal Failure and Dialysis Patients

When sucralfate is administered orally, small amounts of aluminum are absorbed from the gastrointestinal tract. Concomitant use of sucralfate with other products that contain aluminum, such as aluminum-containing antacids, may increase the total body burden of aluminum. Patients with normal renal function receiving the recommended doses of sucralfate and aluminum-containing products adequately excrete aluminum in the urine. Patients with chronic renal failure or those receiving dialysis have impaired excretion of absorbed aluminum. In addition, aluminum does not cross dialysis membranes because it is bound to albumin and transferrin plasma proteins. Aluminum accumulation and toxicity (aluminum osteodystrophy, osteomalacia, encephalopathy) have been described in patients with renal impairment. Sucralfate should be used with caution in patients with chronic renal failure.

Drug Interactions

Some studies have shown that simultaneous sucralfate administration in healthy volunteers reduced the extent of absorption (bioavailability) of single doses of the following: cimetidine, digoxin, fluoroquinolone antibiotics, ketoconazole, l-thyroxine, phenytoin, quinidine, ranitidine, tetracycline, and theophylline. Subtherapeutic prothrombin times with concomitant warfarin and sucralfate therapy have been reported in spontaneous and published case reports. However, two clinical studies have demonstrated no change in either serum warfarin concentration or prothrombin time with the addition of sucralfate to chronic warfarin therapy.

The mechanism of these interactions appears to be nonsystemic in nature, presumably resulting from sucralfate binding to the concomitant agent in the gastrointestinal tract. In all cases studied to date (cimetidine, ciprofloxacin, digoxin, norfloxacin, ofloxacin, and ranitidine), dosing the concomitant

medication 2 hours before sucralfate eliminated the interaction. Because of the potential of sucralfate to alter the absorption of some drugs, sucralfate should be administered separately from other drugs when alterations in bioavailability are felt to be critical. In these cases, patients should be monitored appropriately.

Carcinogenesis, Mutagenesis, Impairment of Fertility

Chronic oral toxicity studies of 24 months' duration were conducted in mice and rats at doses up to 1 g/kg (12 times the human dose).

There was no evidence of drug-related tumorigenicity. A reproduction study in rats at doses up to 38 times the human dose did not reveal any indication of fertility impairment. Mutagenicity studies were not conducted.

Pregnancy

Teratogenic effects. Pregnancy Category B.

Teratogenicity studies have been performed in mice, rats, and rabbits at doses up to 50 times the human dose and have revealed no evidence of harm to the fetus due to sucralfate. There are, however, no adequate and well-controlled studies in pregnant women. Because animal reproduction studies are not always predictive of human response, this drug should be used during pregnancy only if clearly needed.

Nursing Mothers

It is not known whether this drug is excreted in human milk. Because many drugs are excreted in human milk, caution should be exercised when sucralfate is administered to a nursing woman.

Pediatric Use

Safety and effectiveness in pediatric patients have not been established.

ADVERSE REACTIONS

Adverse reactions to sucralfate in clinical trials were minor and only rarely led to discontinuation of the drug. In studies involving over 2700 patients treated with sucralfate tablets, adverse effects were reported in 129 (4.7%).

Constipation was the most frequent complaint (2%). Other adverse effects reported in less than 0.5% of the patients are listed below by body system:

Gastrointestinal: diarrhea, nausea, vomiting, gastric discomfort, indigestion, flatulence, dry mouth

Dermatological: pruritus, rash

Nervous System: dizziness, insomnia, sleepiness, vertigo

Other: back pain, headache

Postmarketing reports of hypersensitivity reactions, including urticaria (hives), angioedema, respiratory difficulty, rhinitis, laryngospasm, and facial swelling have been reported in patients receiving sucralfate tablets. Similar events were reported with sucralfate suspension. However, a causal relationship has not been established.

Bezoars have been reported in patients treated with sucralfate. The majority of patients had underlying medical conditions that may predispose to bezoar formation (such as delayed gastric emptying) or were receiving concomitant enteral tube feedings.

Inadvertent injection of insoluble sucralfate and its insoluble excipients has led to fatal complications, including pulmonary and cerebral emboli. Sucralfate is **not** intended for intravenous administration.

OVERDOSAGE

Due to limited experience in humans with overdosage of sucralfate, no specific treatment recommendations can be given. Acute oral toxicity studies in animals, however, using doses up to 12 g/kg body weight, could not find a lethal dose. Sucralfate is only minimally absorbed from the gastrointestinal tract. Risks associated with acute overdosage should, therefore, be minimal. In rare reports describing sucralfate overdose, most patients remained asymptomatic. Those few reports where adverse events were described included symptoms of dyspepsia, abdominal pain, nausea, and vomiting.

DOSAGE AND ADMINISTRATION

Active Duodenal Ulcer. The recommended adult oral dosage for duodenal ulcer is 1 g four times a day on an empty stomach.

Antacids may be prescribed as needed for relief of pain but should not be taken within one-half hour before or after sucralfate.

While healing with sucralfate may occur during the first week or two, treatment should be continued for 4 to 8 weeks unless healing has been demonstrated by x-ray or endoscopic examination.

Maintenance Therapy. The recommended adult oral dosage is 1 g twice a day.

HOW SUPPLIED

Repackaged by Aphenia Pharma Solutions - TN.
See **Repackaging Information** for available configurations.



Sucralfate 1-g tablets are supplied in bottles of 90, 100, 360 and 500.
Light blue, scored, oblong tablets are engraved **WATSON 780** on one side and are blank with bisect on the other.

Prescribing Information as of June 2008A

Manufactured for:
Watson Laboratories, Inc.
Corona, CA 92880 USA

Manufactured by:
sanofi-aventis U.S. LLC
Kansas City, MO 64137 USA
50088983

Repackaging Information

Please reference the **How Supplied** section listed above for a description of individual tablets or capsules. This drug product has been received by Aphenia Pharma - TN in a manufacturer or distributor packaged configuration and repackaged in full compliance with all applicable cGMP regulations. The package configurations available from Aphenia are listed below:

Count	1Gm
90	43353-061-60
120	43353-061-70
360	43353-061-94

Store between 20°-25°C (68°-77°F). See USP Controlled Room Temperature. Dispense in a tight light-resistant container as defined by USP. Keep this and all drugs out of the reach of children.

Repackaged by:



Cookeville, TN 38506

20140502SC

PRINCIPAL DISPLAY PANEL - 1Gm

NDC 43353-061 - **Sucralfate** 1Gm - Rx Only

NDC # 43353-0061-60

Sucralfate 1Gm
90 Tablets

Store between 20-25 degrees C (68-77 degrees F).
See USP Controlled Room Temperature.
Dispense in a tight light-resistant container as defined by USP.
Keep this and all drugs out of the reach of children.

Mfg. By: Sanofi-Aventis U.S. LLC
Kansas City, MO
Repackaged by Aphena Pharma
Cookeville, TN 38506

N 43353-0061-60

N 43353-0061-60

Batch:
Exp:
Lot:

RX Only

N 43353-0061-60

Sucralfate 1Gm 90 Tablets

SUCRALFATE

sucralfate tablet

Product Information

Product Type	HUMAN PRESCRIPTION DRUG	Item Code (Source)	NDC:43353-061(NDC:0591-0780)
Route of Administration	ORAL		

Active Ingredient/Active Moiety

Ingredient Name		Basis of Strength	Strength	
SUCRALFATE (UNII: XX73205DH5) (SUCRALFATE - UNII:XX73205DH5)		SUCRALFATE	1 g	
Inactive Ingredients				
Ingredient Name		Strength		
MAGNESIUM STEARATE (UNII: 70097M6I30)				
CELLULOSE, MICROCRYSTALLINE (UNII: OPIR32D61U)				
FD&C BLUE NO. 1 (UNII: H3R47K3TBD)				
STARCH, CORN (UNII: O8232NY3SJ)				
Product Characteristics				
Color	BLUE (Light blue)	Score	2 pieces	
Shape	OVAL (Oblong)	Size	19 mm	
Flavor		Imprint Code	WATSON;780	
Contains				
Packaging				
#	Item Code	Package Description	Marketing Start Date	Marketing End Date
1	NDC:43353-061-60	90 in 1 BOTTLE, PLASTIC		
2	NDC:43353-061-70	120 in 1 BOTTLE, PLASTIC		
3	NDC:43353-061-94	360 in 1 BOTTLE, PLASTIC		
Marketing Information				
Marketing Category	Application Number or Monograph Citation	Marketing Start Date	Marketing End Date	
NDA	NDA018333	11/01/1996		

Labeler - Aphena Pharma Solutions - Tennessee, LLC (128385585)

Establishment

Name	Address	ID/FEI	Business Operations
Aphena Pharma Solutions - Tennessee, LLC		128385585	Repack(43353-061)

Revised: 5/2014

Aphena Pharma Solutions - Tennessee, LLC