

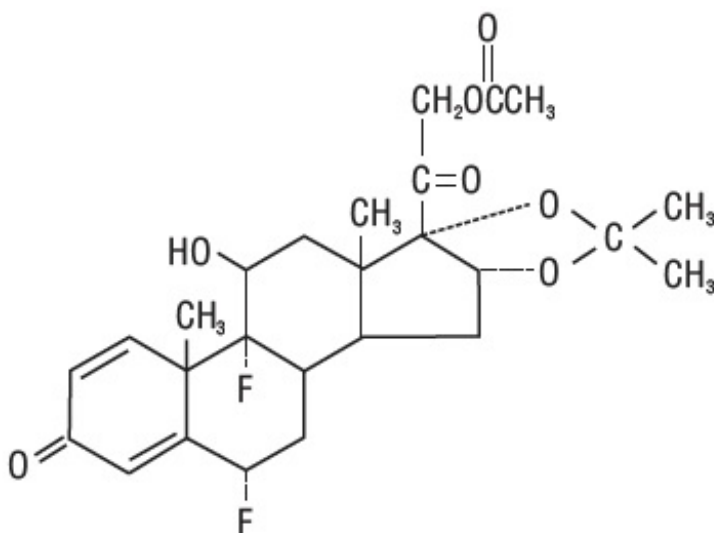
**FLUOCINONIDE- fluocinonide ointment**  
**Lupin Pharmaceuticals, Inc.**

-----  
**Fluocinonide Ointment USP, 0.05%**

**Rx only**

**DESCRIPTION**

Fluocinonide Ointment USP, 0.05% is intended for topical administration. The active component is the corticosteroid fluocinonide, which is the 21-acetate ester of fluocinolone acetonide and has the chemical name pregna-1,4-diene-3,20-dione,21-(acetyloxy) -6,9-difluoro-11-hydroxy-16,17-[(1-methylethylidene)bis(oxy)]-, (6 $\alpha$ ,11 $\beta$ ,16 $\alpha$ )-. It has the following chemical structure:



Fluocinonide Ointment USP, 0.05% contains fluocinonide 0.5 mg/g in a specially formulated ointment base consisting of mono and di glycerides, propylene carbonate, propylene glycol, white petrolatum and white wax. It provides the occlusive and emollient effects desirable in an ointment.

In this formulation, the active ingredient is totally in solution.

**CLINICAL PHARMACOLOGY**

Topical corticosteroids share anti-inflammatory, anti-pruritic and vasoconstrictive actions.

The mechanism of anti-inflammatory activity of the topical corticosteroids is unclear. Various laboratory methods, including vasoconstrictor assays, are used to compare and predict potencies and/or clinical efficacies of the topical corticosteroids. There is some evidence to suggest that a recognizable correlation exists between vasoconstrictor potency and therapeutic efficacy in man.

**Pharmacokinetics**

The extent of percutaneous absorption of topical corticosteroids is determined by many factors including the vehicle, the integrity of the epidermal barrier, and the use of occlusive dressings.

Topical corticosteroids can be absorbed from normal intact skin. Inflammation and/or other disease processes in the skin increase percutaneous absorption. Occlusive dressings substantially increase the percutaneous absorption of topical corticosteroids. Thus, occlusive dressings may be a valuable

therapeutic adjunct for treatment of resistant dermatoses (see DOSAGE AND ADMINISTRATION).

Once absorbed through the skin, topical corticosteroids are handled through pharmacokinetic pathways similar to systemically administered corticosteroids. Corticosteroids are bound to plasma proteins in varying degrees.

Corticosteroids are metabolized primarily in the liver and are then excreted by the kidneys. Some of the topical corticosteroids and their metabolites are also excreted into the bile.

## **INDICATIONS AND USAGE**

Fluocinonide Ointment USP, 0.05% is indicated for the relief of the inflammatory and pruritic manifestations of corticosteroid-responsive dermatoses.

## **CONTRAINDICATIONS**

Topical corticosteroids are contraindicated in those patients with a history of hypersensitivity to any of the components of the preparations.

## **PRECAUTIONS**

### **General**

Systemic absorption of topical corticosteroids has produced reversible hypothalamic-pituitary-adrenal (HPA) axis suppression, manifestations of Cushing's syndrome, hyperglycemia, and glucosuria in some patients.

Conditions which augment systemic absorption include the application of the more potent steroids, use over large surface areas, prolonged use, and the addition of occlusive dressings.

Therefore, patients receiving a large dose of a potent topical steroid applied to a large surface area or under an occlusive dressing should be evaluated periodically for evidence of HPA axis suppression by using the urinary free cortisol and ACTH stimulation tests. If HPA axis suppression is noted, an attempt should be made to withdraw the drug, to reduce the frequency of application, or to substitute a less potent steroid.

Recovery of HPA axis function is generally prompt and complete upon discontinuation of the drug. Infrequently, signs and symptoms of steroid withdrawal may occur, requiring supplemental systemic corticosteroids.

Children may absorb proportionally larger amounts of topical corticosteroids and thus be more susceptible to systemic toxicity (see PRECAUTIONS - Pediatric Use). If irritation develops, topical corticosteroids should be discontinued and appropriate therapy instituted.

As with any topical corticosteroid product, prolonged use may produce atrophy of the skin and subcutaneous tissues. When used on intertriginous or flexor areas, or on the face, this may occur even with short-term use.

In the presence of dermatological infections, the use of an appropriate antifungal or antibacterial agent should be instituted. If a favorable response does not occur promptly, the corticosteroid should be discontinued until the infection has been adequately controlled.

### **Information for the Patient**

Patients using topical corticosteroids should receive the following information and instructions:

1. This medication is to be used as directed by the physician. It is for external use only. Avoid contact with the eyes.
2. Patients should be advised to wash their hands after each application.
3. Patients should be advised not to use this medication for any disorder other than that for which it

was prescribed.

4. The treated skin area should not be bandaged or otherwise covered or wrapped as to be occlusive unless directed by the physician.
5. Patients should report any signs of local adverse reactions, especially under occlusive dressing.
6. Parents of pediatric patients should be advised not to use tight-fitting diapers or plastic pants on a child being treated in the diaper area, as these garments may constitute occlusive dressings.

### **Laboratory Tests**

The following tests may be helpful in evaluating the HPA axis suppression:

Urinary free cortisol test

ACTH stimulation test

### **Carcinogenesis, Mutagenesis, and Impairment of Fertility**

Long-term animal studies have not been performed to evaluate the carcinogenic potential or the effect on fertility of topical corticosteroids.

Studies to determine mutagenicity with prednisolone and hydrocortisone have revealed negative results.

### **Pregnancy Category C**

Corticosteroids are generally teratogenic in laboratory animals when administered systemically at relatively low dosage levels. The more potent corticosteroids have been shown to be teratogenic after dermal application in laboratory animals. There are no adequate and well-controlled studies in pregnant women on teratogenic effects from topically applied corticosteroids. Therefore, topical corticosteroids should be used during pregnancy only if the potential benefit justifies the potential risk to the fetus. Drugs of this class should not be used extensively on pregnant patients, in large amounts, or for prolonged periods of time.

### **Nursing Mothers**

It is not known whether topical administration of corticosteroids could result in sufficient systemic absorption to produce detectable quantities in breast milk. Systemically administered corticosteroids are secreted into breast milk in quantities not likely to have a deleterious effect on the infant. Nevertheless, caution should be exercised when topical corticosteroids are administered to a nursing woman.

### **Pediatric Use**

Pediatric patients may demonstrate greater susceptibility to topical corticosteroid-induced hypothalamic- pituitary-adrenal (HPA) axis suppression and Cushing's syndrome than mature patients because of a larger skin surface area to body weight ratio.

HPA axis suppression, Cushing's syndrome, and intracranial hypertension have been reported in children receiving topical corticosteroids. Manifestations of adrenal suppression in children include linear growth retardation, delayed weight gain, low plasma cortisol levels, and absence of response to ACTH stimulation. Manifestations of intracranial hypertension include bulging fontanelles, headaches, and bilateral papilledema.

Administration of topical corticosteroids to children should be limited to the least amount compatible with an effective therapeutic regimen. Chronic corticosteroid therapy may interfere with the growth and development of children.

### **ADVERSE REACTIONS**

The following local adverse reactions are reported infrequently with topical corticosteroids, but may occur more frequently with the use of occlusive dressings. These reactions are listed in an approximate decreasing order of occurrence:

Burning  
Itching  
Irritation  
Dryness  
Folliculitis  
Hypertrichosis  
Acneiform Eruptions  
Hypopigmentation  
Perioral Dermatitis  
Allergic Contact Dermatitis  
Maceration of the Skin  
Secondary Infection  
Skin Atrophy  
Striae  
Miliaria

#### **OVERDOSAGE**

Topically applied corticosteroids can be absorbed in sufficient amounts to produce systemic effects (see PRECAUTIONS).

#### **DOSAGE AND ADMINISTRATION**

Fluocinonide Ointment USP, 0.05% is generally applied to the affected area as a thin film from two to four times daily depending on the severity of the condition.

Occlusive dressings may be used for the management of psoriasis or recalcitrant conditions.

If an infection develops, the use of the occlusive dressings should be discontinued and appropriate antimicrobial therapy instituted.

#### **HOW SUPPLIED**

Fluocinonide Ointment, 0.05% is supplied in

15 g Tube – NDC 43386-095-60

30 g Tube – NDC 43386-095-62

60 g Tube – NDC 43386-095-61

Store at 20°-25°C (68°-77°F). Avoid temperature over 30°C (86°F).

Manufactured for:

**Lupin Pharmaceuticals, Inc.**

Baltimore, Maryland 21202

United States

Manufactured by:

**Lupin Limited**

Pithampur (M.P.) 454 775, INDIA

Revised: January 2018

ID#: 254172

**PACKAGE LABEL.PRINCIPAL DISPLAY PANEL**

Container Label- 15 g

**Each gram contains:** 0.5 mg fluocinonide solubilized in an ointment base consisting of mono and diglycerides, propylene carbonate, propylene glycol, white petrolatum and white wax.


**Usual dosage:** A small amount should be gently massaged into the affected area two to four times daily, as needed. See package insert for full prescribing information.

**Storage:** Store at 20° to 25°C (68° to 77°F). Avoid temperature above 30°C (86°F).

**To Open:** Use pointed end on cap to puncture seal.  
For lot number and expiration date, see crimp of tube.  
Filled by weight not volume.

Manufactured for: **Lupin Pharmaceuticals, Inc.** Baltimore, Maryland 21202 United States  
Manufactured by: **Lupin Limited** Pithampur (M.P.) 454 775, INDIA

M.L. 25/01/2016  
254106



N 3 4 3 3 8 6 1 0 9 5 6 0 5


**NDC 43386-095-60**

**Fluocinonide Ointment USP**

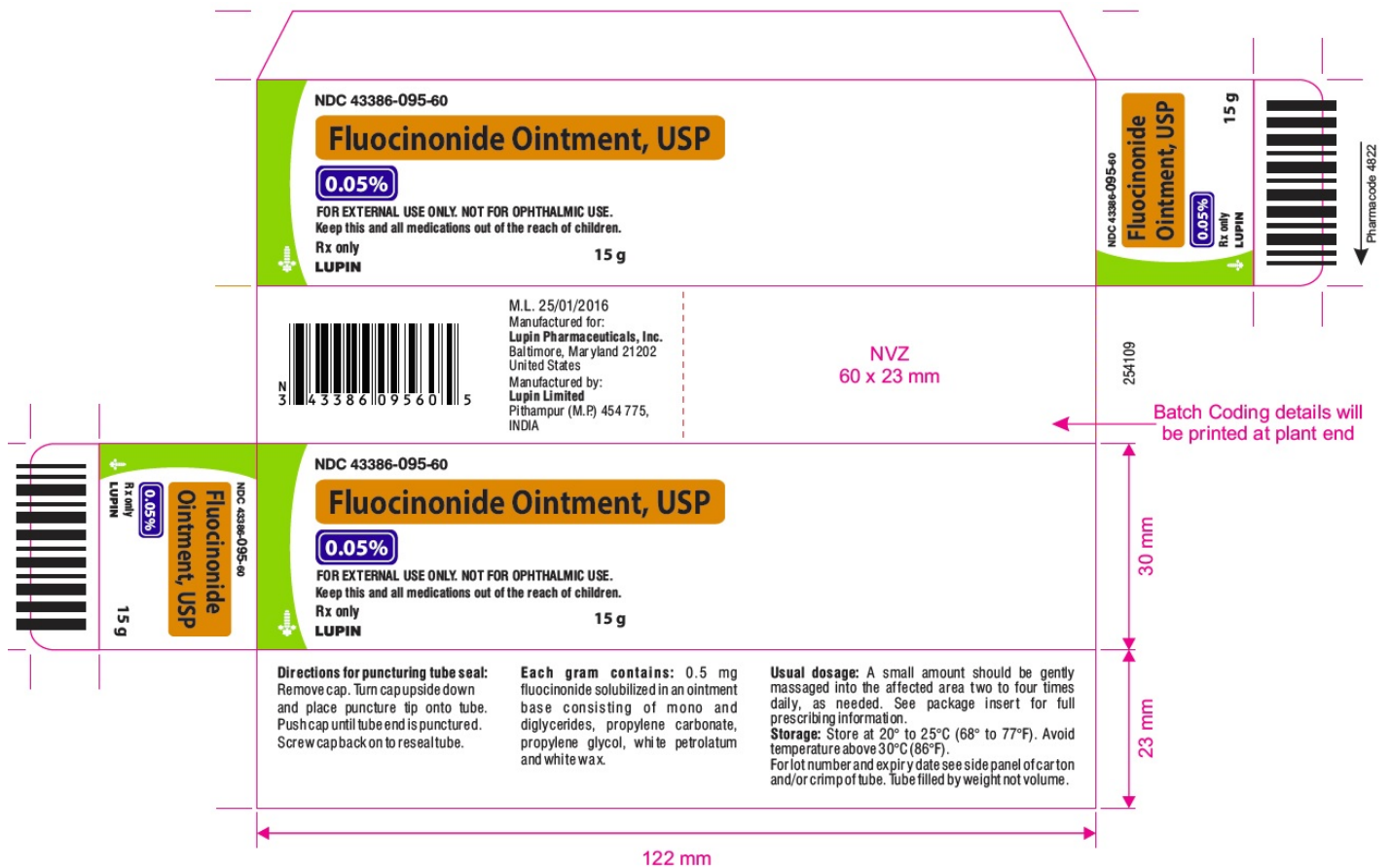
**0.05%**

FOR EXTERNAL USE ONLY. NOT FOR OPHTHALMIC USE.  
Keep this and all medications out of the reach of children.

Rx only  
**LUPIN** **15 g**



Carton Label- 15 g



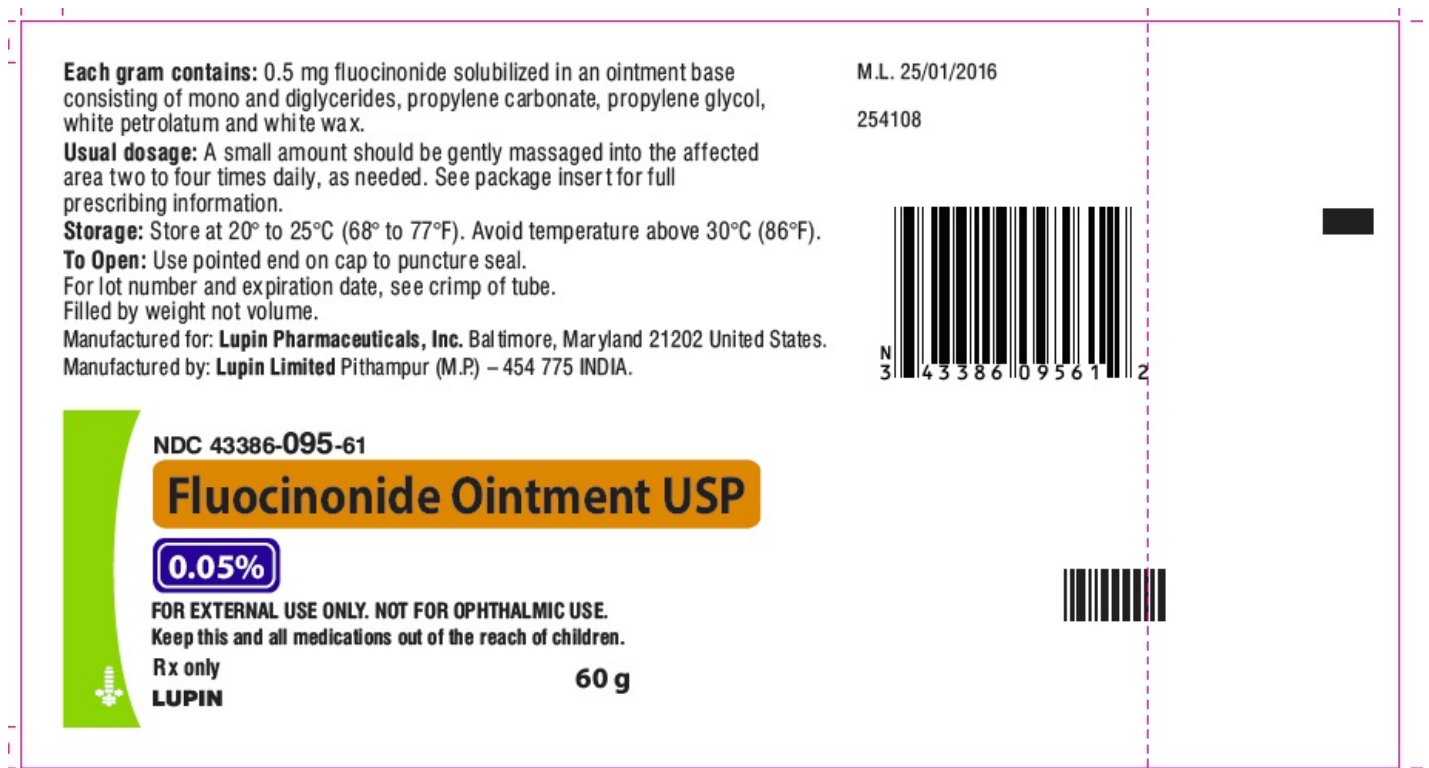
Container Label- 30 g



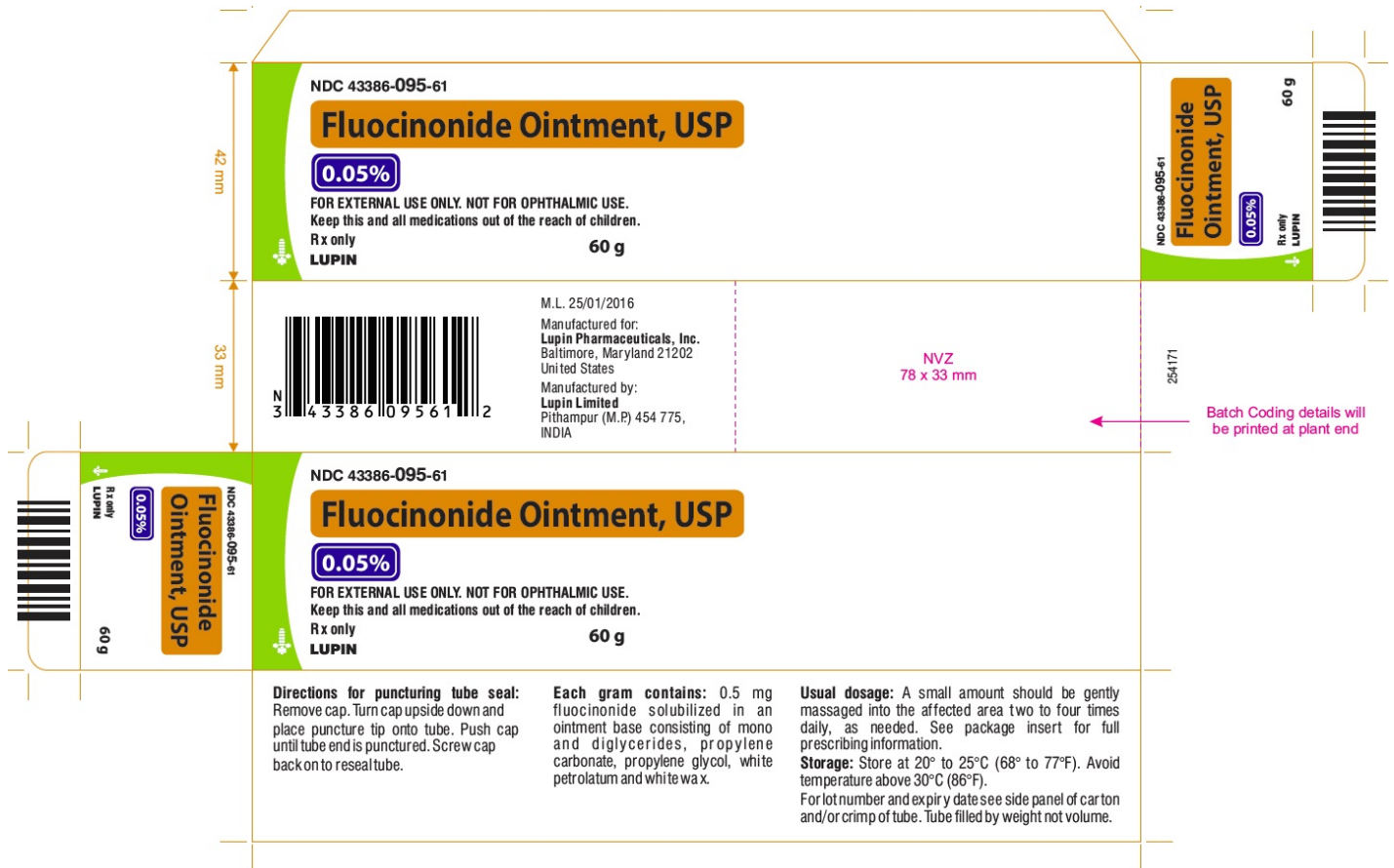
Carton Label- 30 g



Container Label- 60 g



Carton Label- 60 g



## FLUOCINONIDE

fluocinonide ointment

### Product Information

<b>Product Type</b>	HUMAN PRESCRIPTION DRUG	<b>Item Code (Source)</b>	NDC:43386-095
<b>Route of Administration</b>	TOPICAL		

### Active Ingredient/Active Moiety

Ingredient Name	Basis of Strength	Strength
FLUOCINONIDE (UNII: 2W4A77YPAN) (FLUOCINONIDE - UNII:2W4A77YPAN)	FLUOCINONIDE	0.5 mg in 1 g

### Inactive Ingredients

Ingredient Name	Strength
PETROLATUM (UNII: 4T6H12BN9U)	
PROPYLENE GLYCOL (UNII: 6DC9Q167V3)	
GLYCERYL MONOSTEARATE (UNII: 230OU9XXE4)	
PROPYLENE CARBONATE (UNII: 8D08K3S51E)	
WHITE WAX (UNII: 7G1J5DA97F)	

### Packaging



#	Item Code	Package Description	Marketing Start Date	Marketing End Date
1	NDC:43386-095-61	1 in 1 CARTON	07/31/2017	
1		60 g in 1 TUBE; Type 0: Not a Combination Product		
2	NDC:43386-095-60	1 in 1 CARTON	07/31/2017	
2		15 g in 1 TUBE; Type 0: Not a Combination Product		
3	NDC:43386-095-62	1 in 1 CARTON	07/31/2017	
3		30 g in 1 TUBE; Type 0: Not a Combination Product		

### Marketing Information

Marketing Category	Application Number or Monograph Citation	Marketing Start Date	Marketing End Date
ANDA	ANDA207538	07/31/2017	

**Labeler** - Lupin Pharmaceuticals, Inc. (089153071)

**Registrant** - Novel Laboratories, Inc. (793518643)

### Establishment

Name	Address	ID/FEI	Business Operations
Lupin Limited		650595213	ANALYSIS(43386-095) , MANUFACTURE(43386-095) , PACK(43386-095)

### Establishment

Name	Address	ID/FEI	Business Operations
Novel Laboratories, Inc.		793518643	ANALYSIS(43386-095) , MANUFACTURE(43386-095) , PACK(43386-095)

Revised: 2/2018

Lupin Pharmaceuticals, Inc.