

**GLIMEPIRIDE- glimepiride tablet**  
**St. Mary's Medical Park Pharmacy**

-----

**HIGHLIGHTS OF PRESCRIBING INFORMATION**

**These highlights do not include all the information needed to use GLIMEPIRIDE TABLETS safely and effectively. See full prescribing information for GLIMEPIRIDE TABLETS.**

**GLIMEPIRIDE Tablets USP for oral use**

**Initial U.S. Approval: 1995**

-----  
**INDICATIONS AND USAGE**  
-----

Glimepiride is a sulfonylurea indicated as an adjunct to diet and exercise to improve glycemic control in adults with type 2 diabetes mellitus ( 1.1)

Important Limitations of Use:

- Not for treating type 1 diabetes mellitus or diabetic ketoacidosis ( 1.1)

-----  
**DOSAGE AND ADMINISTRATION**  
-----

- Recommended starting dose is 1 or 2 mg once daily. Increase in 1 or 2 mg increments no more frequently than every 1 to 2 weeks based on glycemic response. Maximum recommended dose is 8 mg once daily ( 2.1)
- Administer with breakfast or first meal of the day. ( 2.1 )
- Use 1 mg starting dose and titrate slowly in patients at increased risk for hypoglycemia (e.g., elderly, patients with renal impairment) ( 2.1)

-----  
**DOSAGE FORMS AND STRENGTHS**  
-----

Tablets (scored): 1 mg, 2 mg, 4 mg ( 3)

-----  
**CONTRAINDICATIONS**  
-----

- Hypersensitivity to glimepiride or any of the product's ingredients ( 4)
- Hypersensitivity to sulfonamide derivatives ( 4)

-----  
**WARNINGS AND PRECAUTIONS**  
-----

- Hypoglycemia: May be severe. Ensure proper patient selection, dosing, and instructions, particularly in at-risk populations (e.g., elderly, renally impaired) and when used with other anti-diabetic medications ( 5.1).
- Hypersensitivity Reactions: Postmarketing reports include anaphylaxis, angioedema and Stevens-Johnson Syndrome. Promptly discontinue glimepiride, assess for other causes, institute appropriate monitoring and treatment, and initiate alternative treatment for diabetes ( 5.2).
- Hemolytic Anemia: Can occur if glucose 6-phosphate dehydrogenase (G6PD) deficient. Consider a non-sulfonylurea alternative. ( 5.3).
- Potential Increased Risk of Cardiovascular Mortality with Sulfonylureas: Inform patient of risks, benefits and treatment alternatives ( 5.4).
- Macrovascular Outcomes: No clinical studies establishing conclusive evidence of macrovascular risk reduction with glimepiride or any other anti-diabetic drug ( 5.5).

-----  
**ADVERSE REACTIONS**  
-----

Common adverse reactions in clinical trials ( $\geq 5\%$  and more common than with placebo) include hypoglycemia, headache, nausea, and dizziness ( 6.1).  
To report SUSPECTED ADVERSE REACTIONS, contact Accord Healthcare Inc. at 1-866-941-7875 or www.accordhealthcare.us or FDA at 1-800-FDA-1088 or www.fda.gov/medwatch . (6)

-----**DRUG INTERACTIONS**-----

- Certain medications may affect glucose metabolism, requiring glimepiride dose adjustment and close monitoring of blood glucose ( 7.1).
- Miconazole: Severe hypoglycemia can occur when glimepiride and oral miconazole are used concomitantly ( 7.2).
- Cytochrome P450 2C9 interactions: Inhibitors and inducers of cytochrome P450 2C9 may affect glycemic control by altering glimepiride plasma concentrations ( 7.3).
- Colesevelam: Coadministration may reduce glimepiride absorption. Glimepiride should be administered at least 4 hours prior to colesevelam ( 2.1, 7.4).

-----**USE IN SPECIFIC POPULATIONS**-----

Pregnancy: Based on animal data, may cause fetal harm ( 8.1).  
Nursing Mothers: Discontinue glimepiride or nursing taking into consideration the importance of glimepiride to the mother ( 8.3).  
Pediatric Patients: Not recommended because of adverse effects on body weight and hypoglycemia ( 8.4).  
Geriatric or Renally Impaired Patients: At risk for hypoglycemia with glimepiride. Use caution in dose selection and titration, and monitor closely ( 8.5, 8.6).  
(8)

**See 17 for PATIENT COUNSELING INFORMATION.**

**Revised: 12/2022**

---

**FULL PRESCRIBING INFORMATION: CONTENTS\***

**1 INDICATIONS AND USAGE**

**1.1 Important Limitations of Use**

**2 DOSAGE AND ADMINISTRATION**

**2.1 Recommended Dosing**

**3 DOSAGE FORMS AND STRENGTHS**

**4 CONTRAINDICATIONS**

**5 WARNINGS AND PRECAUTIONS**

**5.1 Hypoglycemia**

**5.2 Hypersensitivity Reactions**

**5.3 Hemolytic Anemia**

**5.4 Increased Risk of Cardiovascular Mortality with Sulfonylureas**

**5.5 Macrovascular Outcomes**

**6 ADVERSE REACTIONS**

**6.1 Clinical Trials Experience**

**6.2 Postmarketing Experience**

**7 DRUG INTERACTIONS**

**7.1 Drugs Affecting Glucose Metabolism**

**7.2 Miconazole**

**7.3 Cytochrome P450 2C9 Interactions**

**7.4 Concomitant Administration of Colesevelam**

**8 USE IN SPECIFIC POPULATIONS**

**8.1 Pregnancy**

**8.3 Nursing Mothers**

**8.4 Pediatric Use**

- 8.5 Geriatric Use**
- 8.6 Renal Impairment**
- 10 OVERDOSAGE**
- 11 DESCRIPTION**
- 12 CLINICAL PHARMACOLOGY**
  - 12.1 Mechanism of Action**
  - 12.2 Pharmacodynamics**
  - 12.3 Pharmacokinetics**
- 13 NONCLINICAL TOXICOLOGY**
  - 13.1 Carcinogenesis, Mutagenesis, and Impairment of Fertility**
- 14 CLINICAL STUDIES**
  - 14.1 Monotherapy**
- 16 HOW SUPPLIED/STORAGE AND HANDLING**
- 17 PATIENT COUNSELING INFORMATION**

\* Sections or subsections omitted from the full prescribing information are not listed.

---

## **FULL PRESCRIBING INFORMATION**

### **1 INDICATIONS AND USAGE**

Glimepiride tablets, USP are indicated as an adjunct to diet and exercise to improve glycemic control in adults with type 2 diabetes mellitus [see *Clinical Studies* ( 14.1)].

#### **1.1 Important Limitations of Use**

Glimepiride tablets, USP should not be used for the treatment of type 1 diabetes mellitus or diabetic ketoacidosis, as it would not be effective in these settings.

### **2 DOSAGE AND ADMINISTRATION**

#### **2.1 Recommended Dosing**

Glimepiride tablets should be administered with breakfast or the first main meal of the day.

The recommended starting dose of glimepiride tablet is 1 mg or 2 mg once daily. Patients at increased risk for hypoglycemia (e.g., the elderly or patients with renal impairment) should be started on 1 mg once daily [see *Warnings and Precautions* ( 5.1) and *Use in Specific Populations* ( 8.5, 8.6)].

After reaching a daily dose of 2 mg, further dose increases can be made in increments of 1 mg or 2 mg based upon the patient's glycemic response. Uptitration should not occur more frequently than every 1 to 2 weeks. A conservative titration scheme is recommended for patients at increased risk for hypoglycemia [see *Warnings and Precautions* ( 5.1) and *Use in Specific Populations* ( 8.5, 8.6)].

The maximum recommended dose is 8 mg once daily.

Patients being transferred to glimepiride from longer half-life sulfonylureas (e.g., chlorpropamide) may have overlapping drug effect for 1 to 2 weeks and should be appropriately monitored for hypoglycemia.

When colesevelam is coadministered with glimepiride, maximum plasma concentration and total exposure to glimepiride is reduced. Therefore, glimepiride should be administered at least 4 hours prior to colesevelam.

### **3 DOSAGE FORMS AND STRENGTHS**

Glimepiride tablets, USP are formulated as tablets of:

- 1 mg tablets (pink coloured, oval shaped, biconvex, uncoated tablets debossed with 'AHI 1' on one side and break line on the other)
- 2 mg tablets (green coloured, oval shaped, biconvex, uncoated tablets debossed with 'AHI 2' on one side and break line on the other)
- 4 mg tablets (blue coloured, oval shaped, biconvex, uncoated tablets debossed with 'AHI 4' on one side and break line on the other)

### **4 CONTRAINDICATIONS**

Glimepiride tablet is contraindicated in patients with a history of a hypersensitivity reaction to:

- Glimepiride or any of the product's ingredients [see *Warnings and Precautions* ( 5.2)].

Sulfonamide derivatives: Patients who have developed an allergic reaction to sulfonamide derivatives may develop an allergic reaction to glimepiride. Do not use glimepiride in patients who have a history of an allergic reaction to sulfonamide derivatives.

Reported hypersensitivity reactions include cutaneous eruptions with or without pruritus as well as more serious reactions (e.g. anaphylaxis, angioedema, Stevens-Johnson Syndrome, dyspnea) [see *Warnings and Precautions* ( 5.2) and *Adverse Reactions* ( 6.2)].

### **5 WARNINGS AND PRECAUTIONS**

#### **5.1 Hypoglycemia**

All sulfonylureas, including glimepiride, can cause severe hypoglycemia [see *Adverse Reactions* ( 6.1)]. The patient's ability to concentrate and react may be impaired as a result of hypoglycemia. These impairments may present a risk in situations where these abilities are especially important, such as driving or operating other machinery. Severe hypoglycemia can lead to unconsciousness or convulsions and may result in temporary or permanent impairment of brain function or death.

Patients must be educated to recognize and manage hypoglycemia. Use caution when initiating and increasing glimepiride doses in patients who may be predisposed to hypoglycemia (e.g., the elderly, patients with renal impairment, patients on other anti-diabetic medications). Debilitated or malnourished patients, and those with adrenal, pituitary, or hepatic impairment are particularly susceptible to the hypoglycemic action of glucose-lowering medications. Hypoglycemia is also more likely to occur when caloric

intake is deficient, after severe or prolonged exercise, or when alcohol is ingested.

Early warning symptoms of hypoglycemia may be different or less pronounced in patients with autonomic neuropathy, the elderly, and in patients who are taking beta-adrenergic blocking medications or other sympatholytic agents. These situations may result in severe hypoglycemia before the patient is aware of the hypoglycemia.

## **5.2 Hypersensitivity Reactions**

There have been postmarketing reports of hypersensitivity reactions in patients treated with glimepiride, including serious reactions such as anaphylaxis, angioedema, and Stevens-Johnson Syndrome. If a hypersensitivity reaction is suspected, promptly discontinue glimepiride, assess for other potential causes for the reaction, and institute alternative treatment for diabetes.

## **5.3 Hemolytic Anemia**

Sulfonylureas can cause hemolytic anemia in patients with glucose 6-phosphate dehydrogenase (G6PD) deficiency. Because glimepiride is a sulfonylurea, use caution in patients with G6PD deficiency and consider the use of a non-sulfonylurea alternative. There are also postmarketing reports of hemolytic anemia in patients receiving glimepiride who did not have known G6PD deficiency [see *Adverse Reactions* ( 6.2)].

## **5.4 Increased Risk of Cardiovascular Mortality with Sulfonylureas**

The administration of oral hypoglycemic drugs has been reported to be associated with increased cardiovascular mortality as compared to treatment with diet alone or diet plus insulin. This warning is based on the study conducted by the University Group Diabetes Program (UGDP), a long-term, prospective clinical trial designed to evaluate the effectiveness of glucose-lowering drugs in preventing or delaying vascular complications in patients with non-insulin-dependent diabetes. The study involved 823 patients who were randomly assigned to one of four treatment groups UGDP reported that patients treated for 5 to 8 years with diet plus a fixed dose of tolbutamide (1.5 grams per day) had a rate of cardiovascular mortality approximately 2-1/2 times that of patients treated with diet alone. A significant increase in total mortality was not observed, but the use of tolbutamide was discontinued based on the increase in cardiovascular mortality, thus limiting the opportunity for the study to show an increase in overall mortality. Despite controversy regarding the interpretation of these results, the findings of the UGDP study provide an adequate basis for this warning. The patient should be informed of the potential risks and advantages of glimepiride and of alternative modes of therapy.

Although only one drug in the sulfonylurea class (tolbutamide) was included in this study, it is prudent from a safety standpoint to consider that this warning may also apply to other oral hypoglycemic drugs in this class, in view of their close similarities in mode of action and chemical structure.

## **5.5 Macrovascular Outcomes**

There have been no clinical studies establishing conclusive evidence of macrovascular risk reduction with glimepiride or any other anti-diabetic drug.

# **6 ADVERSE REACTIONS**

The following serious adverse reactions are discussed in more detail below and elsewhere in the labeling:

Hypoglycemia [see Warnings and Precautions ( 5.1) ]

Hemolytic anemia [see Warnings and Precautions ( 5.3) ]

In clinical trials, the most common adverse reactions with glimepiride were hypoglycemia, dizziness, asthenia, headache, and nausea.

## 6.1 Clinical Trials Experience

Because clinical trials are conducted under widely varying conditions, adverse reaction rates observed in the clinical trials of a drug cannot be directly compared to rates in the clinical trials of another drug and may not reflect the rates observed in practice.

Approximately 2,800 patients with type 2 diabetes have been treated with glimepiride in the controlled clinical trials. In these trials, approximately 1,700 patients were treated with glimepiride for at least 1 year.

Table 1 summarizes adverse events, other than hypoglycemia, that were reported in 11 pooled placebo-controlled trials, whether or not considered to be possibly or probably related to study medication. Treatment duration ranged from 13 weeks to 12 months. Terms that are reported represent those that occurred at an incidence of  $\geq 5\%$  among glimepiride-treated patients and more commonly than in patients who received placebo.

Table 1: Eleven Pooled Placebo-Controlled Trials ranging from 13 weeks to 12 months: Adverse Events (Excluding Hypoglycemia) Occurring in  $\geq 5\%$  of glimepiride-treated Patients and at a Greater Incidence than with Placebo\*

	Glimepiride	Placebo
--	-------------	---------

	N=745	N=294
--	-------	-------

%	%	
---	---	--

Headache	8.2	7.8
----------	-----	-----

Accidental Injury †	5.8	3.4
---------------------	-----	-----

Flu Syndrome	5.4	4.4
--------------	-----	-----

Nausea	5.0	3.4
--------	-----	-----

Dizziness	5.0	2.4
-----------	-----	-----

\* Glimepiride doses ranged from 1 to 16 mg administered daily

† Insufficient information to determine whether any of the accidental injury events were associated with hypoglycemia

Hypoglycemia:

In a randomized, double-blind, placebo-controlled monotherapy trial of 14 weeks duration, patients already on sulfonylurea therapy underwent a 3-week washout period then were randomized to glimepiride 1 mg, 4 mg, 8 mg or placebo. Patients randomized to glimepiride 4 mg or 8 mg underwent forced-titration from an initial dose of 1 mg to these final doses, as tolerated [see Clinical Studies ( 14.1)]. The overall incidence of possible hypoglycemia (defined by the presence of at least one symptom that the investigator believed might be related to hypoglycemia; a concurrent glucose measurement was not required) was 4% for glimepiride 1 mg, 17% for glimepiride 4 mg, 16% for glimepiride 8 mg and 0% for placebo. All of these events were self-treated.

In a randomized, double-blind, placebo-controlled monotherapy trial of 22 weeks duration, patients received a starting dose of either 1 mg glimepiride or placebo daily.

The dose of glimepiride was titrated to a target fasting plasma glucose of 90 to 150 mg/dL. Final daily doses of glimepiride were 1, 2, 3, 4, 6 or 8 mg [see Clinical Studies ( 14.1)]. The overall incidence of possible hypoglycemia (as defined above for the 14-week trial) for glimepiride vs. placebo was 19.7% vs. 3.2%. All of these events were self-treated.

Weight gain: glimepiride, like all sulfonylureas, can cause weight gain [see Clinical Studies ( 14.1)].

Allergic Reactions: In clinical trials, allergic reactions, such as pruritus, erythema, urticaria, and morbilliform or maculopapular eruptions, occurred in less than 1% of glimepiride-treated patients. These may resolve despite continued treatment with glimepiride. There are postmarketing reports of more serious allergic reactions (e.g., dyspnea, hypotension, shock) [see Warnings and Precautions ( 5.2)].

Laboratory Tests:

Elevated Serum Alanine Aminotransferase (ALT): In 11 pooled placebo-controlled trials of glimepiride, 1.9% of glimepiride-treated patients and 0.8% of placebo-treated patients developed serum ALT greater than 2 times the upper limit of the reference range.

## 6.2 Postmarketing Experience

The following adverse reactions have been identified during post-approval use of glimepiride. Because these reactions are reported voluntarily from a population of uncertain size, it is not always possible to reliably estimate their frequency or establish a causal relationship to drug exposure.

- Serious hypersensitivity reactions, including anaphylaxis, angioedema, and Stevens-Johnson Syndrome [see *Warnings and Precautions* ( 5.2)]
- Hemolytic anemia in patients with and without G6PD deficiency [see *Warnings and Precautions* ( 5.3)]
- Impairment of liver function (e.g. with cholestasis and jaundice), as well as hepatitis, which may progress to liver failure.
- Porphyria cutanea tarda, photosensitivity reactions and allergic vasculitis
- Leukopenia, agranulocytosis, aplastic anemia, and pancytopenia
- Thrombocytopenia (including severe cases with platelet count less than 10,000/ $\mu$ L) and thrombocytopenic purpura
- Hepatic porphyria reactions and disulfiram-like reactions
- Hyponatremia and syndrome of inappropriate antidiuretic hormone secretion (SIADH), most often in patients who are on other medications or who have medical conditions known to cause hyponatremia or increase release of antidiuretic hormone
- Dysgeusia
- Alopecia

## 7 DRUG INTERACTIONS

### 7.1 Drugs Affecting Glucose Metabolism

A number of medications affect glucose metabolism and may require glimepiride dose adjustment and particularly close monitoring for hypoglycemia or worsening glycemic control.

The following are examples of medications that may increase the glucose-lowering effect of sulfonylureas including glimepiride, increasing the susceptibility to and/or intensity of hypoglycemia: oral anti-diabetic medications, pramlintide acetate, insulin, angiotensin converting enzyme (ACE) inhibitors, H<sub>2</sub> receptor antagonists, fibrates, propoxyphene, pentoxifylline, somatostatin analogs, anabolic steroids and androgens, cyclophosphamide, phenylramidol, guanethidine, fluconazole, sulfapyrazone, tetracyclines, clarithromycin, disopyramide, quinolones, and those drugs that are highly protein-bound, such as fluoxetine, nonsteroidal anti-inflammatory drugs, salicylates, sulfonamides, chloramphenicol, coumarins, probenecid and monoamine oxidase inhibitors. When these medications are administered to a patient receiving glimepiride, monitor the patient closely for hypoglycemia. When these medications are withdrawn from a patient receiving glimepiride, monitor the patient closely for worsening glycemic control.

The following are examples of medications that may reduce the glucose-lowering effect of sulfonylureas including glimepiride, leading to worsening glycemic control: danazol, glucagon, somatropin, protease inhibitors, atypical antipsychotic medications (e.g., olanzapine and clozapine), barbiturates, diazoxide, laxatives, rifampin, thiazides and other diuretics, corticosteroids, phenothiazines, thyroid hormones, estrogens, oral contraceptives, phenytoin, nicotinic acid, sympathomimetics (e.g., epinephrine, albuterol, terbutaline), and isoniazid. When these medications are administered to a patient receiving glimepiride, monitor the patient closely for worsening glycemic control. When these medications are withdrawn from a patient receiving glimepiride, monitor the patient closely for hypoglycemia.

Beta-blockers, clonidine, and reserpine may lead to either potentiation or weakening of glimepiride's glucose-lowering effect.

Both acute and chronic alcohol intake may potentiate or weaken the glucose-lowering action of glimepiride in an unpredictable fashion.

The signs of hypoglycemia may be reduced or absent in patients taking sympatholytic drugs such as beta-blockers, clonidine, guanethidine, and reserpine.

## **7.2 Miconazole**

A potential interaction between oral miconazole and sulfonylureas leading to severe hypoglycemia has been reported. Whether this interaction also occurs with other dosage forms of miconazole is not known.

## **7.3 Cytochrome P450 2C9 Interactions**

There may be an interaction between glimepiride and inhibitors (e.g., fluconazole) and inducers (e.g., rifampin) of cytochrome P450 2C9. Fluconazole may inhibit the metabolism of glimepiride, causing increased plasma concentrations of glimepiride which may lead to hypoglycemia. Rifampin may induce the metabolism of glimepiride, causing decreased plasma concentrations of glimepiride which may lead to worsening glycemic control.

## **7.4 Concomitant Administration of Colesevelam**

Colesevelam can reduce the maximum plasma concentration and total exposure of glimepiride when the two are coadministered. However, absorption is not reduced when



glimepiride is administered 4 hours prior to colesevelam. Therefore, glimepiride should be administered at least 4 hours prior to colesevelam.

## **8 USE IN SPECIFIC POPULATIONS**

### **8.1 Pregnancy**

#### **Pregnancy Category C**

There are no adequate and well-controlled studies of glimepiride in pregnant women. In animal studies there was no increase in congenital anomalies, but an increase in fetal deaths occurred in rats and rabbits at glimepiride doses 50 times (rats) and 0.1 times (rabbits) the maximum recommended human dose (based on body surface area). This fetotoxicity, observed only at doses inducing maternal hypoglycemia, is believed to be directly related to the pharmacologic (hypoglycemic) action of glimepiride and has been similarly noted with other sulfonylureas. Glimepiride should be used during pregnancy only if the potential benefit justifies the potential risk to the fetus. Because data suggest that abnormal blood glucose during pregnancy is associated with a higher incidence of congenital abnormalities, diabetes treatment during pregnancy should maintain blood glucose as close to normal as possible.

*Nonteratogenic Effects:* Prolonged severe hypoglycemia (4 to 10 days) has been reported in neonates born to mothers receiving a sulfonylurea at the time of delivery.

### **8.3 Nursing Mothers**

It is not known whether glimepiride is excreted in human milk. During pre- and post-natal studies in rats, significant concentrations of glimepiride were present in breast milk and the serum of the pups. Offspring of rats exposed to high levels of glimepiride during pregnancy and lactation developed skeletal deformities consisting of shortening, thickening, and bending of the humerus during the postnatal period. These skeletal deformations were determined to be the result of nursing from mothers exposed to glimepiride. Based on these animal data and the potential for hypoglycemia in a nursing infant, a decision should be made whether to discontinue nursing or discontinue glimepiride, taking into account the importance of glimepiride to the mother.

### **8.4 Pediatric Use**

The pharmacokinetics, efficacy and safety of glimepiride have been evaluated in pediatric patients with type 2 diabetes as described below. Glimepiride is not recommended in pediatric patients because of its adverse effects on body weight and hypoglycemia.

The pharmacokinetics of a 1 mg single dose of glimepiride was evaluated in 30 patients with type 2 diabetes (male = 7; female = 23) between ages 10 and 17 years. The mean ( $\pm$  SD) AUC<sub>(0-last)</sub> ( $339 \pm 203$  ng•hr/mL), C<sub>max</sub> ( $102 \pm 48$  ng/mL) and t<sub>1/2</sub> ( $3.1 \pm 1.7$  hours) for glimepiride were comparable to historical data from adults (AUC<sub>(0-last)</sub>  $315 \pm 96$  ng•hr/mL, C<sub>max</sub>  $103 \pm 34$  ng/mL and t<sub>1/2</sub>  $5.3 \pm 4.1$  hours).

The safety and efficacy of glimepiride in pediatric patients was evaluated in a single-blind, 24-week trial that randomized 272 patients (8 to 17 years of age) with type 2 diabetes to glimepiride (n=135) or metformin (n=137). Both treatment-naïve patients (those treated with only diet and exercise for at least 2 weeks prior to randomization) and previously

treated patients (those previously treated or currently treated with other oral antidiabetic medications for at least 3 months) were eligible to participate. Patients who were receiving oral antidiabetic agents at the time of study entry discontinued these medications before randomization without a washout period. Glimepiride was initiated at 1 mg, and then titrated up to 2, 4 or 8 mg (mean last dose 4 mg) through Week 12, targeting a self-monitored fasting fingerstick blood glucose < 126 mg/dL. Metformin was initiated at 500 mg twice daily and titrated at Week 12 up to 1000 mg twice daily (mean last dose 1365 mg).

After 24 weeks, the overall mean treatment difference in HbA1c between glimepiride and metformin was 0.2%, favoring metformin (95% confidence interval -0.3% to +0.6%).

Based on these results, the trial did not meet its primary objective of showing a similar reduction in HbA1c with glimepiride compared to metformin.

Table 2: Change from Baseline in HbA1C and Body Weight in Pediatric Patients Taking Glimepiride or Metformin

Metformin Glimepiride

Treatment-Naïve Patients\* N=69 N=72

HbA1C (%)

Baseline (mean) 8.2 8.3

Change from baseline (adjusted LS mean) + -1.2 -1.0

Adjusted Treatment Difference\*\* (95%CI) 0.2 (-0.3; 0.6)

Previously Treated Patients\* N=57 N=55

HbA1C (%)

Baseline (mean)

9.0

8.7

Change from baseline (adjusted LS mean) +

-0.2 0.2

Adjusted Treatment Difference\*\* (95%CI) 0.4 (-0.4; 1.2)

Body Weight (kg)\* N=126 N=129

Baseline (mean) 67.3 66.5

Change from baseline (adjusted LS mean) + 0.7 2.0

Adjusted Treatment Difference\*\* (95% CI) 1.3 (0.3; 2.3)

\* Intent-to-treat population using last-observation-carried-forward for missing data (Glimepiride, n=127; metformin, n=126)

+ adjusted for baseline HbA1c and Tanner Stage

\*\* Difference is Glimepiride - metformin with positive differences favoring metformin

The profile of adverse reactions in pediatric patients treated with glimepiride was similar to that observed in adults [see *Adverse Reactions* ( 6)].

Hypoglycemic events documented by blood glucose values <36 mg/dL were observed in 4% of pediatric patients treated with glimepiride and in 1% of pediatric patients treated with metformin. One patient in each treatment group experienced a severe hypoglycemic episode (severity was determined by the investigator based on observed

signs and symptoms).

## 8.5 Geriatric Use

In clinical trials of glimepiride, 1053 of 3491 patients (30%) were >65 years of age. No overall differences in safety or effectiveness were observed between these patients and younger patients, but greater sensitivity of some older individuals cannot be ruled out.

There were no significant differences in glimepiride pharmacokinetics between patients with type 2 diabetes  $\leq$ 65 years (n=49) and those >65 years (n=42) [see *Clinical Pharmacology* ( 12.3)].

Glimepiride is substantially excreted by the kidney. Elderly patients are more likely to have renal impairment. In addition, hypoglycemia may be difficult to recognize in the elderly [see *Dosage and Administration* ( 2.1) and *Warnings and Precautions* ( 5.1)]. Use caution when initiating glimepiride and increasing the dose of glimepiride in this patient population.

## 8.6 Renal Impairment

To minimize the risk of hypoglycemia, the recommended starting dose of glimepiride is 1 mg daily for all patients with type 2 diabetes and renal impairment [see *Dosage and Administration* ( 2.1) and *Warnings and Precautions* ( 5.1)].

A multiple-dose titration study was conducted in 16 patients with type 2 diabetes and renal impairment using doses ranging from 1 mg to 8 mg daily for 3 months. Baseline creatinine clearance ranged from 10 to 60 mL/min. The pharmacokinetics of glimepiride were evaluated in the multiple-dose titration study and the results were consistent with those observed in patients enrolled in a single-dose study. In both studies, the relative total clearance of glimepiride increased when kidney function was impaired. Both studies also demonstrated that the elimination of the two major metabolites was reduced in patients with renal impairment [see *Clinical Pharmacology* ( 12.3)].

## 9 Drug Abuse and Dependence

## 10 OVERDOSAGE

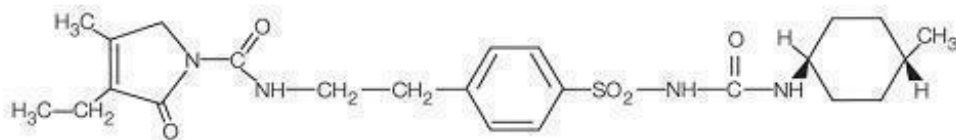
An overdose of glimepiride, as with other sulfonylureas, can produce severe hypoglycemia. Mild episodes of hypoglycemia can be treated with oral glucose. Severe hypoglycemic reactions constitute medical emergencies requiring immediate treatment. Severe hypoglycemia with coma, seizure, or neurological impairment can be treated with glucagon or intravenous glucose. Continued observation and additional carbohydrate intake may be necessary because hypoglycemia may recur after apparent clinical recovery [see *Warnings and Precautions* ( 5.1) ]

## 11 DESCRIPTION

Glimepiride is an oral sulfonylurea that contains the active ingredient glimepiride. Chemically, glimepiride is identified as 1-[[p-[2-(3-ethyl-4-methyl-2-oxo-3-pyrroline-1-carboxamido) ethyl]phenyl]sulfonyl]-3-(trans-4-methylcyclohexyl)urea (C<sub>24</sub>H<sub>34</sub>N<sub>4</sub>O<sub>5</sub>S) with a molecular weight of 490.62. Glimepiride is a white to yellowish-white, crystalline,

odorless to practically odorless powder and is practically insoluble in water.

The structural formula is:



Glimepiride tablets, USP contain the active ingredient glimepiride and the following inactive ingredients: lactose monohydrate, sodium starch glycolate, povidone, and magnesium stearate. In addition, glimepiride tablets, USP 1 mg contain ferric oxide red, glimepiride tablets, USP 2 mg contain ferric oxide yellow and FD &C blue #2 aluminum lake, and glimepiride tablets, USP 4 mg contain FD&C blue #2 aluminum lake.

## 12 CLINICAL PHARMACOLOGY

### 12.1 Mechanism of Action

Glimepiride primarily lowers blood glucose by stimulating the release of insulin from pancreatic beta cells. Sulfonylureas bind to the sulfonylurea receptor in the pancreatic beta-cell plasma membrane, leading to closure of the ATP-sensitive potassium channel, thereby stimulating the release of insulin.

### 12.2 Pharmacodynamics

In healthy subjects, the time to reach maximal effect (minimum blood glucose concentrations) was approximately 2 to 3 hours after single oral doses of glimepiride. The effects of glimepiride on HbA1c, fasting plasma glucose, and post-prandial glucose have been assessed in clinical trials [see *Clinical Studies* ( 14)].

### 12.3 Pharmacokinetics

**Absorption :** Studies with single oral doses of glimepiride in healthy subjects and with multiple oral doses in patients with type 2 diabetes showed peak drug concentrations ( $C_{max}$ ) 2 to 3 hours post-dose. When glimepiride was given with meals, the mean  $C_{max}$  and AUC (area under the curve) were decreased by 8% and 9%, respectively.

Glimepiride does not accumulate in serum following multiple dosing. The pharmacokinetics of glimepiride does not differ between healthy subjects and patients with type 2 diabetes. Clearance of glimepiride after oral administration does not change over the 1 mg to 8 mg dose range, indicating linear pharmacokinetics.

In healthy subjects, the intra-and inter-individual variabilities of glimepiride pharmacokinetic parameters were 15 to 23% and 24 to 29%, respectively.

**Distribution:** After intravenous dosing in healthy subjects, the volume of distribution ( $V_d$ ) was 8.8 L (113 mL/kg), and the total body clearance (CL) was 47.8 mL/min. Protein binding was greater than 99.5%.

**Metabolism:** Glimepiride is completely metabolized by oxidative biotransformation after either an intravenous or oral dose. The major metabolites are the cyclohexyl hydroxy methyl derivative (M1) and the carboxyl derivative (M2). Cytochrome P450 2C9 is involved in the biotransformation of glimepiride to M1. M1 is further metabolized to M2 by one or several cytosolic enzymes. M2 is inactive. In animals, M1 possesses about one-third of the pharmacological activity of glimepiride, but it is unclear whether M1 results in clinically meaningful effects on blood glucose in humans.

**Excretion:** When <sup>14</sup>C-glimepiride was given orally to 3 healthy male subjects, approximately 60% of the total radioactivity was recovered in the urine in 7 days. M1 and M2 accounted for 80 to 90% of the radioactivity recovered in the urine. The ratio of M1 to M2 in the urine was approximately 3:2 in two subjects and 4:1 in one subject. Approximately 40% of the total radioactivity was recovered in feces. M1 and M2 accounted for about 70% (ratio of M1 to M2 was 1:3) of the radioactivity recovered in feces. No parent drug was recovered from urine or feces. After intravenous dosing in patients, no significant biliary excretion of glimepiride or its M1 metabolite was observed.

**Geriatric Patients:** A comparison of glimepiride pharmacokinetics in patients with type 2 diabetes  $\leq 65$  years and those  $> 65$  years was evaluated in a multiple-dose study using glimepiride 6 mg daily. There were no significant differences in glimepiride pharmacokinetics between the two age groups. The mean AUC at steady state for the older patients was approximately 13% lower than that for the younger patients; the mean weight-adjusted clearance for the older patients was approximately 11% higher than that for the younger patients.

**Gender:** There were no differences between males and females in the pharmacokinetics of glimepiride when adjustment was made for differences in body weight.

**Race:** No studies have been conducted to assess the effects of race on glimepiride pharmacokinetics but in placebo-controlled trials of glimepiride in patients with type 2 diabetes, the reduction in HbA1C was comparable in Caucasians (n = 536), blacks (n = 63), and Hispanics (n = 63).

**Renal Impairment:** A single-dose, open-label study glimepiride 3 mg was administered to patients with mild, moderate and severe renal impairment as estimated by creatinine clearance (CLcr): Group I consisted of 5 patients with mild renal impairment (CLcr  $> 50$  mL/min), Group II consisted of 3 patients with moderate renal impairment (CLcr = 20 to 50 mL/min) and Group III consisted of 7 patients with severe renal impairment (CLcr  $< 20$  mL/min). Although, glimepiride serum concentrations decreased with decreasing renal function, Group III had a 2.3-fold higher mean AUC for M1 and an 8.6-fold higher mean AUC for M2 compared to corresponding mean AUCs in Group I. The apparent terminal half-life ( $T_{1/2}$ ) for glimepiride did not change, while the half-lives for M1 and M2 increased as renal function decreased. Mean urinary excretion of M1 plus M2 as a percentage of dose decreased from 44.4% for Group I to 21.9% for Group II and 9.3% for Group III.

**Hepatic Impairment:** It is unknown whether there is an effect of hepatic impairment on glimepiride pharmacokinetics because the pharmacokinetics of glimepiride has not been adequately evaluated in patients with hepatic impairment.

**Obese Patients:** The pharmacokinetics of glimepiride and its metabolites were measured in a single-dose study involving 28 patients with type 2 diabetes who either had normal body weight or were morbidly obese. While the  $t_{max}$ , clearance, and volume

of distribution of glimepiride in the morbidly obese patients were similar to those in the normal weight group, the morbidly obese had lower  $C_{max}$  and AUC than those of normal body weight. The mean  $C_{max}$ ,  $AUC_{0-24}$ ,  $AUC_{0-\infty}$  values of glimepiride in normal vs. morbidly obese patients were  $547 \pm 218$  ng/mL vs.  $410 \pm 124$  ng/mL,  $3210 \pm 1030$  hours•ng/mL vs.  $2820 \pm 1110$  hours•ng/mL and  $4000 \pm 1320$  hours•ng/mL vs.  $3280 \pm 1360$  hours•ng/mL, respectively.

### **Drug Interactions:**

**Aspirin:** In a randomized, double-blind, two-period, crossover study, healthy subjects were given either placebo or aspirin 1 gram three times daily for a total treatment period of 5 days. On Day 4 of each study period, a single 1 mg dose of glimepiride was administered. The glimepiride doses were separated by a 14-day washout period. Co-administration of aspirin and glimepiride resulted in a 34% decrease in the mean glimepiride AUC and a 4% decrease in the mean glimepiride  $C_{max}$ .

**Colesevelam:** Concomitant administration of colesevelam and glimepiride resulted in reductions in glimepiride  $AUC_{0-\infty}$  and  $C_{max}$  of 18% and 8%, respectively. When glimepiride was administered 4 hours prior to colesevelam, there was no significant change in glimepiride  $AUC_{0-\infty}$  or  $C_{max}$ , -6% and 3%, respectively [see *Dosage and Administration (2.1) and Drug Interactions (7.4)*].

**Cimetidine and Ranitidine:** In a randomized, open-label, 3-way crossover study, healthy subjects received either a single 4 mg dose of glimepiride alone, glimepiride with ranitidine (150 mg twice daily for 4 days; glimepiride was administered on Day 3), or glimepiride with cimetidine (800 mg daily for 4 days; glimepiride was administered on Day 3). Co-administration of cimetidine or ranitidine with a single 4 mg oral dose of glimepiride did not significantly alter the absorption and disposition of glimepiride.

**Propranolol:** In a randomized, double-blind, two-period, crossover study, healthy subjects were given either placebo or propranolol 40 mg three times daily for a total treatment period of 5 days. On Day 4 of each study period, a single 2 mg dose of glimepiride was administered. The glimepiride doses were separated by a 14-day washout period. Concomitant administration of propranolol and glimepiride significantly increased glimepiride  $C_{max}$ , AUC, and  $T_{1/2}$  by 23%, 22%, and 15%, respectively, and decreased glimepiride CL/f by 18%. The recovery of M1 and M2 from urine was not changed.

**Warfarin:** In an open-label, two-way, crossover study, healthy subjects received 4 mg of glimepiride daily for 10 days. Single 25 mg doses of warfarin were administered 6 days before starting glimepiride and on Day 4 of glimepiride administration. The concomitant administration of glimepiride did not alter the pharmacokinetics of R- and S-warfarin enantiomers. No changes were observed in warfarin plasma protein binding. Glimepiride resulted in a statistically significant decrease in the pharmacodynamic response to warfarin. The reductions in mean area under the prothrombin time (PT) curve and maximum PT values during glimepiride treatment were 3.3% and 9.9%, respectively, and are unlikely to be clinically relevant.

## **13 NONCLINICAL TOXICOLOGY**

### **13.1 Carcinogenesis, Mutagenesis, and Impairment of Fertility**

Studies in rats at doses of up to 5000 parts per million (ppm) in complete feed (approximately 340 times the maximum recommended human dose, based on surface area) for 30 months showed no evidence of carcinogenesis. In mice, administration of glimepiride for 24 months resulted in an increase in benign pancreatic adenoma formation that was dose-related and was thought to be the result of chronic pancreatic stimulation.

No adenoma formation in mice was observed at a dose of 320 ppm in complete feed, or 46 to 54 mg/kg body weight/day. This is about 35 times the maximum human recommended dose of 8 mg once daily based on surface area.

Glimepiride was non-mutagenic in a battery of **in vitro** and *in vivo* mutagenicity studies (Ames test, somatic cell mutation, chromosomal aberration, unscheduled DNA synthesis, and mouse micronucleus test).

There was no effect of glimepiride on male mouse fertility in animals exposed up to 2500 mg/kg body weight (>1,700 times the maximum recommended human dose based on surface area). Glimepiride had no effect on the fertility of male and female rats administered up to 4000 mg/kg body weight (approximately 4,000 times the maximum recommended human dose based on surface area).

## 14 CLINICAL STUDIES

### 14.1 Monotherapy

A total of 304 patients with type 2 diabetes already treated with sulfonylurea therapy participated in a 14-week, multicenter, randomized, double-blind, placebo-controlled trial evaluating the safety and efficacy of glimepiride monotherapy. Patients discontinued their sulfonylurea therapy then entered a 3-week placebo washout period followed by randomization into 1 of 4 treatment groups: placebo (n=74), glimepiride 1 mg (n=78), glimepiride 4 mg (n=76) and glimepiride 8 mg (n=76). All patients randomized to glimepiride started 1 mg daily. Patients randomized to glimepiride 4 mg or 8 mg had blinded, forced titration of the glimepiride dose at weekly intervals, first to 4 mg and then to 8 mg, as long as the dose was tolerated, until the randomized dose was reached. Patients randomized to the 4 mg dose reached the assigned dose at Week 2. Patients randomized to the 8 mg dose reached the assigned dose at Week 3. Once the randomized dose level was reached, patients were to be maintained at that dose until Week 14. Approximately 66% of the placebo-treated patients completed the trial compared to 81% of patients treated with glimepiride 1 mg and 92% of patients treated with glimepiride 4 mg or 8 mg. Compared to placebo, treatment with glimepiride 1 mg, 4 mg and 8 mg daily provided statistically significant improvements in HbA1C compared to placebo (Table 3).

Table 3. 14-week Monotherapy Trial Comparing Glimepiride to Placebo in Patients Previously Treated With Sulfonylurea Therapy a  
Placebo

(N=74) Glimepiride				
1 mg (N=78)	4 mg (N=76)	8 mg (N=76)		
HbA 1C (%)				
n=59	n=65	n=65	n=68	
Baseline (mean)	8.0	7.9	7.9	8.0

Change from Baseline

(adjusted mean b) 1.5 0.3 -0.3 -0.4

Difference from Placebo

(adjusted mean b) -1.2\*

(-1.5, -0.8) -1.8\*

(-2.1, -1.4) -1.8\*

(-2.2, -1.5)

Mean Baseline Weight

n=67 n=76 n=75 n=73

Baseline (mean) 85.7 84.3 86.1 85.5

Change from Baseline

(adjusted mean b) -2.3 -0.2 0.5 1.0

Difference from Placebo

(adjusted mean b) 2.0\*

(1.4, 2.7) 2.8\*

(2.1, 3.5) 3.2\*

(2.5, 4.0)

aIntent-to-treat population using last observation on study

bLeast squares mean adjusted for baseline value

\*p ≤0.001

A total of 249 patients who were treatment-naïve or who had received limited treatment with antidiabetic therapy in the past were randomized to receive 22 weeks of treatment with either glimepiride (n=123) or placebo (n=126) in a multicenter, randomized, double-blind, placebo-controlled, dose-titration trial. The starting dose of glimepiride was 1 mg daily and was titrated upward or downward at 2-week intervals to a goal FPG of 90 to 150 mg/dL. Blood glucose levels for both FPG and PPG were analyzed in the laboratory. Following 10 weeks of dose adjustment, patients were maintained at their optimal dose (1, 2, 3, 4, 6 or 8 mg) for the remaining 12 weeks of the trial. Treatment with glimepiride provided statistically significant improvements in HbA1C and FPG compared to placebo (Table 4).

Table 4. 22-Week Monotherapy Trial Comparing Glimepiride to Placebo in Patients Who Were Treatment-Naïve or Who Had No Recent Treatment with Antidiabetic Therapy

aPlacebo (N=126)Glimepiride (N=123)

HbA 1C (%)

n=97n=106Baseline (mean)9.19.3Change from Baseline (adjusted mean b)-1.1\*-2.2\*Difference from Placebo (adjusted mean b)



95% confidence interval -1.1\*

(-1.5, -0.8) Body Weight (kg) n=122 n=119 Baseline (mean) 86.5 87.1

Change from Baseline (adjusted mean b)

-0.9 1.8 Difference from Placebo (adjusted mean b)

95% confidence interval 2.7

(1.9, 3.6) a Intent to treat population using last observation on study

b Least squares mean adjusted for baseline value

\*  $p \leq 0.0001$

## 15 References

## 16 HOW SUPPLIED/STORAGE AND HANDLING

Glimepiride tablets, USP are available in the following strengths and package sizes:

- 4 mg tablets (blue coloured, oval shaped, biconvex, uncoated tablets debossed with 'AHI 4' on one side and break line on the other)

NDC 60760-248-90 BOTTLE OF 90

Store at 25°C (77°F); excursions permitted to 20 to 25°C (68 to 77°F) (see USP Controlled Room Temperature).

Dispense in well-closed containers with safety closures.

## 17 PATIENT COUNSELING INFORMATION

### 17.1 Information for Patients

Inform patients about the importance of adherence to dietary instructions, of a regular exercise program, and of regular testing of blood glucose.

Inform patients about the potential side effects of glimepiride including hypoglycemia and weight gain.

Explain the symptoms and treatment of hypoglycemia as well as conditions that predispose to hypoglycemia. Patients should be informed that the ability to concentrate and react may be impaired as a result of hypoglycemia. This may present a risk in situations where these abilities are especially important, such as driving or operating other machinery.

Patients with diabetes should be advised to inform their healthcare provider if they are pregnant, contemplating pregnancy, breastfeeding, or contemplating breastfeeding.

**Manufactured For:**



Accord Healthcare, Inc.,  
 1009 Slater Road,  
 Suite 210-B,  
 Durham, NC 27703,  
 USA.

**Manufactured By:**

Intas Pharmaceuticals Limited,  
 Ahmedabad -380 009, India.

10 1677 0 673085

Issued December 2016

NDC 60760-248-90 <b>Glimepiride</b> Tablets USP <b>4mg</b> QTY: 90 LOT# ??????? EXP ??-?? RX#000000000000 MANUFACTURED BY: Intas Pharmaceuticals Limited, Ahmedabad-382 213. INDIA		Glimepiride Tablets USP 4mg QTY: 90 RX# 000000000000 NDC 60760-248-90 LOT# ??????? EXP ??-??	Glimepiride Tablets USP 4mg QTY: 90 RX# 000000000000 NDC 60760-248-90 LOT# ??????? EXP ??-??	Glimepiride Tablets USP 4mg QTY: 90 RX#000000000000 NDC 60760-248-90 LOT# ??????? EXP ??-??	Glimepiride Tablets USP 4mg QTY: 90 RX# 000000000000 NDC 60760-248-90 LOT# ??????? EXP ??-??
		<b>USE AS DIRECTED</b>			
 <b>PACKAGED BY:</b> St. Mary's 10860 MAVINEE DR. ORO VALLEY, AZ 85737 MANAGED PHARMACY PROGRAMS		<b>Rx only</b> STORE AT CONTROLLED ROOM TEMPERATURE 15°- 30° C (59°-86°F)			

<b>GLIMEPIRIDE</b>			
glimepiride tablet			
<b>Product Information</b>			
<b>Product Type</b>	HUMAN PRESCRIPTION DRUG	<b>Item Code (Source)</b>	NDC:60760-248(NDC:16729-003)
<b>Route of Administration</b>	ORAL		
<b>Active Ingredient/Active Moiety</b>			
	<b>Ingredient Name</b>	<b>Basis of Strength</b>	<b>Strength</b>
	GLIMEPIRIDE (UNII: 6KY687524K) (GLIMEPIRIDE - UNII:6KY687524K)	GLIMEPIRIDE	4 mg
<b>Inactive Ingredients</b>			
	<b>Ingredient Name</b>	<b>Strength</b>	
	LACTOSE MONOHYDRATE (UNII: EWQ57Q8I5X)		
	SODIUM STARCH GLYCOLATE TYPE A POTATO (UNII: 5856J3G2A2)		
	POVIDONE (UNII: FZ989GH94E)		

**MAGNESIUM STEARATE** (UNII: 70097M6I30)

**FD&C BLUE NO. 2** (UNII: L06K8R7DQK)

### Product Characteristics

<b>Color</b>	blue	<b>Score</b>	2 pieces
<b>Shape</b>	OVAL	<b>Size</b>	11mm
<b>Flavor</b>		<b>Imprint Code</b>	AH1;4
<b>Contains</b>			

### Packaging

#	Item Code	Package Description	Marketing Start Date	Marketing End Date
1	NDC:60760-248-90	90 in 1 BOTTLE, PLASTIC; Type 0: Not a Combination Product	12/26/2017	

### Marketing Information

Marketing Category	Application Number or Monograph Citation	Marketing Start Date	Marketing End Date
ANDA	ANDA078181	12/26/2017	

**Labeler** - St. Mary's Medical Park Pharmacy (063050751)

### Establishment

Name	Address	ID/FEI	Business Operations
St. Mary's Medical Park Pharmacy		063050751	repack(60760-248) , relabel(60760-248)

Revised: 12/2022

St. Mary's Medical Park Pharmacy