

HYPERRHO S/D FULL DOSE- rho(d) immune globulin (human) solution
GRIFOLS USA, LLC

Rh₀(D) Immune Globulin (Human)
HyperRHO[®] S/D Full Dose
Solvent/Detergent Treated

DESCRIPTION

Rh₀(D) Immune Globulin (Human) — Hyper**RHO**[®] S/D Full Dose treated with solvent/detergent is a colorless to pale yellow or pink sterile solution of immune globulin containing antibodies to Rh₀(D) for intramuscular administration; it is preservative-free, in a latex-free delivery system. Hyper**RHO** S/D Full Dose is prepared by cold ethanol fractionation from human plasma. The immune globulin is isolated from solubilized Cohn fraction II. The fraction II solution is adjusted to a final concentration of 0.3% tri-n-butyl phosphate (TNBP) and 0.2% sodium cholate. After the addition of solvent (TNBP) and detergent (sodium cholate), the solution is heated to 30°C and maintained at that temperature for not less than 6 hours. After the viral inactivation step, the reactants are removed by precipitation, filtration and finally ultrafiltration and diafiltration. Hyper**RHO** S/D Full Dose is formulated as a 15–18% protein solution at a pH of 6.4–7.2 in 0.21–0.32 M glycine. Hyper**RHO** S/D Full Dose is then incubated in the final container for 21–28 days at 20–27°C.

The potency is equal to or greater than 1500 IU. Each single dose syringe contains sufficient anti-Rh₀(D) to effectively suppress the immunizing potential of 15 mL of Rh₀(D) positive red blood cells. [2-4]

The removal and inactivation of spiked model enveloped and non-enveloped viruses during the manufacturing process for Hyper**RHO** S/D Full Dose has been validated in laboratory studies. Human Immunodeficiency Virus, Type 1 (HIV-1), was chosen as the relevant virus for blood products; Bovine Viral Diarrhea Virus (BVDV) was chosen to model Hepatitis C virus; Pseudorabies virus (PRV) was chosen to model Human Herpes viruses and other large enveloped DNA viruses; and Reo virus type 3 (Reo) was chosen to model non-enveloped viruses and for its resistance to physical and chemical inactivation. Significant removal of model enveloped and non-enveloped viruses is achieved at two steps in the Cohn fractionation process leading to the collection of Cohn Fraction II: the precipitation and removal of Fraction III in the processing of Fraction II + IIIW suspension to Effluent III and the filtration step in the processing of Effluent III to Filtrate III. Significant inactivation of enveloped viruses is achieved at the time of treatment of solubilized Cohn Fraction II with TNBP/sodium cholate.

Additionally, the manufacturing process was investigated for its capacity to decrease the infectivity of an experimental agent of transmissible spongiform encephalopathy (TSE), considered as a model for the vCJD and CJD agents. [18-21]

Studies of the Hyper**RHO** S/D manufacturing process demonstrate that TSE clearance is achieved during the Pooled Plasma to Effluent III Fractionation Process (6.7 log₁₀). These studies provide reasonable assurance that low levels of CJD/vCJD agent infectivity, if present in the starting material, would be removed.

CLINICAL PHARMACOLOGY

Hyper**RHO** S/D Full Dose is used to prevent isoimmunization in the Rh₀(D) negative individual exposed to Rh₀(D) positive blood as a result of a fetomaternal hemorrhage occurring during a delivery of an Rh₀(D) positive infant, abortion (either spontaneous or induced), or following amniocentesis or abdominal trauma. Similarly, immunization resulting in the production of anti-Rh₀(D) following transfusion of Rh positive red cells to an Rh₀(D) negative recipient may be prevented by administering

Rh₀(D) Immune Globulin (Human). [5,6]

Rh hemolytic disease of the newborn is the result of the active immunization of an Rh₀(D) negative mother by Rh₀(D) positive red cells entering the maternal circulation during a previous delivery, abortion, amniocentesis, abdominal trauma, or as a result of red cell transfusion. [7,8] Hyper**RHO** S/D Full Dose acts by suppressing the immune response of Rh₀(D) negative individuals to Rh₀(D) positive red blood cells. The mechanism of action of Hyper**RHO** S/D Full Dose is not fully understood.

The administration of Rh₀(D) Immune Globulin (Human) within 72 hours of a full-term delivery of an Rh₀(D) positive infant by an Rh₀(D) negative mother reduces the incidence of Rh isoimmunization from 12%–13% to 1%–2%. [9]

The 1%–2% treatment failures are probably due to isoimmunization occurring during the latter part of pregnancy or following delivery. [10] Bowman and Pollock [11] have reported that the incidence of isoimmunization can be further reduced from approximately 1.6% to less than 0.1% by administering Rh₀(D) Immune Globulin (Human) in two doses, one antenatal at 28 weeks' gestation and another following delivery.

In a clinical study in eight healthy human adults receiving another hyperimmune immune globulin product treated with solvent/detergent, Rabies Immune Globulin (Human), Hyper**RAB**[®] S/D, prepared by the same manufacturing process, detectable passive antibody titers were observed in the serum of all subjects by 24 hours post injection and persisted through the 21 day study period. These results suggest that passive immunization with immune globulin products is not affected by the solvent/detergent treatment.

INDICATIONS AND USAGE

Pregnancy and Other Obstetric Conditions

Hyper**RHO** S/D Full Dose is recommended for the prevention of Rh hemolytic disease of the newborn by its administration to the Rh₀(D) negative mother within 72 hours after birth of an Rh₀(D) positive infant, [12] providing the following criteria are met:

1. The mother must be Rh₀(D) negative and must not already be sensitized to the Rh₀(D) factor.
2. Her child must be Rh₀(D) positive, and should have a negative direct antiglobulin test (see PRECAUTIONS).

If Hyper**RHO** S/D Full Dose is administered antepartum, it is essential that the mother receive another dose of Hyper**RHO** S/D Full Dose after delivery of an Rh₀(D) positive infant.

If the father can be determined to be Rh₀(D) negative, Hyper**RHO** S/D Full Dose need not be given.

Hyper**RHO** S/D Full Dose should be administered within 72 hours to all nonimmunized Rh₀(D) negative women who have undergone spontaneous or induced abortion, following ruptured tubal pregnancy, amniocentesis or abdominal trauma unless the blood group of the fetus or the father is known to be Rh₀(D) negative. [7,8] If the fetal blood group cannot be determined, one must assume that it is Rh₀(D) positive, [2] and Hyper**RHO** S/D Full Dose should be administered to the mother.

Transfusion

Hyper**RHO** S/D Full Dose may be used to prevent isoimmunization in Rh₀(D) negative individuals who have been transfused with Rh₀(D) positive red blood cells or blood components containing red blood cells. [5,13]

CONTRAINDICATIONS

None known.

WARNINGS

HyperRHO S/D Full Dose is made from human plasma. Products made from human plasma may contain infectious agents, such as viruses, and, theoretically, the Creutzfeldt-Jakob Disease (CJD) agent that can cause disease. The risk that such products will transmit an infectious agent has been reduced by screening plasma donors for prior exposure to certain viruses, by testing for the presence of certain current virus infections, and by inactivating and/or removing certain viruses. Despite these measures, such products can still potentially transmit disease. There is also the possibility that unknown infectious agents may be present in such products. Individuals who receive infusions of blood or plasma products may develop signs and/or symptoms of some viral infections, particularly hepatitis C. ALL infections thought by a physician possibly to have been transmitted by this product should be reported by the physician or other healthcare provider to Grifols Therapeutics Inc. [1-800-520-2807].

The physician should discuss the risks and benefits of this product with the patient, before prescribing or administering it to the patient.

NEVER ADMINISTER HYPERRHO S/D FULL DOSE INTRAVENOUSLY. INJECT ONLY INTRAMUSCULARLY. NEVER ADMINISTER TO THE NEONATE.

Rh₀(D) Immune Globulin (Human) should be given with caution to patients with a history of prior systemic allergic reactions following the administration of human immunoglobulin preparations.

The attending physician who wishes to administer Rh₀(D) Immune Globulin (Human) to persons with isolated immunoglobulin A (IgA) deficiency must weigh the benefits of immunization against the potential risks of hypersensitivity reactions. Such persons have increased potential for developing antibodies to IgA and could have anaphylactic reactions to subsequent administration of blood products that contain IgA.

As with all preparations administered by the intramuscular route, bleeding complications may be encountered in patients with thrombocytopenia or other bleeding disorders.

PRECAUTIONS

General

A large fetomaternal hemorrhage late in pregnancy or following delivery may cause a weak mixed field positive D^u test result. If there is any doubt about the mother's Rh type, she should be given Rh₀(D) Immune Globulin (Human). A screening test to detect fetal red blood cells may be helpful in such cases.

If more than 15 mL of D-positive fetal red blood cells are present in the mother's circulation, more than a single dose of Hyper**RHO** S/D Full Dose is required. Failure to recognize this may result in the administration of an inadequate dose.

Although systemic reactions to human immunoglobulin preparations are rare, epinephrine should be available for treatment of acute anaphylactic reactions.

Drug Interactions

Other antibodies in the Rh₀(D) Immune Globulin (Human) preparation may interfere with the response to live vaccines such as measles, mumps, polio or rubella. Therefore, immunization with live vaccines should not be given within 3 months after Rh₀(D) Immune Globulin (Human) administration.

Drug/Laboratory Interactions

Babies born of women given Rh₀(D) Immune Globulin (Human) antepartum may have a weakly positive direct antiglobulin test at birth.

Passively acquired anti-Rh₀(D) may be detected in maternal serum if antibody screening tests are

performed subsequent to antepartum or postpartum administration of Rh_o(D) Immune Globulin (Human).

Pregnancy Category C

Animal reproduction studies have not been conducted with Rh_o(D) Immune Globulin (Human) — Hyper**RHO**[®] S/D Full Dose. It is also not known whether Hyper**RHO** S/D Full Dose can cause fetal harm when administered to a pregnant woman or can affect reproduction capacity. Hyper**RHO** S/D Full Dose should be given to a pregnant woman only if clearly needed.

Pediatric Use

Safety and effectiveness in the pediatric population have not been established.

ADVERSE REACTIONS

Reactions to Rh_o(D) Immune Globulin (Human) are infrequent in Rh_o(D) negative individuals and consist primarily of slight soreness at the site of injection and slight temperature elevation. While sensitization to repeated injections of human immune globulin is extremely rare, it has occurred. Elevated bilirubin levels have been reported in some individuals receiving multiple doses of Rh_o(D) Immune Globulin (Human) following mismatched transfusions. This is believed to be due to a relatively rapid rate of foreign red cell destruction.

DOSAGE AND ADMINISTRATION

NEVER ADMINISTER HYPERRHO S/D FULL DOSE INTRAVENOUSLY. INJECT ONLY INTRAMUSCULARLY. NEVER ADMINISTER TO THE NEONATE.

Pregnancy and Other Obstetric Conditions

1. For postpartum prophylaxis, administer one syringe of Hyper**RHO** S/D Full Dose, preferably within 72 hours of delivery. Although a lesser degree of protection is afforded if Rh antibody is administered beyond the 72-hour period, Hyper**RHO** S/D Full Dose may still be given. [7,14] Full-term deliveries can vary in their dosage requirements depending on the magnitude of the fetomaternal hemorrhage. One full dose syringe of Hyper**RHO** S/D Full Dose provides sufficient antibody to prevent Rh sensitization if the volume of red blood cells that has entered the circulation is 15 mL or less. [2-4] In instances where a large (greater than 30 mL of whole blood or 15 mL red blood cells) fetomaternal hemorrhage is suspected, a fetal red cell count by an approved laboratory technique (e.g., modified Kleihauer-Betke acid elution stain technique) should be performed to determine the dosage of immune globulin required. [8,15] The red blood cell volume of the calculated fetomaternal hemorrhage is divided by 15 mL to obtain the number of syringes of Hyper**RHO** S/D Full Dose for administration. [3,8,13] If more than 15 mL of red cells is suspected or if the dose calculation results in a fraction, administer the next higher whole number of syringes (e.g., if 1.4, give 2 syringes).
2. For antenatal prophylaxis, one full dose syringe of Hyper**RHO** S/D Full Dose is administered at approximately 28 weeks' gestation. This **must** be followed by another full dose, preferably within 72 hours following delivery, if the infant is Rh positive.
3. Following threatened abortion at any stage of gestation with continuation of pregnancy, it is recommended that a full dose of Hyper**RHO** S/D Full Dose be given. If more than 15 mL of red cells is suspected due to fetomaternal hemorrhage, the same dose modification in No. 1 above applies.
4. Following miscarriage, abortion, or termination of ectopic pregnancy at or beyond 13 weeks' gestation, it is recommended that a Hyper**RHO** S/D Full Dose be given. If more than 15 mL of red cells is suspected due to fetomaternal hemorrhage, the same dose modification in No. 1 above applies. If pregnancy is terminated prior to 13 weeks' gestation, where licensed, a single dose of Hyper**RHO**[®] S/D Mini-Dose may be used instead of Hyper**RHO** S/D Full Dose.

5. Following amniocentesis at either 15 to 18 weeks' gestation or during the third trimester, or following abdominal trauma in the second or third trimester, it is recommended that a Hyper**RHO** S/D Full Dose be administered. If there is a fetomaternal hemorrhage in excess of 15 mL of red cells, the same dose modification in No. 1 applies.

If abdominal trauma, amniocentesis, or other adverse event requires the administration of Hyper**RHO** S/D Full Dose at 13 to 18 weeks' gestation, another full dose should be given at 26 to 28 weeks. To maintain protection throughout pregnancy, the level of passively acquired anti-Rh_o(D) should not be allowed to fall below the level required to prevent an immune response to Rh positive red cells. The half-life of IgG is 23 to 26 days. In any case, a Hyper**RHO** S/D Full Dose should be given within 72 hours after delivery if the baby is Rh positive. If delivery occurs within 3 weeks after the last dose, the postpartum dose may be withheld unless there is a fetomaternal hemorrhage in excess of 15 mL of red blood cells.[16]

Transfusion

In the case of a transfusion of Rh_o(D) positive red cells to an Rh_o(D) negative recipient, the volume of Rh positive whole blood administered is multiplied by the hematocrit of the donor unit giving the volume of red blood cells transfused. The volume of red blood cells is divided by 15 mL which provides the number of syringes of Hyper**RHO** S/D Full Dose to be administered.

If the dose calculated results in a fraction, the next higher whole number of syringes should be administered (e.g., if 1.4, give 2 syringes). Hyper**RHO** S/D Full Dose should be administered within 72 hours after an incompatible transfusion, but preferably as soon as possible.

Injection Procedure

DO NOT INJECT INTRAVENOUSLY. DO NOT INJECT NEONATE. Hyper**RHO** S/D Full Dose is administered **intramuscularly**, preferably in the deltoid muscle of the upper arm or lateral thigh muscle. The gluteal region should not be used as an injection site because of the risk of injury to the sciatic nerve. [17]

A. Single Syringe Dose

- INJECT ENTIRE CONTENTS OF THE SYRINGE INTO THE INDIVIDUAL INTRAMUSCULARLY.

B. Multiple Syringe Dose

- 1. Calculate the number of syringes of Hyper**RHO** S/D Full Dose to be given (see Dosage section).
- 2. The total volume of Hyper**RHO** S/D Full Dose can be given in divided doses at different sites at one time or the total dose may be divided and injected at intervals, provided the total dosage is given within 72 hours of the fetomaternal hemorrhage or transfusion. USING STERILE TECHNIQUE, INJECT THE ENTIRE CONTENTS OF THE CALCULATED NUMBER OF SYRINGES INTRAMUSCULARLY INTO THE PATIENT.

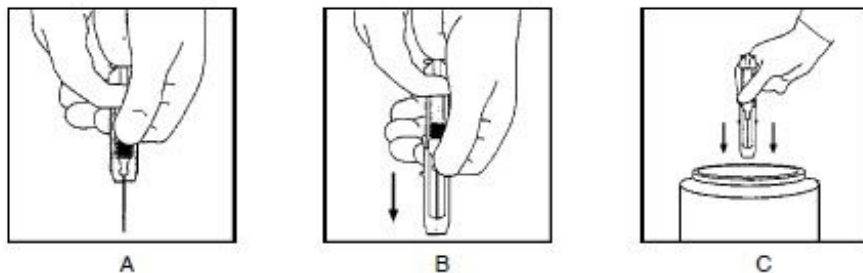
Parenteral drug products should be inspected visually for particulate matter and discoloration prior to administration, whenever solution and container permit.

Hyper**RHO** S/D Full Dose is supplied with a syringe and an attached UltraSafe[®] Needle Guard for your protection and convenience. Please follow instructions below for proper use of syringe and UltraSafe[®] Needle Guard.

Directions for Syringe Usage

1. Remove the prefilled syringe from the package. Lift syringe by barrel, **not** by plunger.
2. Twist the plunger rod clockwise until the threads are seated.
3. With the rubber needle shield secured on the syringe tip, push the plunger rod forward a few

- millimeters to break any friction seal between the rubber stopper and the glass syringe barrel.
4. Remove the needle shield and expel air bubbles. [Do not remove the rubber needle shield to prepare the product for administration until immediately prior to the anticipated injection time.]
 5. Proceed with hypodermic needle puncture.
 6. Aspirate prior to injection to confirm that the needle is not in a vein or artery.
 7. Inject the medication.
 8. Keeping your hands behind the needle, grasp the guard with free hand and slide forward toward needle until it is completely covered and guard clicks into place. If audible click is not heard, guard may not be completely activated. (See Diagrams A and B)
 9. Place entire prefilled glass syringe with guard activated into an approved sharps container for proper disposal. (See Diagram C)



A number of factors could reduce the efficacy of this product or even result in an ill effect following its use. These include improper storage and handling of the product after it leaves our hands, diagnosis, dosage, method of administration, and biological differences in individual patients. Because of these factors, it is important that this product be stored properly and that the directions be followed carefully during use.

HOW SUPPLIED

Hyper**RHO** S/D Full Dose is available in a single dose syringe with attached needle.
 Hyper**RHO** S/D Full Dose is packaged as 1 syringe per carton, and as 10 syringes per carton (10 Pack).
 Hyper**RHO** S/D Full Dose is preservative-free, in a latex-free delivery system.

<u>NDC Number</u>	<u>Size</u>
13533-631-02	Syringe
13533-631-10	Syringe (10 Pack)

STORAGE

Store at 2–8°C (36–46°F). Do not freeze.

CAUTION

R_x only

U.S. federal law prohibits dispensing without prescription.

REFERENCES

1. Gunson HH, Bowell PJ, Kirkwood TBL: Collaborative study to recalibrate the International Reference Preparation of Anti-D Immunoglobulin. *J Clin Pathol* 33:249-53, 1980.
2. Rh₀(D) immune globulin (human). *Med Lett Drugs Ther* 16(1):3-4, 1974.

3. Pollack W, Ascari WQ, Kochesky RJ, et al: Studies on Rh prophylaxis. I. Relationship between doses of anti-Rh and size of antigenic stimulus. *Transfusion* 11(6):333-9, 1971.
4. Unpublished data on file.
5. Pollack W, Ascari WQ, Crispen JF, et al: Studies on Rh prophylaxis. II. Rh immune prophylaxis after transfusion with Rh-positive blood. *Transfusion* 11(6):340-4, 1971.
6. Keith LG, Houser GH: Anti-Rh immune globulin after a massive transfusion accident. *Transfusion* 11(3):176, 1971.
7. The selective use of Rh₀(D) immune globulin (RhIG). *ACOG Tech Bull* 61, 1981.
8. Current uses of Rh₀ immune globulin and detection of antibodies. *ACOG Tech Bull* 35, 1976.
9. Pollack W: Rh hemolytic disease of the newborn: its cause and prevention. *Prog Clin Biol Res* 70:185-203, 1981.
10. Bowman JM, Chown B, Lewis M, et al: Rh isoimmunization during pregnancy: antenatal prophylaxis. *Can Med Assoc J* 118(6):623-7, 1978.
11. Bowman JM, Pollock JM: Antenatal prophylaxis of Rh isoimmunization: 28-weeks' - gestation service program. *Can Med Assoc J* 118(6):627-30, 1978.
12. Ascari WQ, Allen AE, Baker WJ, et al: Rh₀(D) immune globulin (human): evaluation in women at risk of Rh immunization. *JAMA* 205(1):1-4, 1968.
13. Prevention of Rh sensitization. *WHO Tech Rep Ser* 468:25, 1971.
14. Samson D, Mollison PL: Effect on primary Rh immunization of delayed administration of anti-Rh. *Immunology* 28:349-57, 1975.
15. Finn R, Harper DT, Stallings SA, et al: Transplacental hemorrhage. *Transfusion* 3(2):114-24, 1963.
16. Garraty G (ed.): Hemolytic disease of the newborn. Arlington, VA, American Association of Blood Banks, 1984, p 78.
17. Recommendations of the Advisory Committee on Immunization Practices (ACIP) and the American Academy of Family Physicians (AAFP): General recommendations on immunization. *MMWR* 2002: 51(RR02), 1-36.
18. Stenland CJ, Lee DC, Brown P, et al: Partitioning of human and sheep forms of the pathogenic prion protein during the purification of therapeutic proteins from human plasma. *Transfusion* 2002. 42(11):1497-500.
19. Lee DC, Stenland CJ, Miller JL, et al: A direct relationship between the partitioning of the pathogenic prion protein and transmissible spongiform encephalopathy infectivity during the purification of plasma proteins. *Transfusion* 2001. 41(4):449-55.
20. Lee DC, Stenland CJ, Hartwell RC, et al: Monitoring plasma processing steps with a sensitive Western blot assay for the detection of the prion protein. *J Virol Methods* 2000. 84(1):77-89.
21. Cai K, Miller JL, Stenland CJ, et al: Solvent-dependent precipitation of prion protein. *Biochim Biophys Acta* 2002. 1597(1):28-35.

GRIFOLS

Grifols Therapeutics Inc.

Research Triangle Park, NC 27709 USA
U.S. License No. 1871

3036460

(Rev. 10/2014)

The Rh Factor and Your Pregnancy
Information About Pregnancy Protection

The Rh Factor and When It Is Important



The Rh factor is one of many blood group antigens found on the surface of red blood cells. If you have this antigen you are considered Rh positive. If you don't, then you are considered Rh negative. Everyone is either Rh positive or Rh negative. One type is neither better nor worse than the other, only different.

Your Rh factor is important if you are an Rh negative woman and you become pregnant, or if you receive a blood transfusion.

How the Rh Factor Can Affect Your Future

If you have Rh negative blood, there are two situations that can affect you:

1. If the father of your baby is Rh positive, the baby will probably be Rh positive too. An Rh negative woman carrying an Rh positive baby may have an immune reaction if some of the baby's Rh positive blood cells enter her bloodstream.

□ This immune reaction, called isoimmunization, means your body's defense system recognizes Rh positive blood as foreign from your own and produces "antibodies" to destroy the invading Rh positive blood cells.

□ The passage of blood from the baby to the mother's bloodstream happens most often at delivery, but can also occur during miscarriage, the termination of pregnancy, amniocentesis (test performed to determine fetal health), or due to an injury or trauma. It is important to note that a small number of women develop antibodies to Rh positive blood cells during pregnancy for no apparent reason.

□ Antibodies to Rh positive blood may not be a problem in first pregnancies; however, the antibodies stay in your bloodstream, ready to attack invading Rh positive blood cells, for many years to come. This can lead to problems in future pregnancies by causing miscarriage or a disease known as hemolytic disease of the newborn.

□ Babies born to Rh positive mothers, regardless of the father's blood type, will usually be free of the dangers of hemolytic disease.

2. Someday it may become necessary for you to receive a blood transfusion. If Rh positive antibodies already reside in your bloodstream due to isoimmunization and the blood you receive is Rh positive due to error or lifesaving reasons, your Rh positive antibodies will become mobilized and destroy the donor Rh positive cells. As a result, the transfusion could be unsuccessful and possibly harmful to you.

Hemolytic Disease of the Newborn: A Threat to Your Baby

When an Rh negative woman has Rh positive antibodies in her blood and the baby she is carrying is Rh positive, the antibodies could possibly enter the baby's bloodstream, attack the baby's red blood cells

and cause hemolytic disease of the newborn. At birth, the infant suffering from hemolytic disease may be jaundiced and anemic or suffer permanent damage of the brain and central nervous system which may result in mental retardation, hearing loss, or cerebral palsy. Extensive medical care can be required, including an exchange transfusion, in which all of the baby's blood is replaced. This usually stops the destruction of the baby's red blood cells and gives the infant a chance to survive.

The risk of hemolytic disease of the newborn is slight with the first baby, but increases with each successive pregnancy.

Preventing Hemolytic Disease

Hyper**RHO**[®] S/D, Rh₀(D) Immune Globulin (Human) can prevent hemolytic disease of the newborn, provided Rh positive antibodies do not already reside in your bloodstream.

Hyper**RHO** S/D is a specially prepared gamma globulin with a high level of preformed antibodies against Rh positive blood cells. The injection of Hyper**RHO** S/D destroys any Rh positive blood cells that may have entered the mother's bloodstream and prevents the mother's immune system from producing Rh positive antibodies; thus protecting the baby from developing hemolytic disease.

HyperRHO S/D Full Dose — When Prescribed

Pregnancy and Other Obstetric Conditions Pertaining to Rh Negative Women

Hyper**RHO** S/D Full Dose is administered during pregnancy if you fall into a high-risk category. For example, you are at risk of producing Rh positive antibodies if you have an amniocentesis procedure performed, or if you have a miscarriage or other termination of pregnancy at or beyond 13 weeks' gestation.

Laboratory findings have shown that some Rh negative women develop Rh positive antibodies during the last weeks of pregnancy even without an antibody-stimulating event. As a preventive measure, your physician will probably recommend the first injection of Hyper**RHO** S/D Full Dose at the 28th week of pregnancy.

In both of the above situations, if the blood type of the father or baby can be determined to be Rh negative, an injection of Hyper**RHO** S/D is not required.

Another injection of Hyper**RHO** S/D Full Dose is administered within 72 hours of delivery of an Rh positive baby.

Blood Transfusion

Hyper**RHO** S/D Full Dose may be used to prevent isoimmunization in Rh negative individuals who have been transfused with Rh positive red blood cells or blood components containing red blood cells.

HyperRHO S/D Mini-Dose — When Prescribed

A single dose of Hyper**RHO** S/D Mini-Dose may be prescribed for an Rh negative woman instead of Hyper**RHO** S/D Full Dose in the event of miscarriage or other termination of pregnancy occurring **prior** to 13 weeks' gestation. Hyper**RHO** S/D Mini-Dose is not required if the blood type of the father or fetus can be determined to be Rh negative.

Will You Need HyperRHO S/D Again?

Hyper**RHO** S/D provides protection only if you have not already produced Rh positive antibodies. Women who have developed antibodies through previous pregnancy, miscarriage, other termination of pregnancy, or blood transfusion cannot be protected by Hyper**RHO** S/D. This is why with each pregnancy it is important to have Hyper**RHO** S/D injections within the prescribed time period.

Reactions to HyperRHO S/D

You may feel a temporary soreness at the site of the injection. You may also have a slight and temporary change in body temperature. In very rare instances, an allergic type of reaction can occur, for which your physician will take appropriate measures.

Delivering a Sound, Healthy Baby

Your physician can answer any questions you may have about receiving a Hyper**RHO** S/D injection to prevent hemolytic disease of the newborn. If you know that you are Rh negative and you are pregnant, you should discuss your situation with your physician. Today, with Hyper**RHO** S/D, hemolytic disease of the newborn can be reduced to its lowest possible rate of incidence.

GRIFOLS

Grifols Therapeutics Inc.

Research Triangle Park, NC 27709 USA

U.S. License No. 1871


3036460

(Rev. 10/2014)

Development of Hemolytic Disease

1

Rh positive (+) father.
Rh negative (-) mother.



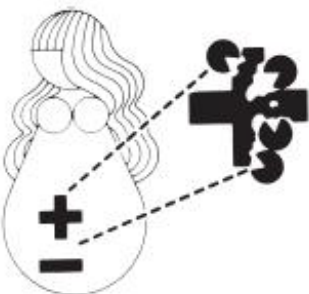
2

Pregnancy: Rh- mother is carrying
Rh+ baby.



3.

The passage of Rh+ blood from the baby to the mother's bloodstream happens most often at delivery, but can also occur during miscarriage, other termination of pregnancy, amniocentesis, or due to injury or trauma.



4.

Rh+ antibodies stay in your blood stream, ready to attack invading Rh+ blood cells, for many years to come.



5.

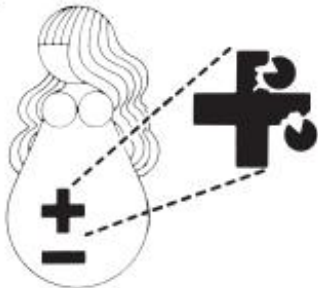
Next pregnancy, mother's Rh+ antibodies enter baby's Rh+ bloodstream, attacking baby's blood cells and causing hemolytic disease of the newborn.



How HyperRHO S/D Immune Globulin Can Prevent Hemolytic Disease

1

You will probably be given two injections of HyperRHO S/D Full Dose, one at the 28th week of your pregnancy and another within 72 hours of delivery, miscarriage or other termination of pregnancy. A single injection of HyperRHO S/D Mini-Dose may be prescribed instead of HyperRHO S/D Full Dose in the event of miscarriage or other termination of pregnancy occurring prior to 13 weeks' gestation.



2

HyperRHO S/D immunization prevents formation of mother's own Rh+ antibodies. Mother's bloodstream remains free of Rh+ antibodies.



3

Next pregnancy, baby develops normally. HyperRHO S/D should be administered following delivery, miscarriage, or other termination of pregnancy to continue protection if baby is Rh+.



Rh₀(D) Immune Globulin (Human)

HyperRHO[®] S/D

Solvent/Detergent Treated
INJECTION FORM - Give complete identification:
 Patient's Name _____
 Hospital No./Room No. _____
 Lot No. _____

 Patient's Blood: Type (Rh) _____
 ABO Group _____

ATTENTION LABORATORY - Determine: initial final
 Date _____
 Patient is Rh negative.
 Infant is Rh positive. (In cases of termination of pregnancy, assume fetus to be Rh positive unless father can be shown to be Rh negative.)

ATTENTION OBSTETRICAL SERVICE:
Important:
 1. Determine patient identification prior to injecting HyperRHO S/D intramuscularly to the patient.
 2. Confirm that the lot number of HyperRHO S/D on this form is the same as the lot number on the attached dosage container.
 3. Retain a copy of this form as verification of administration of HyperRHO S/D.
 Mini-Dose (pregnancy ended prior to 13 weeks' gestation)
 Full Dose (at or beyond 13 weeks' gestation)

Antepartum	Postpartum
After amniocentesis <input type="checkbox"/>	Miscarriage/Abortion <input type="checkbox"/>
28-week prophylaxis <input type="checkbox"/>	Full-term delivery <input type="checkbox"/>
Other indication (specify) <input type="checkbox"/>	Delivered (date) <input type="checkbox"/>

Gestational Age _____ Injection Date _____
 Attending Physician _____

Part 1 — Attach to patient's record

GRIFOLS 08941096

Rh₀(D) Immune Globulin (Human)

HyperRHO[®] S/D

Solvent/Detergent Treated
INJECTION FORM - Give complete identification:
 Patient's Name _____
 Hospital No./Room No. _____
 Lot No. _____

 Patient's Blood: Type (Rh) _____
 ABO Group _____

ATTENTION LABORATORY - Determine: initial final
 Date _____
 Patient is Rh negative.
 Infant is Rh positive. (In cases of termination of pregnancy, assume fetus to be Rh positive unless father can be shown to be Rh negative.)

ATTENTION OBSTETRICAL SERVICE:
Important:
 1. Determine patient identification prior to injecting HyperRHO S/D intramuscularly to the patient.
 2. Confirm that the lot number of HyperRHO S/D on this form is the same as the lot number on the attached dosage container.
 3. Retain a copy of this form as verification of administration of HyperRHO S/D.
 Mini-Dose (pregnancy ended prior to 13 weeks' gestation)
 Full Dose (at or beyond 13 weeks' gestation)

Antepartum	Postpartum
After amniocentesis <input type="checkbox"/>	Miscarriage/Abortion <input type="checkbox"/>
28-week prophylaxis <input type="checkbox"/>	Full-term delivery <input type="checkbox"/>
Other indication (specify) <input type="checkbox"/>	Delivered (date) <input type="checkbox"/>

Gestational Age _____ Injection Date _____
 Attending Physician _____

Part 2 — Laboratory record

GRIFOLS 08941096

Rh₀(D) Immune Globulin (Human)

HyperRHO[®] S/D

Solvent/Detergent Treated
INJECTION FORM - Give complete identification:
 Patient's Name _____
 Hospital No./Room No. _____
 Lot No. _____

 Patient's Blood: Type (Rh) _____
 ABO Group _____

ATTENTION LABORATORY - Determine: initial final
 Date _____
 Patient is Rh negative.
 Infant is Rh positive. (In cases of termination of pregnancy, assume fetus to be Rh positive unless father can be shown to be Rh negative.)

ATTENTION OBSTETRICAL SERVICE:
Important:
 1. Determine patient identification prior to injecting HyperRHO S/D intramuscularly to the patient.
 2. Confirm that the lot number of HyperRHO S/D on this form is the same as the lot number on the attached dosage container.
 3. Retain a copy of this form as verification of administration of HyperRHO S/D.
 Mini-Dose (pregnancy ended prior to 13 weeks' gestation)
 Full Dose (at or beyond 13 weeks' gestation)

Antepartum	Postpartum
After amniocentesis <input type="checkbox"/>	Miscarriage/Abortion <input type="checkbox"/>
28-week prophylaxis <input type="checkbox"/>	Full-term delivery <input type="checkbox"/>
Other indication (specify) <input type="checkbox"/>	Delivered (date) <input type="checkbox"/>

Gestational Age _____ Injection Date _____
 Attending Physician _____

Part 3 — Attach to Dosage Container

GRIFOLS 08941096

Full Dose

Date of Injection _____
 of HyperRHO[®] S/D Full Dose: _____
 Antepartum Postpartum

Important: Following antepartum administration of HyperRHO[®] S/D, anti-D from the injection may be present at the time of delivery and detectable by antibody screening tests. The presence of this passive antibody does not disqualify me from receiving HyperRHO[®] S/D. If my baby is Rh positive (or I have a miscarriage or abortion), I understand I must receive another injection, preferably within 72 hours, to maintain my protection.

Hospital/Clinic: _____
 Attending Physician: _____

Rh IDENTIFICATION CARD

Name: _____
 I am negative. I have received a previous injection of Rh(D) Immune Globulin (Human) HyperRHO[®] S/D.
 Mini-Dose **Full Dose**

Important: In the event of future pregnancy and the presence of HyperRHO[®] S/D Mini-Dose within 3 hours after termination of pregnancy, I should receive an injection of HyperRHO[®] S/D Full Dose within 72 hours to maintain my protection.

Injection of HyperRHO[®] S/D Full Dose within 72 hours to maintain my protection.

PACKAGE LABEL

Rh₀(D) Immune Globulin (Human)

HyperRHO[®] S/D Full Dose

Solvent/Detergent Treated

Preservative-free, latex-free delivery system

Contents: One single dose disposable syringe with attached needle

Rh₀(D) Immune Globulin (Human) — HyperRHO[®] S/D is a sterile solution of immunoglobulin containing 15%–18% protein stabilized with 0.21–0.32 M glycine. The pH is adjusted with sodium carbonate.

The potency of each single dose of HyperRHO[®] S/D is equal to or greater than 1500 IU.

Caution: Rh₀(D) Immune Globulin (Human) should be administered to unsensitized Rh negative women preferably within 3 days after any miscarriage or after delivery of an Rh positive infant.

FOR INTRAMUSCULAR INJECTION ONLY. DO NOT GIVE INTRAVENOUSLY. NEVER ADMINISTER TO NEONATES.

Store at 2–8°C (36–46°F). Do not freeze.

The patient and physician should discuss the risks and benefits of this product.

For complete dosage and administration information, read enclosed package insert.

For directions for syringe usage, see enclosed package insert.

Do not use if the syringe is prematurely engaged.

Not returnable for credit or exchange.

R_x only

CAUTION: U.S. federal law prohibits dispensing without prescription.

NDC 13533-631-02

Grifols Therapeutics Inc.

Research Triangle Park, NC 27709 USA

U.S. License No. 1871

Carton: 08940720

NDC 13533-631-02

Rh_o(D) Immune Globulin (Human)

The patient and physician should discuss the risks and benefits of this product.

For complete dosage and administration information, read enclosed package insert.

For directions for syringe usage, see enclosed package insert.

Do not use if the syringe is prematurely engaged.

Not returnable for credit or exchange.

R_x only

CAUTION: U.S. federal law prohibits dispensing without prescription.

Rh_o(D) Immune Globulin (Human)

HyperRHO[®] S/D Full Dose

Solvent/Detergent Treated

Preservative-free, latex-free delivery system

Contents: One single dose disposable syringe with attached needle

Rh_o(D) Immune Globulin (Human) — HyperRHO[®] S/D is a sterile solution of immunoglobulin containing 15%–18% protein stabilized with 0.21–0.32 M glycine. The pH is adjusted with sodium carbonate.

The potency of each single dose of HyperRHO[®] S/D is equal to or greater than 1500 IU.

Caution: Rh_o(D) Immune Globulin (Human) should be administered to unsensitized Rh negative women preferably within 3 days after any miscarriage or after delivery of an Rh positive infant.

FOR INTRAMUSCULAR INJECTION ONLY. DO NOT GIVE INTRAVENOUSLY. NEVER ADMINISTER TO NEONATES.

Store at 2–8°C (36–46°F). Do not freeze.

Grifols Therapeutics Inc.
Research Triangle Park, NC 27709 USA
U.S. License No. 1871

GRIFOLS

NDC
13533-631-02



01003 13533 631024

Carton: 08940720

Rh₀(D) Immune Globulin (Human)

Hyper**RHO**[®] S/D Full Dose

Solvent/Detergent Treated

Grifols Therapeutics Inc.

RTP, NC 27709 USA

U.S. License No. 1871

The patient and physician should discuss the risks and benefits of this product.

08940697

Lot

Exp.

08940697

Lot

Exp.



**Rh₀(D) Immune
Globulin (Human)**

HyperRHO**[®] S/D Full Dose**

Solvent/Detergent Treated

Grifols

Therapeutics Inc.

RTP, NC 27709 USA

U.S. License No. 1871

The patient and physician
should discuss the risks and
benefits of this product.

Rh₀(D) Immune Globulin (Human)

Hyper**RHO**[®] S/D Full Dose

Solvent/Detergent Treated

Preservative-free, latex-free delivery system

Contents: 10 single dose disposable syringes with attached needles

The patient and physician should discuss the risks and benefits of this product. Rh₀(D) Immune Globulin (Human) — Hyper**RHO**[®] S/D Full Dose is a sterile solution of immunoglobulin containing 15%–18% protein stabilized with 0.21–0.32 M glycine. The pH is adjusted with sodium carbonate. The quantity of Rh₀(D) antibody in each single dose syringe of Hyper**RHO**[®] S/D Full Dose is equal to or greater than 1500 IU.

Caution: Rh₀(D) Immune Globulin (Human) should be administered to unsensitized Rh negative women preferably within 3 days after any miscarriage or after delivery of an Rh positive infant.

FOR INTRAMUSCULAR INJECTION ONLY. DO NOT GIVE INTRAVENOUSLY. NEVER ADMINISTER TO NEONATES.

Store at 2–8°C (36–46°F). Do not freeze.

For complete dosage and administration information, read enclosed package insert.
For directions for syringe usage, see enclosed package insert.
Do not use if the syringe is prematurely engaged.

Not returnable for credit or exchange.

R_x only

GRIFOLS

Grifols Therapeutics Inc.
Research Triangle Park, NC 27709 USA
U.S. License No. 1871

1500 IU

NDC 13533-631-10

Rh₀(D) Immune Globulin (Human)

Hyper**RHO**[®]S/D Full Dose

Solvent/Detergent Treated

Contents: 10 single dose disposable syringes with attached needles

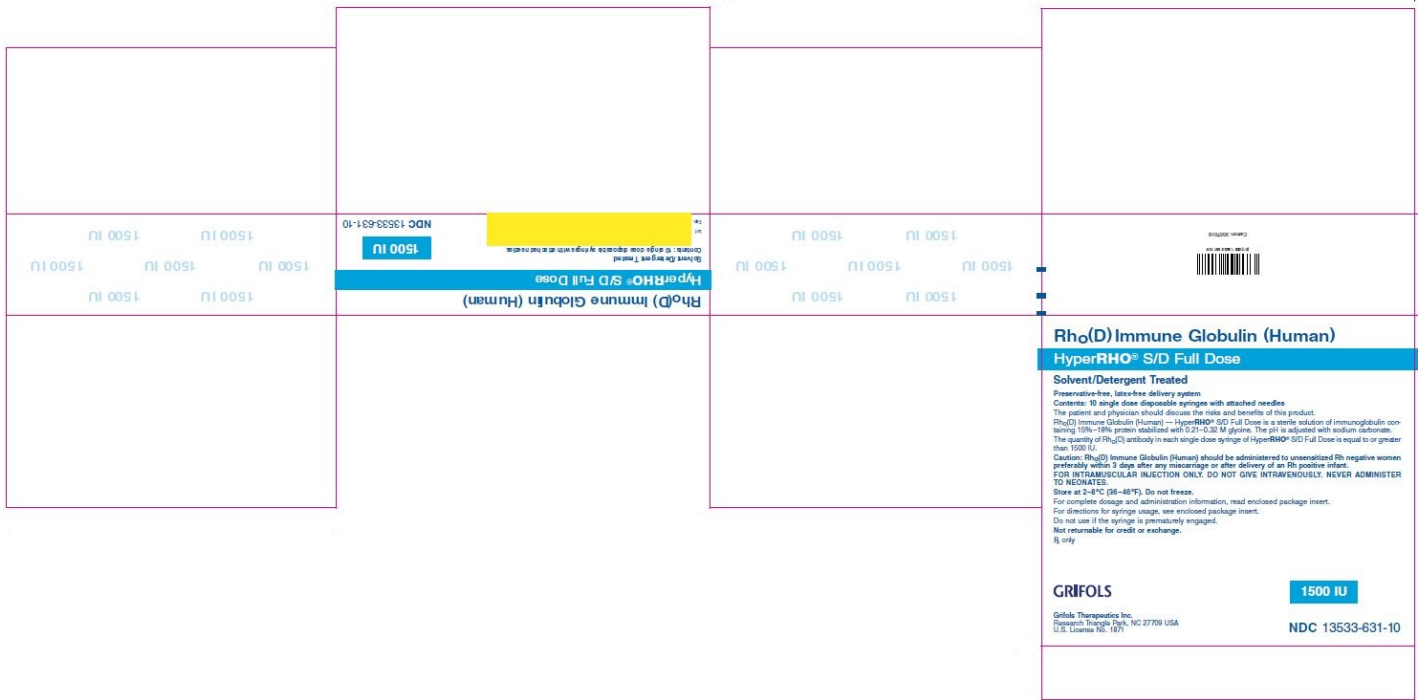
Lot

Exp.

1500 IU

NDC 13533-631-10

Carton: 3037018



HYPERRHO S/D FULL DOSE			
rho(d) immune globulin (human) solution			
Product Information			
Product Type	PLASMA DERIVATIVE	Item Code (Source)	NDC:13533-631
Route of Administration	INTRAMUSCULAR		
Active Ingredient/Active Moiety			
	Ingredient Name	Basis of Strength	Strength
	Human Rho(d) Immune Globulin (UNII: 48 W718 1FLP) (Human Rho(d) Immune Globulin - UNII:48 W718 1FLP)	Human Rho(d) Immune Globulin	1500 [iU]
Inactive Ingredients			
	Ingredient Name	Strength	
	Glycine (UNII: TE7660 XO1C)		
	Water (UNII: 059QF0 KO0R)		
Product Characteristics			
Color	YELLOW (Clear liquid, colorless to pale yellow)	Score	
Shape		Size	
Flavor		Imprint Code	
Contains			
Packaging			

#	Item Code	Package Description	Marketing Start Date	Marketing End Date
1	NDC:13533-631-02	1 in 1 CARTON		
1	NDC:13533-631-20	1 in 1 SYRINGE; Type 3: Prefilled Biologic Delivery Device/System (syringe, patch, etc.)		
2	NDC:13533-631-10	10 in 1 CARTON		
2	NDC:13533-631-20	1 in 1 SYRINGE; Type 3: Prefilled Biologic Delivery Device/System (syringe, patch, etc.)		

Marketing Information

Marketing Category	Application Number or Monograph Citation	Marketing Start Date	Marketing End Date
BLA	BLA101141	08/14/1996	

Labeler - GRIFOLS USA, LLC (048987452)

Establishment

Name	Address	ID/FEI	Business Operations
Grifols Therapeutics Inc.		6 110 19 113	MANUFACTURE(13533-631)

Revised: 3/2017

GRIFOLS USA, LLC