

ACETYLCYSTEINE - acetylcysteine injection, solution

AuroMedics Pharma LLC

HIGHLIGHTS OF PRESCRIBING INFORMATION

These highlights do not include all the information needed to use ACETYLCYSTEINE INJECTION safely and effectively. See full prescribing information for ACETYLCYSTEINE INJECTION.

ACETYLCYSTEINE injection, for intravenous use

Initial U.S. Approval: 2004

----- INDICATIONS AND USAGE -----

Acetylcysteine injection is an antidote for acetaminophen overdose indicated to prevent or lessen hepatic injury after ingestion of a potentially hepatotoxic quantity of acetaminophen (1)

----- DOSAGE AND ADMINISTRATION -----

The total dose of acetylcysteine injection is 300 mg/kg given as 3 separate doses and administered over a total of 21 hrs. Please refer to the guidelines below for dose preparation based upon patient weight.

Dosing for patients who weigh 5 kg to 20 kg (2.1):

Loading Dose: 150 mg/kg diluted in 3 mL/kg of diluent* administered over 1 hr

Second Dose: 50 mg/kg diluted in 7 mL/kg of diluent* administered over 4 hrs

Third Dose: 100 mg/kg diluted in 14 mL/kg of diluent* administered over 16 hrs

Dosing for patients who weigh 21 kg to 40 kg (2.1):

Loading Dose: 150 mg/kg diluted in 100 mL of diluent* administered over 1 hr

Second Dose: 50 mg/kg diluted in 250 mL of diluent* administered over 4 hrs

Third Dose: 100 mg/kg diluted in 500 mL of diluent* administered over 16 hrs

Dosing for patients who weigh 41 kg to 100 kg (2.1):

Loading Dose: 150 mg/kg diluted in 200 mL of diluent* administered over 1 hr

Second Dose: 50 mg/kg diluted in 500 mL of diluent* administered over 4 hrs

Third Dose: 100 mg/kg diluted in 1,000 mL of diluent* administered over 16 hrs

*Acetylcysteine injection is compatible with the following diluents; 5% Dextrose in Water, 0.45% Sodium Chloride Injection, and Sterile Water for Injection

Dosing for patients who weigh more than 100 kg (2.1):

No specific studies have been conducted to evaluate the use of or necessity of dosing adjustments in patients weighing over 100 kg. Limited information is available regarding the dosing requirements of patients that weigh more than 100 kg. The dose of acetylcysteine injection recommended in these patients should be a loading dose of 15,000 mg infused over one hour followed by a first maintenance dose of 5,000 mg over 4 hrs and a second maintenance dose of 10,000 mg over 16 hrs.

----- DOSAGE FORMS AND STRENGTHS -----

Each single-dose vial contains 6 g/30 mL (200 mg/mL), acetylcysteine injection (3)

----- CONTRAINDICATIONS -----

Patients with previous anaphylactoid reaction to acetylcysteine (4)

----- WARNINGS AND PRECAUTIONS -----

- Monitor for acute flushing and erythema of the skin may occur; usually associated with the loading dose; often resolves spontaneously despite continued infusion (5.1)
- Monitor for serious anaphylactoid reactions; infusion may be interrupted until treatment of anaphylactoid symptoms has been initiated (5.1)
- Should be used with caution in patients with asthma, or where there is a history of bronchospasm (5.2)
- Total volume administered should be adjusted for patients less than 40 kg and for those requiring fluid restriction (5.3)

----- ADVERSE REACTIONS -----

Most common adverse reactions (incidence greater than 2%) are rash, urticaria/ facial flushing and pruritus (6.1)

To report SUSPECTED ADVERSE REACTIONS, contact AuroMedics Pharma LLC at 1-866-850-2876 or FDA at 1-800-FDA-1088 or www.fda.gov/medwatch.

----- **DRUG INTERACTIONS** -----

No drug-drug interaction studies have been conducted (7)

----- **USE IN SPECIFIC POPULATIONS** -----

Pregnancy: This drug should be used during pregnancy only if clearly needed (8.1)

Nursing Mothers: Unknown if drug is excreted in human milk (8.3)

Pediatric Use: See dose adjustment for patients less than 40 kg (2)

See 17 for PATIENT COUNSELING INFORMATION.

Revised: 3/2017

FULL PRESCRIBING INFORMATION: CONTENTS*

1 INDICATIONS AND USAGE

1.1 Acetaminophen Assays Interpretation and Methodology – Acute Ingestion

1.2 Acetaminophen Assays Interpretation and Methodology – Repeated Supratherapeutic Ingestion

2 DOSAGE AND ADMINISTRATION

2.1 Administration Instructions (Three-Bag Method: Loading, Second and Third Dose)

2.2 Volume Adjustment: Patients less than 40 kg and Requiring Fluid Restriction

2.3 Renal Impairment

2.4 Hepatic Impairment

3 DOSAGE FORMS AND STRENGTHS

4 CONTRAINDICATIONS

5 WARNINGS AND PRECAUTIONS

5.1 Anaphylactoid Reactions

5.2 Monitoring Patients with Asthma

5.3 Volume Adjustment: Patients less than 40 kg and Requiring Fluid Restriction

6 ADVERSE REACTIONS

6.1 Clinical Studies Experience

7 DRUG INTERACTIONS

8 USE IN SPECIFIC POPULATIONS

8.1 Pregnancy

8.3 Nursing Mothers

8.4 Pediatric Use

8.5 Geriatric Use

10 OVERDOSAGE

11 DESCRIPTION

12 CLINICAL PHARMACOLOGY

12.1 Mechanism of Action

12.3 Pharmacokinetics

13 NONCLINICAL TOXICOLOGY

13.1 Carcinogenesis, Mutagenesis, Impairment of Fertility

14 CLINICAL STUDIES

16 HOW SUPPLIED/STORAGE AND HANDLING

17 PATIENT COUNSELING INFORMATION

* Sections or subsections omitted from the full prescribing information are not listed.

1 INDICATIONS AND USAGE

Acetylcysteine injection is an antidote for acetaminophen overdose indicated to prevent or lessen hepatic injury after ingestion of a potentially hepatotoxic quantity of acetaminophen. Overdose incidences are divided into two types; Acute Ingestion or Repeated Supratherapeutic Ingestion (RSI). [see *Dosage and Administration (2)* and *Acetaminophen Assays – Interpretation and Methodology-(Acute or Repeated Supratherapeutic Ingestion) (1.1, 1.2)*].

On admission for suspected acute acetaminophen overdose, a serum blood sample should be drawn at least 4 hours after ingestion to determine the acetaminophen level and will serve as a basis for determining the need for treatment with acetylcysteine. If the patient presents after 4 hours post-ingestion, the serum acetaminophen sample should be determined immediately.

Acetylcysteine injection should be administered within 8 hours from acetaminophen ingestion for maximal protection against hepatic injury for patients whose serum acetaminophen levels fall above the “possible” toxicity line on the Rumack-Matthew nomogram (line connecting 150 mcg/mL at 4 hours with 37.5 mcg/mL at 12 hours); [see *Acetaminophen Assays – Interpretation and Methodology (1.1, 1.2)*]. If the time of ingestion is unknown, or the serum acetaminophen level is not available, cannot be interpreted, or is not available within the 8 hour time interval from acetaminophen ingestion, acetylcysteine injection should be administered immediately if 24 hours or less have elapsed from the reported time of ingestion of an overdose of acetaminophen, regardless of the quantity reported to have been ingested.

The aspartate aminotransferase (AST, SGOT), alanine aminotransferase (ALT, SGPT), bilirubin, prothrombin time, creatinine, blood urea nitrogen (BUN), blood glucose, and electrolytes also should be determined in order to monitor hepatic and renal function and electrolyte and fluid balance.

NOTE: The critical ingestion-treatment interval for maximal protection against severe hepatic injury is between 0 to 8 hours. Efficacy diminishes progressively after 8 hours and treatment initiation between 15 and 24 hours post-ingestion of acetaminophen yields limited efficacy. However, it does not appear to worsen the condition of patients and it should not be withheld, since the reported time of ingestion may not be correct.

1.1 Acetaminophen Assays Interpretation and Methodology – Acute Ingestion

The acute ingestion of acetaminophen in quantities of 150 mg/kg or greater may result in hepatic toxicity. However, the reported history of the quantity of a drug ingested as an overdose is often inaccurate and is not a reliable guide to therapy of the overdose. Therefore, plasma or serum acetaminophen concentrations, determined as early as possible, but no sooner than four hours following an acute overdose, are essential in assessing the potential risk of hepatotoxicity. If an assay for acetaminophen cannot be obtained, it is necessary to assume that the overdose is potentially toxic.

Interpretation of Acetaminophen Assays

1. When results of the plasma acetaminophen assay are available, refer to the nomogram in Figure 1 to determine if plasma concentration is in the potentially toxic range. Values above the line connecting 200 mcg/mL at 4 hours with 50 mcg/mL at 12 hours (probable line) are associated with a probability of hepatic toxicity if an antidote is not administered.
2. If the predetoxification plasma level is above the line connecting 150 mcg/mL at 4 hours with 37.5 mcg/mL at 12 hours (possible line), continue with maintenance doses of acetylcysteine. It is better to err on the safe side and thus this line, defining possible toxicity, is plotted 25% below the line defining probable toxicity.
3. If the predetoxification plasma level is below the line connecting 150 mcg/mL at 4 hours with 37.5 mcg/mL at 12 hours (possible line), there is minimal risk of hepatic toxicity, and acetylcysteine

treatment may be discontinued.

Estimating Potential for Hepatotoxicity: The following depiction of the Rumack-Matthew nomogram has been developed to estimate the probability that plasma levels in relation to intervals post-ingestion will result in hepatotoxicity.

The Rumack-Matthew nomogram may underestimate the risk for hepatotoxicity in some patients with risk factors such as chronic alcoholism, malnutrition, or CYP2E1 enzyme inducing drugs (e.g., isoniazid).

Figure 1. Rumack-Matthew Nomogram

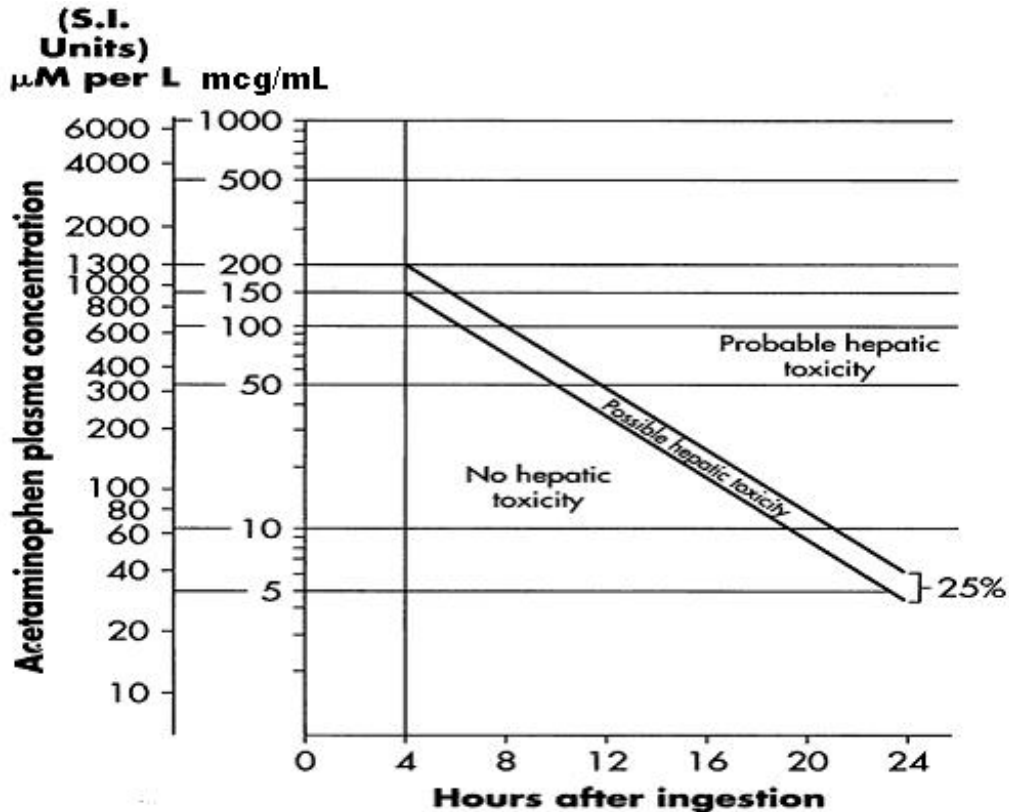


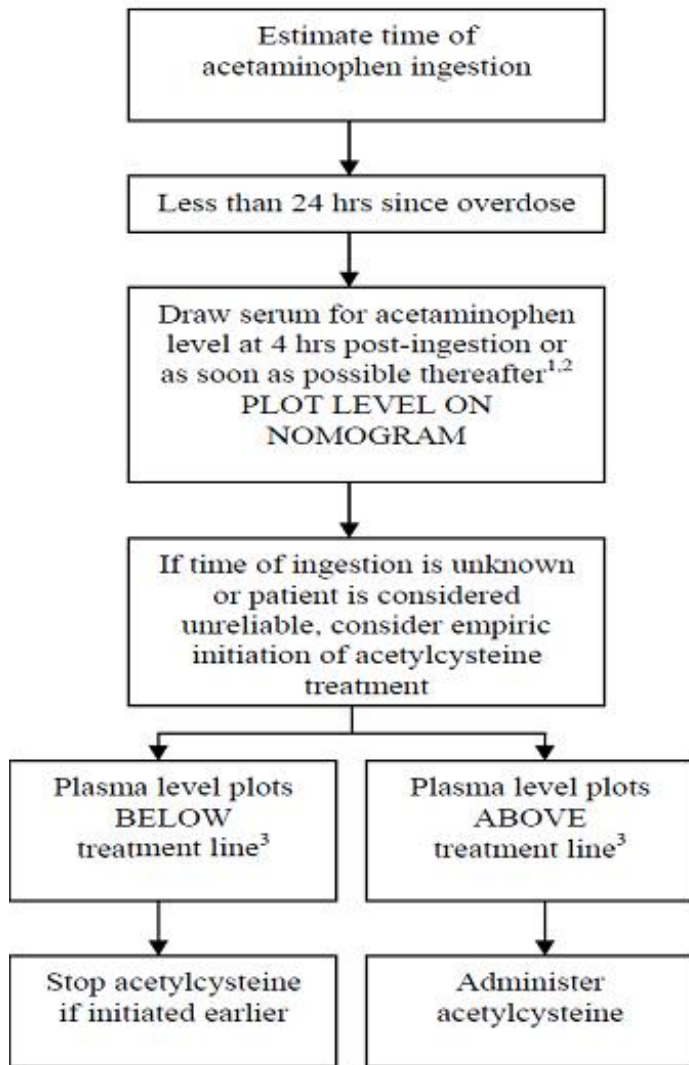
Figure 1. Michael J Hodgman, Alexander R Garrard, A Review of Acetaminophen Poisoning. *Crit Care Clin.* 28 (2012) 499-516.

Stephen J. Wolf, Kennon Heard, et.al, Clinical Policy: Critical Issues in the Management of Patients Presenting to the Emergency Department with Acetaminophen Overdose. *Ann Emerg Med.* 2007;50:292-313.

1.2 Acetaminophen Assays Interpretation and Methodology – Repeated Supratherapeutic Ingestion

Repeated Supratherapeutic Ingestion (RSI) is defined as ingestion of acetaminophen at doses higher than those recommended for extended periods of time. The nomogram does not apply to patients with RSI. Treatment is based on the acetaminophen and elevated AST/ALT levels indicative of potential toxicity due to acetaminophen. For specific treatment information regarding the clinical management of repeated supratherapeutic acetaminophen overdose, please contact your regional poison center at 1-800-222-1222, or alternatively, a special health professional assistance line for acetaminophen overdose at 1-800-525-6115.

Figure 2. Acetylcysteine Injection Treatment Flow Chart



¹ Acetaminophen levels drawn less than 4 hours post-ingestion may be misleading.

² With an extended-release preparation, an acetaminophen level drawn less than 8 hours post-ingestion may be misleading. Draw a second level at 4 to 6 hours after the initial level. If either falls above the toxicity line, acetylcysteine treatment should be initiated.

³ Acetylcysteine may be withheld until acetaminophen assay results are available as long as initiation of treatment is not delayed beyond 8 hours post-ingestion. If more than 8 hours post-ingestion, start acetylcysteine treatment immediately.

2 DOSAGE AND ADMINISTRATION

The total dose of acetylcysteine injection is 300 mg/kg given as 3 separate doses and administered over a total of 21 hours. Please refer to the guidelines below for dose preparation based upon patient weight. The total volume administered should be adjusted for patients less than 40 kg and for those requiring fluid restriction (see Tables 1 and 2).

2.1 Administration Instructions (Three-Bag Method: Loading, Second and Third Dose)

Dosing for Patients who weigh 5 kg to 20 kg (Table 1):

Loading Dose: 150 mg/kg diluted in 3 mL/kg of diluent* administered over 1 hr

Second Dose: 50 mg/kg diluted in 7 mL/kg of diluent* administered over 4 hrs

Third Dose: 100 mg/kg diluted in 14 mL/kg of diluent* administered over 16 hrs

Table 1. Three Bag Method Dosage Guide by Weight in Patients 5 kg to 20 kg						
Body Weight (kg)	Bag 1 (loading dose):		Bag 2 (second dose):		Bag 3 (third dose):	
	150 mg/kg in 3 mL/kg of diluent* infused over 1 hour		50 mg/kg in 7 mL/kg of diluent* infused over 4 hours		100 mg/kg diluted in 14 mL/kg of diluent* infused over 16 hours	
	Acetylcysteine Injection Total Dose	Diluent volume	Acetylcysteine Injection Total Dose	Diluent volume	Acetylcysteine Injection Total Dose	Diluent volume
5 kg	750 mg	15 mL	250 mg	35 mL	500 mg	70 mL
10 kg	1,500 mg	30 mL	500 mg	70 mL	1,000 mg	140 mL
15 kg	2,250 mg	45 mL	750 mg	105 mL	1,500 mg	210 mL
20 kg	3,000 mg	60 mL	1,000 mg	140 mL	2,000 mg	280 mL

*Acetylcysteine injection is compatible with the following diluents; 5% Dextrose in Water, 0.45% Sodium Chloride Injection, and Sterile Water for Injection.

See also Section 2.2 Volume Adjustment: Patients less than 40 kg and Requiring Fluid Restriction

Dosing for patients who weigh 21 kg to 40 kg (Table 2):

Loading Dose: 150 mg/kg diluted in 100 mL of diluent* administered over 1 hr

Second Dose: 50 mg/kg diluted in 250 mL of diluent* administered over 4 hrs

Third Dose: 100 mg/kg diluted in 500 mL of diluent* administered over 16 hrs

Table 2. Three Bag Method Dosage Guide by Weight in Patients 21 kg to 40 kg			
Body Weight (kg)	Bag 1 (loading dose):	Bag 2 (second dose):	Bag 3 (third dose):
	150 mg/kg in 100 mL of diluent* infused over 1 hr	50 mg/kg in 250 mL of diluent* infused over 4 hrs	100 mg/kg in 500 mL of diluent* infused over 16 hrs
	Acetylcysteine Injection Total Dose (mg)	Acetylcysteine Injection Total Dose (mg)	Acetylcysteine Injection Total Dose (mg)
21 kg	3,150 mg	1,050 mg	2,100 mg
30 kg	4,500 mg	1,500 mg	3,000 mg
40 kg	6,000 mg	2,000 mg	4,000 mg

*Acetylcysteine injection is compatible with the following diluents; 5% Dextrose in Water, 0.45% Sodium Chloride Injection, and Sterile Water for Injection.

See also Section 2.2 Volume Adjustment: Patients less than 40 kg and Requiring Fluid Restriction.

Dosing for patients who weigh 41 kg to 100 kg (Table 3):

Loading Dose: 150 mg/kg diluted in 200 mL of diluent* administered over 1 hr

Second Dose: 50 mg/kg diluted in 500 mL of diluent* administered over 4 hrs

Third Dose: 100 mg/kg diluted in 1,000 mL of diluent administered over 16 hrs

Table 3. Three Bag Method Dosage Guide by Weight in Patients 41 kg to 100 kg			
Body Weight (kg)	Bag 1 (loading dose):	Bag 2 (second dose):	Bag 3 (third dose):

	150 mg/kg diluted in 200 mL of diluent* infused over 1 hr	50 mg/kg diluted in 500 mL of diluent* infused over 4 hrs	100 mg/kg diluted in 1,000 mL of diluent* infused over 16 hrs
	Acetylcysteine Injection Total Dose (mg)	Acetylcysteine Injection Total Dose (mg)	Acetylcysteine Injection Total Dose (mg)
41 kg	6,150 mg	2,050 mg	4,100 mg
50 kg	7,500 mg	2,500 mg	5,000 mg
60 kg	9,000 mg	3,000 mg	6,000 mg
70 kg	10,500 mg	3,500 mg	7,000 mg
80 kg	12,000 mg	4,000 mg	8,000 mg
90 kg	13,500 mg	4,500 mg	9,000 mg
100 kg	15,000 mg	5,000 mg	10,000 mg

*Acetylcysteine injection is compatible with the following diluents; 5% Dextrose, 0.45% Sodium Chloride Injection, and Sterile Water for Injection.

Patients Weighing More Than 100 kg

No specific studies have been conducted to evaluate the use of or necessity of dosing adjustments in patients weighing over 100 kg. Limited information is available regarding the dosing requirements of patients that weigh more than 100 kg. The dose of acetylcysteine injection recommended in these patients should be a loading dose of 15,000 mg infused over a period of one hour followed by a first maintenance dose of 5,000 mg over 4 hours and a second maintenance dose of 10,000 mg over 16 hours (See Table 3).

Continued Therapy beyond 21 Hours

While there is no clinical trial data to support infusions beyond 21 hours there is literature that supports continued infusion of acetylcysteine in some rare instances. In cases of suspected massive overdose, or with concomitant ingestion of other substances, or in patients with preexisting liver disease, the absorption and/or the half-life of acetaminophen may be prolonged, in such cases consideration should be given to the need for continued infusion of N-acetylcysteine beyond 21 hours. Acetaminophen levels and ALT/AST & INR should be checked before the end of the 21-hour infusion. If acetaminophen levels are still detectable, or in cases in which the ALT/AST are still increasing or the INR remains elevated, the infusion should be continued, and the treating physician should contact a U.S. regional poison center at 1-800-222-1222, or alternatively, a “special health professional assistance line for acetaminophen overdose” at 1-800-525-6115 for assistance with dosing recommendations.

2.2 Volume Adjustment: Patients less than 40 kg and Requiring Fluid Restriction

The total volume administered should be adjusted for patients less than 40 kg and for those requiring fluid restriction. To avoid fluid overload, the volume of diluent should be reduced as clinically needed. If the volume of the infusion is not adjusted, fluid overload can occur, potentially resulting in hyponatremia, seizure and death. [see Dosage and Administration (2)].

As Acetylcysteine injection is hyperosmolar (2,600 mOsmol/L), caution is advised when the diluent volume is decreased as the hyperosmolarity of the solution is increased. See Table 4 below for examples.

Acetylcysteine Injection Concentration mg/mL	Osmolarity in ½ Normal Saline	Osmolarity in D5W	Osmolarity in Sterile Water for Injection
---	----------------------------------	-------------------	--

7 mg/mL	245 mOsmol/L	343 mOsmol/L	91 mOsmol/L*
24 mg/mL	466 mOsmol/L	564 mOsmol/L	312 mOsmol/L

*Osmolarity should be adjusted to a physiologically safe level, (generally not less than 150 mOsmol/L in children).

Single dose vial, preservative-free, discard unused portion. If vial was previously opened, do not use for intravenous administration.

Stability studies indicate that the diluted solution is stable for 24 hours at controlled room temperature.

Note: The color of acetylcysteine injection may turn from essentially colorless to a slight pink or purple once the stopper is punctured. The color change does not affect the quality of the product.

2.3 Renal Impairment

No data are available to determine if a dose adjustment in patients with moderate or severe renal impairment is required.

2.4 Hepatic Impairment

Although there was a threefold increase in acetylcysteine plasma concentrations in patients with hepatic cirrhosis, no data are available to determine if a dose adjustment in these patients is required. The published medical literature does not indicate that the dose of acetylcysteine in patients with hepatic impairment should be reduced.

3 DOSAGE FORMS AND STRENGTHS

Each single dose vial contains 6 g/30 mL (200 mg/mL) of acetylcysteine injection. Acetylcysteine injection is sterile and can be used for intravenous administration.

4 CONTRAINDICATIONS

Acetylcysteine injection is contraindicated in patients with previous anaphylactoid reactions to acetylcysteine.

5 WARNINGS AND PRECAUTIONS

5.1 Anaphylactoid Reactions

Serious anaphylactoid reactions, including death in a patient with asthma, have been reported in patients administered acetylcysteine intravenously.

Acute flushing and erythema of the skin may occur in patients receiving acetylcysteine intravenously. These reactions usually occur 30 to 60 minutes after initiating the infusion and often resolve spontaneously despite continued infusion of acetylcysteine. Anaphylactoid reactions (defined as the occurrence of an acute hypersensitivity reaction during acetylcysteine administration including rash, hypotension, wheezing, and/or shortness of breath), have been observed in patients receiving intravenous acetylcysteine for acetaminophen overdose and occurred soon after initiation of the infusion [see Adverse Reactions (6.1)]. If a reaction to acetylcysteine involves more than simply flushing and erythema of the skin, it should be treated as an anaphylactoid reaction. This usually entails administering antihistaminic drugs and in severe cases may require administration of epinephrine. In addition, the acetylcysteine infusion may be interrupted until treatment of the anaphylactoid symptoms has been initiated and then carefully restarted. If the anaphylactoid reaction returns upon reinitiation of treatment or increases in severity, intravenous acetylcysteine should be discontinued and alternative

patient management should be considered.

5.2 Monitoring Patients with Asthma

Acetylcysteine should be used with caution in patients with asthma, or where there is a history of bronchospasm.

5.3 Volume Adjustment: Patients less than 40 kg and Requiring Fluid Restriction

The total volume administered should be adjusted for patients less than 40 kg and for those requiring fluid restriction. To avoid fluid overload, the volume of diluent should be reduced as needed [see Dosage and Administration (2)]. If volume is not adjusted fluid overload can occur, potentially resulting in hyponatremia, seizure and death.

For specific treatment information regarding the clinical management of acetaminophen overdose, please contact your regional poison center at 1-800-222-1222, or alternatively, a special health professional assistance line for acetaminophen overdose at 1-800-525-6115.

6 ADVERSE REACTIONS

6.1 Clinical Studies Experience

Because clinical trials are conducted under widely varying conditions, adverse reaction rates observed in the clinical trials of a drug cannot be directly compared to rates in the clinical trials of another drug and may not reflect the rates observed in practice.

In the literature the most frequently reported adverse reactions attributed to intravenous acetylcysteine administration were rash, urticaria and pruritus. The frequency of adverse reactions has been reported to be between 0.2% and 20.8%, and they most commonly occur during the initial loading dose of acetylcysteine.

Loading Dose/Infusion Rate Study

The incidence of drug-related adverse reactions occurring within the first 2 hours following acetylcysteine administration reported in a randomized study in patients with acetaminophen poisoning is presented in Table 5 by preferred term. In this study patients were randomized to a 15-minute or a 60-minute loading dose regimen.

Within the first 2 hours following intravenous acetylcysteine administration, 17% developed an anaphylactoid reaction (18% in the 15-minute treatment group; 14% in the 60-minute treatment group) in this randomized, open-label, multi-center clinical study conducted in Australia to compare the rates of anaphylactoid reactions between two rates of infusion for the intravenous acetylcysteine loading dose [see *Warnings (Section 5)* and *Clinical Studies - Loading Dose/Infusion Rate Study (Section 14)*].

Table 5. Incidence of Drug-Related Adverse Reactions Occurring Within the First 2 Hours Following Study Drug Administration by Preferred Term: Loading Dose/Infusion Rate Study

Treatment Group	15-mins				60-mins			
Number of Patients	n = 109				n = 71			
Cardiac disorders	5 (5%)				2 (3%)			
Severity:	<i>Unkn</i>	<i>Mild</i>	<i>Moderate</i>	<i>Severe</i>	<i>Unkn</i>	<i>Mild</i>	<i>Moderate</i>	<i>Severe</i>
Tachycardia NOS		4 (4%)	1 (1%)			2 (3%)		
Gastrointestinal disorders	16 (15%)				7 (10%)			

Severity: Nausea Vomiting NOS	<i>Unkn</i>	<i>Mild</i>	<i>Moderate</i>	<i>Severe</i>	<i>Unkn</i>	<i>Mild</i>	<i>Moderate</i>	<i>Severe</i>
	1 (1%)		6 (6%)			1 (1%)	1 (1%)	
Immune System Disorders	20 (18%)				10 (14%)			
Severity: Anaphylactoid reaction	<i>Unkn</i>	<i>Mild</i>	<i>Moderate</i>	<i>Severe</i>	<i>Unkn</i>	<i>Mild</i>	<i>Moderate</i>	<i>Severe</i>
	2 (2%)	6 (6%)	11 (10%)	1 (1%)		4 (6%)	5 (7%)	1 (1%)
Respiratory, thoracic and mediastinal disorders	2 (2%)				2 (3%)			
Severity: Pharyngitis Rhinorrhoea Rhonchi Throat tightness	<i>Unkn</i>	<i>Mild</i>	<i>Moderate</i>	<i>Severe</i>	<i>Unkn</i>	<i>Mild</i>	<i>Moderate</i>	<i>Severe</i>
			1 (1%)					
Skin & subcutaneous tissue disorders	<i>Unkn</i>	<i>Mild</i>	<i>Moderate</i>	<i>Severe</i>	<i>Unkn</i>	<i>Mild</i>	<i>Moderate</i>	<i>Severe</i>
		1 (1%)						
Severity: Pruritus Rash NOS	<i>Unkn</i>	<i>Mild</i>	<i>Moderate</i>	<i>Severe</i>	<i>Unkn</i>	<i>Mild</i>	<i>Moderate</i>	<i>Severe</i>
		1 (1%)				2 (3%)		
Severity: Flushing	<i>Unkn</i>	<i>Mild</i>	<i>Moderate</i>	<i>Severe</i>	<i>Unkn</i>	<i>Mild</i>	<i>Moderate</i>	<i>Severe</i>
		1 (1%)	1 (1%)			2 (3%)	1 (1%)	

Unkn = *Unknown*

Postmarketing Safety Study

A large multi-center study was performed in Canada where data were collected from patients who were treated with intravenous acetylcysteine for acetaminophen overdose between 1980 and 2005. This study evaluated 4709 adult cases and 1905 pediatric cases. The incidence of anaphylactoid reactions in adult (overall incidence 7.9%) and pediatric (overall incidence 9.5%) patients is presented in Tables 6 and 7.

Table 6. Distribution of reported reactions in adult patients receiving intravenous acetylcysteine

Reaction	Incidence (%)
	% of Patients (n = 4709)
Urticaria/Facial Flushing	6.1%
Pruritus	4.3%
Respiratory Symptoms*	1.9%
Edema	1.6%
Hypotension	0.1%
Anaphylaxis	0.1%

Table 7. Distribution of reported reactions in pediatric patients receiving intravenous acetylcysteine

Reaction	Incidence (%)
	% of Patients (n = 1905)
Urticaria/Facial Flushing	7.6%
Pruritus	4.1%
Respiratory Symptoms*	2.2%
Edema	1.2%

Anaphylaxis	0.2%
Hypotension	0.1%

*Respiratory symptoms are defined as presence of any of the following: cough, wheezing, stridor, shortness of breath, chest tightness, respiratory distress, or bronchospasm.

7 DRUG INTERACTIONS

No drug-drug interaction studies have been conducted.

8 USE IN SPECIFIC POPULATIONS

8.1 Pregnancy

Pregnancy Category B

There are no adequate and well-controlled studies of acetylcysteine in pregnant women. However, limited case reports of pregnant women exposed to acetylcysteine during various trimesters did not report any adverse maternal, fetal or neonatal outcomes.

There are published reports on four pregnant women with acetaminophen toxicity, who were treated with oral or intravenous acetylcysteine at the time of delivery. Acetylcysteine crossed the placenta and was measurable following delivery in serum and cord blood of three viable infants and in cardiac blood of a fourth infant at autopsy (22 weeks gestational age who died 3 hours after birth). No adverse sequelae developed in the three viable infants. All mothers recovered and none of the infants had evidence of acetaminophen poisoning.

Reproduction studies were performed in rats at oral doses up to 2,000 mg/kg/day (1.1 times the recommended total human intravenous dose of 300 mg/kg based on body surface area comparison) and in rabbits at oral doses up to 1,000 mg/kg/day (1.1 times the recommended total human intravenous dose of 300 mg/kg based on body surface area comparison). No effects on fertility or harm to the fetus due to acetylcysteine were observed.

8.3 Nursing Mothers

It is not known whether acetylcysteine is present in human milk. Because many drugs are excreted in human milk, caution should be exercised when acetylcysteine is administered to a nursing woman. Based on the pharmacokinetics of acetylcysteine, it should be nearly completely cleared 30 hours after administration. Nursing women may consider resuming nursing 30 hours after administration.

8.4 Pediatric Use

No adverse effects were noted during intravenous infusion with acetylcysteine at a mean rate of 4.2 mg/kg/h for 24 hours to 10 preterm newborns ranging in gestational age from 25 to 31 weeks and in weight from 500 to 1,380 grams in one study or in 6 newborns ranging in gestational age from 26 to 30 weeks and in weight from 520 to 1,335 grams infused with acetylcysteine at 0.1 to 1.3 mg/kg/h for 6 days. Elimination of acetylcysteine was slower in these infants than in adults; mean elimination half-life was 11 hours. There are no adequate and well-controlled studies in pediatric patients.

8.5 Geriatric Use

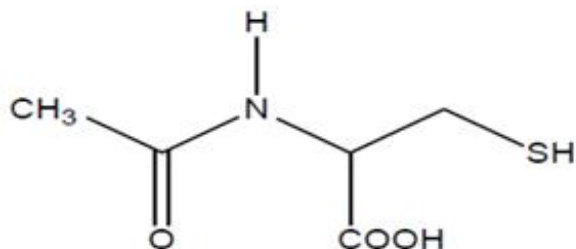
The clinical studies do not provide a sufficient number of geriatric subjects to determine whether the elderly respond differently.

10 OVERDOSAGE

Single intravenous doses of acetylcysteine at 1,000 mg/kg in mice, 2,445 mg/kg in rats, 1,500 mg/kg in guinea pigs, 1,200 mg/kg in rabbits and 500 mg/kg in dogs were lethal. Symptoms of acute toxicity were ataxia, hypoactivity, labored respiration, cyanosis, loss of righting reflex and convulsions.

11 DESCRIPTION

Acetylcysteine injection is an intravenous antidote for the treatment of acetaminophen overdose. Acetylcysteine is the nonproprietary name for the N-acetyl derivative of the naturally occurring amino acid, L-cysteine (N-acetyl-L-cysteine). The compound is a white crystalline powder, which melts in the range of 104° to 110°C and has a very slight odor. The molecular formula of the compound is C₅H₉NO₃S, and its molecular weight is 163.2. Acetylcysteine has the following structural formula:



Acetylcysteine injection is supplied as a sterile solution in vials containing 20% w/v (200 mg/mL) acetylcysteine USP. The pH of the solution ranges from 6.0 to 7.5. Acetylcysteine injection contains the following inactive ingredients: 0.5 mg/mL edetate disodium, sodium hydroxide (used for pH adjustment), and Water for Injection, USP.

12 CLINICAL PHARMACOLOGY

12.1 Mechanism of Action

Acetaminophen Overdose:

Acetaminophen is absorbed from the upper gastrointestinal tract with peak plasma levels occurring between 30 and 60 minutes after therapeutic doses and usually within 4 hours following an overdose. It is extensively metabolized in the liver to form principally the sulfate and glucuronide conjugates which are excreted in the urine. A small fraction of an ingested dose is metabolized in the liver by isozyme CYP2E1 of the cytochrome P-450 mixed function oxidase enzyme system to form a reactive, potentially toxic, intermediate metabolite. The toxic metabolite preferentially conjugates with hepatic glutathione to form nontoxic cysteine and mercapturic acid derivatives, which are then excreted by the kidney. Recommended therapeutic doses of acetaminophen are not believed to saturate the glucuronide and sulfate conjugation pathways and therefore are not expected to result in the formation of sufficient reactive metabolite to deplete glutathione stores. However, following ingestion of a large overdose, the glucuronide and sulfate conjugation pathways are saturated resulting in a larger fraction of the drug being metabolized via the cytochrome P-450 pathway and therefore, the amount of acetaminophen metabolized to the reactive intermediate increases. The increased formation of the reactive metabolite may deplete the hepatic stores of glutathione with subsequent binding of the metabolite to protein molecules within the hepatocyte resulting in cellular necrosis.

Acetylcysteine Intravenous Treatment:

Acetylcysteine has been shown to reduce the extent of liver injury following acetaminophen overdose. It is most effective when given early, with benefit seen principally in patients treated within 8 to 10 hours of the overdose. Acetylcysteine likely protects the liver by maintaining or restoring the glutathione levels, or by acting as an alternate substrate for conjugation with, and thus detoxification of,

the reactive metabolite.

12.3 Pharmacokinetics

Distribution:

The steady-state volume of distribution ($V_{d_{ss}}$) and the protein binding for acetylcysteine were reported to be 0.47 liter/kg and 83%, respectively.

Metabolism:

Acetylcysteine may form cysteine, disulfides and conjugates *in vivo* (N, N'-diacetylcysteine, N-acetylcysteine-cysteine, N-acetylcysteine-glutathione, N-acetylcysteine-protein, etc). Based on published data, it was reported that after an oral dose of ^{35}S -acetylcysteine, about 22% of total radioactivity was excreted in urine after 24 hours. No metabolites were identified.

Elimination:

After a single intravenous dose of acetylcysteine, the plasma concentration of total acetylcysteine declined in a poly-exponential decay manner with a mean terminal half-life ($T_{1/2}$) of 5.6 hours. The mean clearance (CL) for acetylcysteine was reported to be 0.11 liter/hr/kg and renal CL constituted about 30% of total CL.

Special Populations:

Gender: Adequate information is not available to assess if there are differences in pharmacokinetics (PK) between males and females.

Pediatric: The mean elimination $T_{1/2}$ of acetylcysteine is longer in newborns (11 hours) than in adults (5.6 hours). Pharmacokinetic information is not available in other age groups.

Pregnant Women: In four pregnant women with acetaminophen toxicity, oral or intravenous acetylcysteine was administered at the time of delivery. Acetylcysteine was detected in the cord blood of 3 viable infants and in cardiac blood of a fourth infant sampled at autopsy [see *Pregnancy (8.1)*].

Hepatic Impairment: In subjects with severe liver damage, i.e., cirrhosis due to alcohol (with Child-Pugh score of 7 to 13), or primary and/or secondary biliary cirrhosis (with Child-Pugh score of 5 to 7), mean $T_{1/2}$ increased by 80% while mean CL decreased by 30% compared to the control group.

Renal Impairment: Pharmacokinetic information is not available in patients with renal impairment.

Geriatric Patients: Adequate information on acetylcysteine PK in geriatric patients is not available.

13 NONCLINICAL TOXICOLOGY

13.1 Carcinogenesis, Mutagenesis, Impairment of Fertility

Long-term studies in animals have not been performed to evaluate the carcinogenic potential of acetylcysteine.

Acetylcysteine was not genotoxic in the Ames test or the *in vivo* mouse micronucleus test. It was, however, positive in the *in vitro* mouse lymphoma cell (L5178Y/TK^{+/-}) forward mutation test.

Treatment of male rats with acetylcysteine at an oral dose of 250 mg/kg/day for 15 weeks (0.1 times the

recommended total human intravenous dose of 300 mg/kg based on body surface comparison) did not affect the fertility or general reproductive performance.

14 CLINICAL STUDIES

Loading Dose/Infusion Rate Study

A randomized, open-label, multi-center clinical study was conducted in Australia to compare the rates of anaphylactoid reactions between two rates of infusion for the intravenous acetylcysteine loading dose. One hundred nine subjects were randomized to a 15 minute infusion rate and seventy-one subjects were randomized to a 60 minute infusion rate. The loading dose was 150 mg/kg followed by a maintenance dose of 50 mg/kg over 4 hours and then 100 mg/kg over 16 hours. Of the 180 patients, 27% were male and 73% were female. Ages ranged from 15 to 83 years, with the mean age being 29.9 years (± 13).

A subgroup of 58 subjects (33 in the 15-minute treatment group; 25 in the 60-minute treatment group) was treated within 8 hours of acetaminophen ingestion. No hepatotoxicity occurred within this subgroup; however with 95% confidence, the true hepatotoxicity rates could range from 0% to 9% for the 15-minute treatment group and from 0% to 12% for the 60-minute treatment group.

Observational Study

An open-label, observational database contained information on 1749 patients who sought treatment for acetaminophen overdose over a 16-year period. Of the 1749 patients, 65% were female, 34% were male and less than 1% was transgender. Ages ranged from 2 months to 96 years, with 71.4% of the patients falling in the 16 to 40 year old age bracket. A total of 399 patients received acetylcysteine treatment. A post-hoc analysis identified 56 patients who (1) were at high or probable risk for hepatotoxicity (APAP greater than 150 mg/L at the four hours line according to the Australian nomogram) and (2) had a liver function test. Of the 53 patients who were treated with intravenous acetylcysteine (300 mg/kg intravenous acetylcysteine administered over 20 to 21 hours) within 8 hours, two (4%) developed hepatotoxicity (AST or ALT greater than 1,000 U/L). Twenty-one of 48 (44%) patients treated with acetylcysteine after 15 hours developed hepatotoxicity. The actual number of hepatotoxicity outcomes may be higher than what is reported here. For patients with multiple admissions for acetaminophen overdose, only the first overdose treated with intravenous acetylcysteine was examined. Hepatotoxicity may have occurred in subsequent admissions.

Evaluable data were available from a total of 148 pediatric patients (less than 16 years of age) who were admitted for poisoning following ingestion of acetaminophen, of whom 23 were treated with intravenous acetylcysteine. Of the 23 patients who received intravenous acetylcysteine treatment, 3 patients (13%) had an adverse reaction (anaphylactoid reaction, rash and flushing, transient erythema). There were no deaths of pediatric patients. None of the pediatric patients receiving intravenous acetylcysteine developed hepatotoxicity while two patients not receiving intravenous acetylcysteine developed hepatotoxicity. The number of pediatric patients is too small to provide a statistically significant finding of efficacy; however the results appear to be consistent to those observed for adults.

Postmarketing Safety Study [see 6.1 Clinical Studies Experience]

16 HOW SUPPLIED/STORAGE AND HANDLING

Acetylcysteine injection is available as a 20% solution (200 mg/mL) in 30 mL single dose glass vials. Each single dose vial contains 6 g/30 mL (200 mg/mL) of acetylcysteine injection. Acetylcysteine injection is sterile and can be used for intravenous administration. It is available as follows:

6 g per 30 mL (200 mg / mL)

30 mL single dose vials
in a carton of 4

NDC 55150-259-30

Do not use previously opened vials for intravenous administration.

Note: The color of acetylcysteine injection may turn from essentially colorless to a slight pink or purple once the stopper is punctured. The color change does not affect the quality of the product.

The stopper in the acetylcysteine injection vial is formulated with a synthetic base-polymer and does not contain Natural Rubber Latex, Dry Natural Rubber, or blends of Natural Rubber.

Storage

Store unopened vials at controlled room temperature, 20° to 25°C (68° to 77°F) [see USP Controlled Room Temperature].

17 PATIENT COUNSELING INFORMATION

Sensitivity to acetylcysteine: Patients should be advised to report to their physician any history of sensitivity to acetylcysteine [see Contraindications (4)].

Asthma: Patients should be advised to report to their physician any history of asthma [see Warnings and Precautions (5)].

For all questions concerning adverse reactions associated with the use of this product or for inquiries concerning our products, please contact us at 1-866-850-2876.

For specific treatment information regarding the clinical management of acetaminophen overdose, please contact your regional poison center at 1-800-222-1222, or alternatively, a special health professional assistance line for acetaminophen overdose at 1-800-525-6115.

Distributed by:

AuroMedics Pharma LLC
279 Princeton-Hightstown Rd.
E. Windsor, NJ 08520

Manufactured by:

Aurobindo Pharma Limited
Hyderabad - 500 038
India

PACKAGE LABEL-PRINCIPAL DISPLAY PANEL - 6 g per 30 mL (200 mg / mL) - Container Label

Rx only **NDC 55150-259-30**
Acetylcysteine
Injection
6 g per 30 mL
(200 mg / mL)
For Intravenous Use
Must be Further Diluted Before Use

Sterile **30 mL**
Non-pyrogenic **Single Dose Vial**

Rx only NDC 55150-259-30

AUROMEDICS

**Acetylcysteine
Injection**

6 g per 30 mL
(200 mg / mL)

For Intravenous Use

Must be Further Diluted Before Use

Sterile **30 mL**
Non-pyrogenic **Single Dose Vial**

Each mL contains: 200 mg acetylcysteine USP, 0.5 mg edetate disodium, sodium hydroxide (used for pH adjustment), and Water for Injection, USP.

Usual Dosage: See package insert for dosage information.

Store at 20° to 25°C (68° to 77°F) [see USP Controlled Room Temperature].

Preservative free, discard unused portion.

Do not use if previously opened.


Distributed by:

AuroMedics Pharma LLC
279 Princeton-Hightstown Rd.
E. Windsor, NJ 08520

Made in India

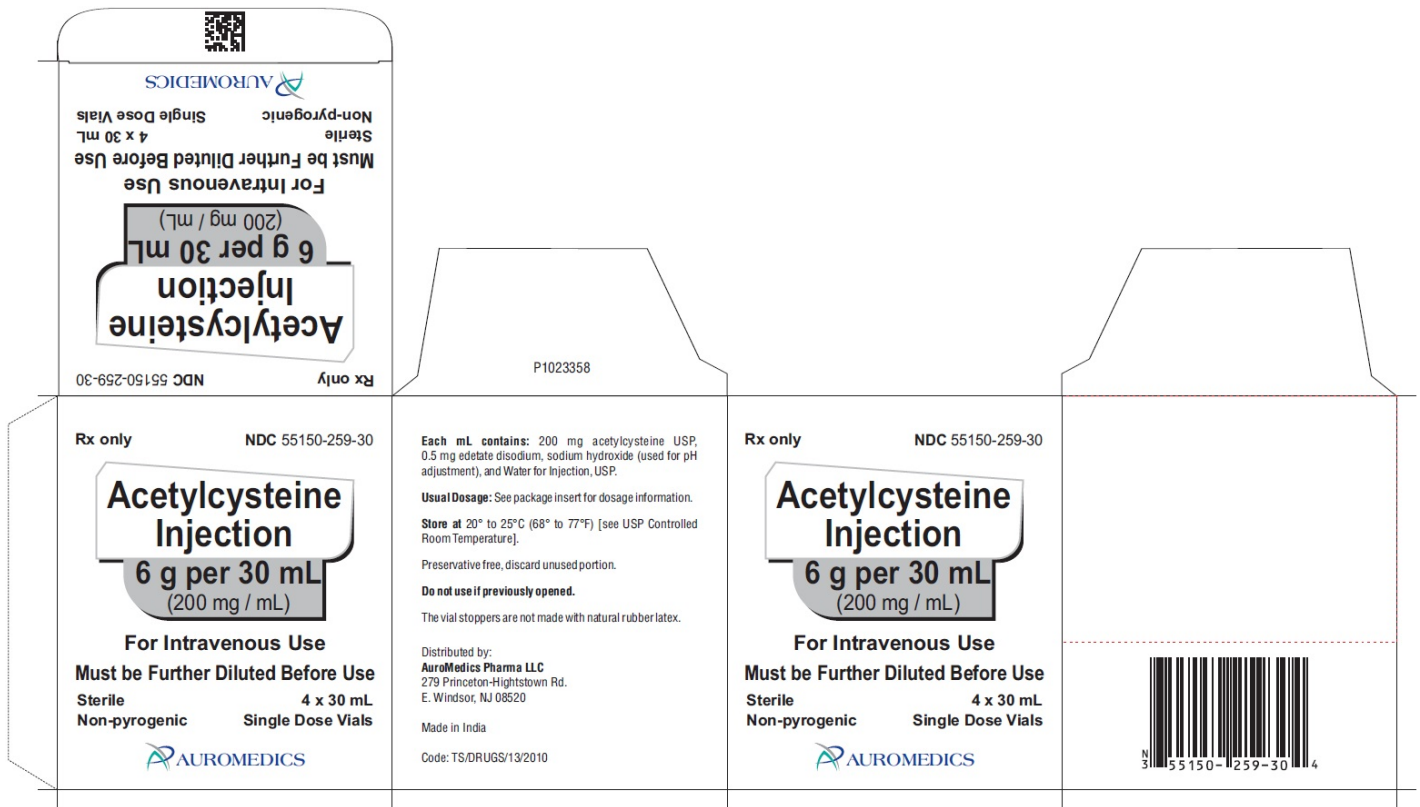
Code: TS/DRUGS/13/2010

P1416953



PACKAGE LABEL-PRINCIPAL DISPLAY PANEL - 6 g per 30 mL (200 mg / mL) - Container-Carton (4 Vials)

Rx only NDC 55150-259-30
Acetylcysteine
Injection
6 g per 30 mL
(200 mg / mL)
For Intravenous Use
Must be Further Diluted Before Use
Sterile 4 x 30 mL
Non-pyrogenic Single Dose Vials
AUROMEDICS



ACETYLCYSTEINE

acetylcysteine injection, solution

Product Information

Product Type	HUMAN PRESCRIPTION DRUG	Item Code (Source)	NDC:55150-259
Route of Administration	INTRAVENOUS		

Active Ingredient/Active Moiety

Ingredient Name	Basis of Strength	Strength
ACETYLCYSTEINE (UNII: WYQ7N0BPYC) (ACETYLCYSTEINE - UNII:WYQ7N0BPYC)	ACETYLCYSTEINE	6 g in 30 mL

Inactive Ingredients

Ingredient Name	Strength
EDETATE DISODIUM (UNII: 7FLD91C86K)	
SODIUM HYDROXIDE (UNII: 55X04QC32I)	
WATER (UNII: 059QF0K00R)	

Packaging

#	Item Code	Package Description	Marketing Start Date	Marketing End Date
1	NDC:55150-259-30	4 in 1 CARTON	02/29/2016	
1		30 mL in 1 VIAL, SINGLE-DOSE; Type 0: Not a Combination		

Product			
Marketing Information			
Marketing Category	Application Number or Monograph Citation	Marketing Start Date	Marketing End Date
ANDA	ANDA207358	02/29/2016	

Labeler - AuroMedics Pharma LLC (968961354)

Establishment			
Name	Address	ID/FEI	Business Operations
Aurobindo Pharma Limited		650498244	ANALYSIS(55150-259) , MANUFACTURE(55150-259)

Revised: 4/2018

AuroMedics Pharma LLC