

CEFACLOR- cefaclor for suspension
Cerecor, Inc.

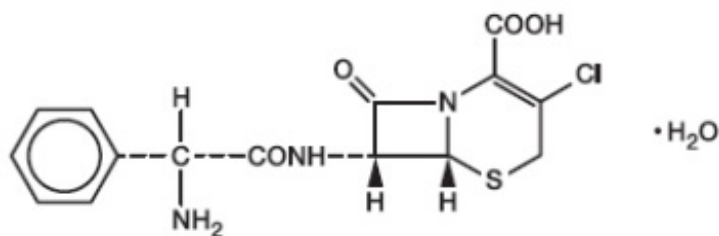
Cefaclor for Oral Suspension, USP

Rx Only

To reduce the development of drug-resistant bacteria and maintain the effectiveness of Cefaclor for Oral Suspension and other antibacterial drugs, Cefaclor for Oral Suspension, USP, should be used only to treat or prevent infections that are proven or strongly suspected to be caused by bacteria.

DESCRIPTION

Cefaclor, USP, is a semisynthetic cephalosporin antibiotic for oral administration. It is chemically designated as 3-chloro-7-D-(2-phenylglycinamido)-3-cephem-4-carboxylic acid monohydrate. The chemical formula for cefaclor is $C_{15}H_{14}ClN_3O_4S \cdot H_2O$ and the molecular weight is 385.82.



After mixing, each 5 mL of Cefaclor for Oral Suspension will contain cefaclor monohydrate equivalent to 125 mg (0.34 mmol), 250 mg (0.68 mmol), or 375 mg (1.0 mmol) anhydrous cefaclor. The suspensions also contain methylcellulose, sodium lauryl sulfate, sucrose, and xanthan gum, FD&C Red No. 40, strawberry flavor.

The color of drug powder in the dry powder state is white to off-white. After reconstitution, it turns to a red suspension.

CLINICAL PHARMACOLOGY

Cefaclor is well-absorbed after oral administration to fasting subjects. Total absorption is the same whether the drug is given with or without food; however, when it is taken with food, the peak concentration achieved is 50% to 75% of that observed when the drug is administered to fasting subjects and generally appears from three-fourths to 1 hour later. Following administration of 250 mg, 500 mg, and 1 g doses to fasting subjects, average peak serum levels of approximately 7, 13, and 23 mcg/mL, respectively, were obtained within 30 to 60 minutes. Approximately 60% to 85% of the drug is excreted unchanged in the urine within 8 hours, the greater portion being excreted within the first 2 hours. During this 8-hour period, peak urine concentrations following the 250 mg, 500 mg and 1 g doses were approximately 600, 900 and 1,900 mcg/mL, respectively. The serum half-life in normal subjects is 0.6 to 0.9 hour. In patients with reduced renal function, the serum half-life of cefaclor is slightly prolonged. In those with complete absence of renal function, the plasma half-life of the intact molecule is 2.3 to 2.8 hours. Excretion pathways in patients with markedly impaired renal function have not been determined. Hemodialysis shortens the half-life by 25% to 30%.

Microbiology

Mechanism of Action

As with other cephalosporins, the bactericidal action of cefaclor results from inhibition of cell-wall synthesis.

Mechanism of Resistance

Resistance to cefaclor is primarily through hydrolysis of beta-lactamases, alteration of penicillin-binding proteins (PBPs) and decreased permeability. *Pseudomonas* spp., *Acinetobacter calcoaceticus* and most strains of *Enterococci* (*Enterococcus faecalis*, group D streptococci), *Enterobacter* spp., indole-positive *Proteus*, *Morganella morganii* (formerly *Proteus morganii*), *Providencia rettgeri* (formerly *Proteus rettgeri*), and *Serratia* spp. are resistant to cefaclor. Cefaclor is inactive against methicillin-resistant staphylococci. β -lactamase-negative, ampicillin-resistant strains of *H. influenzae* should be considered resistant to cefaclor despite apparent *in vitro* susceptibility to this agent.

Antibacterial Activity

Cefaclor has been shown to be active against most strains of the following microorganisms both *in vitro* and in clinical infections as described in the **INDICATIONS AND USAGE** section.

Gram-positive Bacteria

Staphylococcus aureus (methicillin susceptible only)

Coagulase negative staphylococci (methicillin susceptible only)

Streptococcus pneumoniae

Streptococcus pyogenes (group A β -hemolytic streptococci)

Gram-negative Bacteria

Escherichia coli

Haemophilus influenzae (excluding β -lactamase-negative, ampicillin-resistant strains)

Klebsiella spp.

Proteus mirabilis

The following *in vitro* data are available, **but their clinical significance is unknown**. At least 90 percent of the following bacteria exhibit an *in vitro* minimum inhibitory concentrations (MICs) less than or equal to the susceptible breakpoint of cefaclor. However, the safety and effectiveness of cefaclor in treating clinical infections due to these bacteria has not been established in adequate and well-controlled trials.

Gram-negative Bacteria

Citrobacter diversus

Moraxella catarrhalis

Neisseria gonorrhoeae

Anaerobic Bacteria

Bacteroides spp.

Peptococcus spp.

Peptostreptococcus spp.

Propionibacterium acnes

Susceptibility Test Methods

For specific information regarding susceptibility test interpretive criteria and associated test methods and quality control standards recognized by FDA for this drug, please see: <https://www.fda.gov/STIC>.

INDICATIONS AND USAGE

Cefaclor is indicated in the treatment of the following infections when caused by susceptible strains of the designated microorganisms:

Otitis media caused by *Streptococcus pneumoniae*, *Haemophilus influenzae*, staphylococci, and *Streptococcus pyogenes*

Note: β -lactamase-negative, ampicillin-resistant (BLNAR) strains of *Haemophilus influenzae* should be considered resistant to cefaclor despite apparent *in vitro* susceptibility of some BLNAR strains.

Lower respiratory tract infections, including pneumonia, caused by *Streptococcus pneumoniae*, *Haemophilus influenzae*, and *Streptococcus pyogenes*

Note: β -lactamase-negative, ampicillin-resistant (BLNAR) strains of *Haemophilus influenzae* should be considered resistant to cefaclor despite apparent *in vitro* susceptibility of some BLNAR strains.

Pharyngitis and Tonsillitis, caused by *Streptococcus pyogenes*

Note: Penicillin is the usual drug of choice in the treatment and prevention of streptococcal infections, including the prophylaxis of rheumatic fever. Cefaclor is generally effective in the eradication of streptococci from the nasopharynx; however, substantial data establishing the efficacy of cefaclor in the subsequent prevention of rheumatic fever are not available at present.

Urinary tract infections, including pyelonephritis and cystitis, caused by *Escherichia coli*, *Proteus mirabilis*, *Klebsiella* spp., and coagulase-negative staphylococci

Skin and skin structure infections caused by *Staphylococcus aureus* and *Streptococcus pyogenes*

Appropriate culture and susceptibility studies should be performed to determine susceptibility of the causative organism to cefaclor.

To reduce the development of drug-resistant bacteria and maintain the effectiveness of Cefaclor for Oral Suspension and other antibacterial drugs, Cefaclor for Oral Suspension should be used only to treat or prevent infections that are proven or strongly suspected to be caused by susceptible bacteria. When culture and susceptibility information are available, they should be considered in selecting or modifying antibacterial therapy. In the absence of such data, local epidemiology and susceptibility patterns may contribute to the empiric selection of therapy.

CONTRAINDICATIONS

Cefaclor is contraindicated in patients with known allergy to the cephalosporin group of antibiotics.

WARNINGS

BEFORE THERAPY WITH CEFACTOR IS INSTITUTED, CAREFUL INQUIRY SHOULD BE MADE TO DETERMINE WHETHER THE PATIENT HAS HAD PREVIOUS HYPERSENSITIVITY REACTIONS TO CEFACTOR, CEPHALOSPORINS, PENICILLINS, OR OTHER DRUGS. IF THIS PRODUCT IS TO BE GIVEN TO PENICILLIN- SENSITIVE PATIENTS, CAUTION SHOULD BE EXERCISED BECAUSE CROSS-HYPERSENSITIVITY AMONG β -LACTAM ANTIBIOTICS HAS BEEN CLEARLY DOCUMENTED AND MAY OCCUR IN UP TO 10% OF PATIENTS WITH A HISTORY OF PENICILLIN ALLERGY.

IF AN ALLERGIC REACTION TO CEFACTOR OCCURS, DISCONTINUE THE DRUG. SERIOUS ACUTE HYPERSENSITIVITY REACTIONS MAY REQUIRE TREATMENT WITH EPINEPHRINE AND OTHER EMERGENCY MEASURES, INCLUDING OXYGEN, INTRAVENOUS FLUIDS, INTRAVENOUS ANTIHISTAMINES, CORTICOSTEROIDS, PRESSOR AMINES, AND AIRWAY MANAGEMENT, AS CLINICALLY INDICATED.

Antibiotics, including cefaclor, should be administered cautiously to any patient who has demonstrated some form of allergy, particularly to drugs.

***Clostridium difficile* associated diarrhea (CDAD) has been reported with use of nearly all antibacterial agents, including Cefaclor for Oral Suspension, USP, and may range in severity from mild diarrhea to fatal colitis. Treatment with antibacterial agents alters the normal flora of the colon leading to overgrowth of *C. difficile*.**

***C. difficile* produces toxins A and B which contribute to the development of CDAD. Hypertoxin-producing strains of *C. difficile* cause increased morbidity and mortality, as these infections can be refractory to antimicrobial therapy and may require colectomy. CDAD must be considered in all patients who present with diarrhea following antibiotic use. Careful medical history is necessary since CDAD has been reported to occur over two months after the administration of antibacterial agents.**

If CDAD is suspected or confirmed, ongoing antibiotic use not directed against *C. difficile* may need to be discontinued. Appropriate fluid and electrolyte management, protein supplementation, antibiotic treatment of *C. difficile*, and surgical evaluation should be instituted as clinically indicated.

PRECAUTIONS

General

Prescribing cefaclor in the absence of a proven or strongly suspected bacterial infection or a prophylactic indication is unlikely to provide benefit to the patient and increase the risk of the development of drug-resistant bacteria.

Prolonged use of cefaclor may result in the overgrowth of nonsusceptible organisms. Careful observation of the patient is essential. If superinfection occurs during therapy, appropriate measures should be taken.

Positive direct Coombs' tests have been reported during treatment with the cephalosporin antibiotics. It should be recognized that a positive Coombs' test may be due to the drug, e.g., in hematologic studies or in transfusion cross-matching procedures when antiglobulin tests are performed on the minor side or in Coombs' testing of newborns whose mothers have received cephalosporin antibiotics before parturition.

Cefaclor should be administered with caution in the presence of markedly impaired renal function. Since the half-life of cefaclor in anuria is 2.3 to 2.8 hours, dosage adjustments for patients with moderate or severe renal impairment are usually not required. Clinical experience with cefaclor under such conditions is limited; therefore, careful clinical observation and laboratory studies should be made.

As with other β -lactam antibiotics, the renal excretion of cefaclor is inhibited by probenecid.

Antibiotics, including cephalosporins, should be prescribed with caution in individuals with a history of gastrointestinal disease, particularly colitis.

Information for Patients

Patients should be counseled that antibacterial drugs including Cefaclor for Oral Suspension should only be used to treat bacterial infections. They do not treat viral infections (e.g., the common cold). When Cefaclor for Oral Suspension is prescribed to treat a bacterial infection, patients should be told that although it is common to feel better early in the course of therapy, the medication should be taken exactly as directed. Skipping dose or not completing the full course of therapy may (1) decrease the effectiveness of the immediate treatment and (2) increase the likelihood that bacteria will develop resistance and will not be treatable by Cefaclor for Oral Suspension or other antibacterial drugs in the future.

Diarrhea is a common problem caused by antibiotics which usually ends when the antibiotic is discontinued. Sometimes after starting treatment with antibiotics, patients can develop watery and bloody stools (with or without stomach cramps and fever) even as late as two or more months after having taken the last dose of the antibiotic. If this occurs, patients should contact their physician as soon as possible.

Drug/Laboratory Test Interactions

Patients receiving cefaclor may show a false-positive reaction for glucose in the urine with tests that use Benedict's and Fehling's solutions and also with Clinitest[®] tablets.

There have been reports of increased anticoagulant effect when cefaclor and oral anticoagulants were administered concomitantly.

Carcinogenesis, Mutagenesis, Impairment of Fertility

Studies have not been performed to determine potential for carcinogenicity, mutagenicity, or impairment of fertility.

Pregnancy

Teratogenic Effects: □Pregnancy Category B

Reproduction studies have been performed in mice and rats at doses up to 12 times the human dose and in ferrets given 3 times the maximum human dose and have revealed no harm to the fetus due to cefaclor. There are, however, no adequate and well-controlled studies in pregnant women. Because animal reproduction studies are not always predictive of human response, this drug should be used during pregnancy only if clearly needed.

Labor and Delivery

The effect of cefaclor on labor and delivery is unknown.

Nursing Mothers

Small amounts of cefaclor have been detected in mother's milk following administration of single 500 mg doses. Average levels were 0.18, 0.20, 0.21, and 0.16 mcg/mL at 2, 3, 4, and 5 hours, respectively. Trace amounts were detected at 1 hour. The effect on nursing infants is not known. Caution should be exercised when cefaclor is administered to a nursing woman.

Pediatric Use

Safety and effectiveness of this product for use in infants less than 1 month of age have not been established.

Geriatric Use

Of the 3,703 patients in clinical studies of cefaclor, 594 (16.0%) were 65 and older. No overall differences in safety or effectiveness were observed between these subjects and younger subjects.

Other reported clinical experience has not identified differences in responses between the elderly and younger patients, but greater sensitivity of some older individuals cannot be ruled out.

This drug is known to be substantially excreted by the kidney (see **CLINICAL PHARMACOLOGY**), and the risk of toxic reactions to this drug may be greater in patients with impaired renal function. Because elderly patients are more likely to have decreased renal function, care should be taken in dose selection, and it may be useful to monitor renal function (see **DOSAGE AND ADMINISTRATION**).

ADVERSE REACTIONS

Adverse effects considered to be related to therapy with cefaclor are listed below:

Hypersensitivity reactions have been reported in about 1.5% of patients and include morbilliform eruptions (1 in 100). Pruritus, urticaria, and positive Coombs' tests each occur in less than 1 in 200 patients.

Cases of **serum-sickness-like** reactions have been reported with the use of cefaclor. These are characterized by findings of erythema multiforme, rashes, and other skin manifestations accompanied by arthritis/arthralgia, with or without fever, and differ from classic serum sickness in that there is infrequently associated lymphadenopathy and proteinuria, no circulating immune complexes, and no evidence to date of sequelae of the reaction. Occasionally, solitary symptoms may occur, but do not represent a **serum-sickness-like** reaction. While further investigation is ongoing, **serum-sickness-like** reactions appear to be due to hypersensitivity and more often occur during or following a second (or subsequent) course of therapy with cefaclor. Such reactions have been reported more frequently in pediatric patients than in adults with an overall occurrence ranging from 1 in 200 (0.5%) in one focused trial to 2 in 8,346 (0.024%) in overall clinical trials (with an incidence in pediatric patients in clinical trials of 0.055%) to 1 in 38,000 (0.003%) in spontaneous event reports. Signs and symptoms usually occur a few days after initiation of therapy and subside within a few days after cessation of therapy; occasionally these reactions have resulted in hospitalization, usually of short duration (median hospitalization = 2 to 3 days, based on postmarketing surveillance studies). In those requiring hospitalization, the symptoms have ranged from mild to severe at the time of admission with more of the severe reactions occurring in pediatric patients. Antihistamines and glucocorticoids appear to enhance resolution of the signs and symptoms. No serious sequelae have been reported.

More severe hypersensitivity reactions, including Stevens-Johnson syndrome, toxic epidermal necrolysis, and anaphylaxis have been reported rarely. Anaphylactoid events may be manifested by solitary symptoms, including angioedema, asthenia, edema (including face and limbs), dyspnea, paresthesias, syncope, hypotension, or vasodilatation. Anaphylaxis may be more common in patients with a history of penicillin allergy.

Rarely, hypersensitivity symptoms may persist for several months.

Gastrointestinal symptoms occur in about 2.5% of patients and include diarrhea (1 in 70).

Onset of pseudomembranous colitis symptoms may occur during or after antibiotic treatment (see **WARNINGS**). Nausea and vomiting have been reported rarely. As with some penicillins and some other cephalosporins, transient hepatitis and cholestatic jaundice have been reported rarely.

Other effects considered related to therapy included eosinophilia (1 in 50 patients), genital pruritus, moniliasis or vaginitis (about 1 in 50 patients), and, rarely, thrombocytopenia or reversible interstitial nephritis.

Causal Relationship Uncertain -

CNS - Rarely, reversible hyperactivity, agitation, nervousness, insomnia, confusion, hypertonia, dizziness, hallucinations, and somnolence have been reported.

Transitory abnormalities in clinical laboratory test results have been reported. Although they were of uncertain etiology, they are listed below to serve as alerting information for the physician.

Hepatic - Slight elevations of AST, ALT, or alkaline phosphatase values (1 in 40).

Hematopoietic - As has also been reported with other β -lactam antibiotics, transient lymphocytosis, leukopenia, and, rarely, hemolytic anemia, aplastic anemia, agranulocytosis, and reversible neutropenia of possible clinical significance.

There have been rare reports of increased prothrombin time with or without clinical bleeding in patients receiving cefaclor and Coumadin[®] concomitantly.

Renal - Slight elevations in BUN or serum creatinine (less than 1 in 500) or abnormal urinalysis (less than 1 in 200).

Cephalosporin-class Adverse Reactions

In addition to the adverse reactions listed above that have been observed in patients treated with cefaclor, the following adverse reactions and altered laboratory tests have been reported for cephalosporin-class antibiotics: fever, abdominal pain, superinfection, renal dysfunction, toxic nephropathy, hemorrhage, false-positive test for urinary glucose, elevated bilirubin, elevated LDH, and pancytopenia.

Several cephalosporins have been implicated in triggering seizures, particularly in patients with renal impairment when the dosage was not reduced. If seizures associated with drug therapy occur, the drug should be discontinued. Anticonvulsant therapy can be given if clinically indicated (see **DOSAGE AND ADMINISTRATION** and **OVERDOSAGE** sections).

To report SUSPECTED ADVERSE REACTIONS, contact Cerecor, Inc. at 866-416-9637 or FDA at 1-800-FDA-1088 or www.fda.gov/medwatch.

OVERDOSAGE

Signs and Symptoms - The toxic symptoms following an overdose of cefaclor may include nausea, vomiting, epigastric distress, and diarrhea. The severity of the epigastric distress and the diarrhea are dose-related. If other symptoms are present, it is probable that they are secondary to an underlying disease state, an allergic reaction, or the effects of other intoxication.

Treatment - To obtain up-to-date information about the treatment of overdose, a good resource is your certified Regional Poison Control Center. Telephone numbers of certified poison control centers are listed in the *Physicians' Desk Reference (PDR)*. In managing overdose, consider the possibility of multiple drug overdoses, interaction among drugs, and unusual drug kinetics in your patient.

Unless 5 times the normal dose of cefaclor has been ingested, gastrointestinal decontamination will not be necessary.

Protect the patient's airway and support ventilation and perfusion. Meticulously monitor and maintain, within acceptable limits, the patient's vital signs, blood gases, serum electrolytes, etc. Absorption of drugs from the gastrointestinal tract may be decreased by giving activated charcoal, which, in many cases, is more effective than emesis or lavage; consider charcoal instead of or in addition to gastric emptying. Repeated doses of charcoal over time may hasten elimination of some drugs that have been absorbed. Safeguard the patient's airway when employing gastric emptying or charcoal.

Forced diuresis, peritoneal dialysis, hemodialysis, or charcoal hemoperfusion have not been established as beneficial for an overdose of cefaclor.

DOSAGE AND ADMINISTRATION

Cefaclor is administered orally.

Adults - The usual adult dosage is 250 mg every 8 hours. For more severe infections (such as pneumonia) or those caused by less susceptible organisms, doses may be doubled.

Pediatric Patients - The usual recommended daily dosage for pediatric patients is 20 mg/kg/day in divided doses every 8 hours. In more serious infections, otitis media, and infections caused by less susceptible organisms, 40 mg/kg/day are recommended, with a maximum dosage of 1 g/day.

TABLE 1:

Cefaclor for Oral Suspension, USP		
20 mg/kg/day		
<u>Weight</u>	<u>125 mg/5 mL</u>	<u>250 mg/5 mL</u>
9 kg	1/2 tsp t.i.d.	
18 kg	1 tsp t.i.d.	1/2 tsp t.i.d.
40 mg/kg/day		
9 kg	1 tsp t.i.d.	1/2 tsp t.i.d.
18 kg		1 tsp t.i.d.

B.I.D. Treatment Option -For the treatment of otitis media and pharyngitis, the total daily dosage may be divided and administered every 12 hours.

TABLE 2:

Cefaclor for Oral Suspension, USP	
20 mg/kg/day (Pharyngitis)	
<u>Weight</u>	<u>375 mg/5 mL</u>
18 kg	1/2 tsp b.i.d.
40 mg/kg/day (Otitis Media)	
9 kg	1/2 tsp b.i.d.
18 kg	1 tsp b.i.d.

Cefaclor may be administered in the presence of impaired renal function. Under such a condition, the dosage usually is unchanged (see **PRECAUTIONS**).

In the treatment of β -hemolytic streptococcal infections, a therapeutic dosage of cefaclor should be administered for at least 10 days.

Directions for Mixing:

Add appropriate water volume as indicated in the following table in two portions to dry mixture in the bottle. Shake well after each addition.

Each 5 mL (approximately one teaspoonful) will then contain Cefaclor, USP, monohydrate equivalent to 125 mg, 250 mg or 375 mg anhydrous cefaclor, respectively, as shown in the following table.

Oversize bottle provides extra space for shaking.

TABLE 3:

Cefaclor For Oral Suspension, USP		
Strength Package Size (when mixed)	Water Volume to Add	Anhydrous Cefaclor/5 mL (approx. one teaspoonful)
125 mg/5 mL 150 mL	106 mL	125 mg
250 mg/5 mL 150 mL	106 mL	250 mg
375 mg/5 mL 100 mL	68 mL	375 mg

HOW SUPPLIED

Cefaclor Oral Suspension, USP, is supplied in bottles with child-resistant caps as:

125 mg/5 mL strawberry flavor:

NDC 23594-125-01 (150 mL size)

250 mg/5 mL strawberry flavor

NDC 23594-250-01 (150 mL size)

375 mg/5 mL strawberry flavor

NDC 23594-375-01 (100 mL size)

After mixing, store in a refrigerator. Shake well before using. Keep tightly closed. The mixture may be kept for 14 days without significant loss of potency. Discard unused portion after 14 days.

Store dry powder at 20° to 25°C (68° to 77°F). [See USP Controlled Room Temperature].

Manufactured by:

Yung Shin Pharmaceutical Ind. Co., Ltd.

Tachia, Taichung 43769, TAIWAN

Distributed by:



Cerecor, Inc.

Research Triangle Park, NC 27713

www.cerecor.com

Revised: 02/18

PRINCIPAL DISPLAY PANEL - 125 mg/5 mL Bottle Label

NDC 23594-125-01

CEFACLOR

For Oral Suspension, USP

125 mg/5 mL

150 mL (when mixed)

SHAKE WELL BEFORE USE

cerecor

Rx only

NDC 23594-125-01

CEFACTOR

For Oral Suspension, USP

125 mg/5 mL

150 mL (when mixed)
SHAKE WELL BEFORE USE



Rx only

Prior to Mixing, store at 20° to 25°C (68° to 77°F).
[See USP Controlled Room Temperature].
Protect from moisture.

Directions for Mixing: Add **106 mL** of water in two portions to dry mixture in the bottle. Shake well after each addition.

Each 5 mL (approximately one teaspoonful) will then contain Cefaclor, USP, monohydrate equivalent to 125 mg anhydrous cefaclor.

Oversize bottle provides extra space for shaking.

Store in a refrigerator. May be kept for 14 days without significant loss of potency. Keep tightly closed. Discard unused portion after 14 days.

Usual Dose:

Pediatric Patients - 20 mg/kg/day (40 mg/kg per day in otitis media) in three divided doses every 8 hours.

Adults - 250 mg every 8 hours.

See literature for complete dosage information.

Bottle contains a total of cefaclor monohydrate equivalent to 3.75 g anhydrous cefaclor in a dry, strawberry flavored mixture.

KRP25e USA CEF125010918LBv1

Manufactured by:
Yung Shin Pharmaceutical Ind. Co., Ltd.
Tachia, Taichung 43769, TAIWAN

Distributed by:
Cerecor, Inc.
Research Triangle Park, NC 27713
Rev. 01/18



N 135511250117

Lot : KRP25e

Exp.:

PRINCIPAL DISPLAY PANEL - 250 mg/5 mL Bottle Label

NDC 23594-250-01

CEFACTOR

For Oral Suspension, USP

250 mg/5 mL

150 mL (when mixed)
SHAKE WELL BEFORE USE

cerecor
Rx only

NDC 23594-250-01

CEFACTOR

For Oral Suspension, USP

250 mg/5 mL

150 mL (when mixed)
SHAKE WELL BEFORE USE



Rx only

Prior to Mixing, store at 20° to 25°C (68° to 77°F).
[See USP Controlled Room Temperature].
Protect from moisture.

Directions for Mixing: Add **106 mL** of water in two portions to dry mixture in the bottle. Shake well after each addition.

Each 5 mL (approximately one teaspoonful) will then contain Cefaclor, USP, monohydrate equivalent to 250 mg anhydrous cefaclor.

Oversize bottle provides extra space for shaking.

Store in a refrigerator. May be kept for 14 days without significant loss of potency. Keep tightly closed. Discard unused portion after 14 days.

Usual Dose:

Pediatric Patients - 20 mg/kg/day (40 mg/kg per day in otitis media) in three divided doses every 8 hours.

Adults - 250 mg every 8 hours.

See literature for complete dosage information.

Bottle contains a total of cefaclor monohydrate equivalent to 7.5 g anhydrous cefaclor in a dry, strawberry flavored mixture.

KRP50e USA CEF250010918LBv1

Manufactured by:
Yung Shin Pharmaceutical Ind. Co., Ltd.
Tachia, Taichung 43769, TAIWAN

Distributed by:
Cerecor, Inc.
Research Triangle Park, NC 27713
Rev. 01/18



N 135511250016

Lot : KRP50e

Exp.:

PRINCIPAL DISPLAY PANEL - 375 mg/5 mL Bottle Label

NDC 23594-375-01

CEFACTOR

For Oral Suspension, USP

375 mg/5 mL

100 mL (when mixed)

SHAKE WELL BEFORE USE

ceracor

Rx only


NDC 23594-375-01

CEFACTOR

For Oral Suspension, USP

375 mg/5 mL

100 mL (when mixed)
SHAKE WELL BEFORE USE



Rx only

Prior to **Mixing**, store at 20° to 25°C (68° to 77°F).
[See USP Controlled Room Temperature].
Protect from moisture.


Directions for Mixing: Add 68 mL of water in two portions to dry mixture in the bottle. Shake well after each addition.
Each 5 mL (approximately one teaspoonful) will then contain Cefaclor, USP, monohydrate equivalent to 375 mg anhydrous cefaclor. Oversize bottle provides extra space for shaking.

Store in a refrigerator. May be kept for 14 days without significant loss of potency. Keep tightly closed. Discard unused portion after 14 days.

Usual Dose:
Pediatric Patients - 20 mg/kg/day (40 mg/kg per day in otitis media) in two divided doses every 12 hours.
Adults - 375 mg every 12 hours.
See literature for complete dosage information.
Bottle contains a total of cefaclor monohydrate equivalent to 7.5 g anhydrous cefaclor in a dry, strawberry flavored mixture.

Manufactured by:
Yung Shin Pharmaceutical Ind. Co., Ltd.
Tachia, Taichung 43769, TAIWAN

Distributed by:
Ceracor, Inc.
Research Triangle Park, NC 27713
Rev. 01/18



13551375016

Lot : KRP75e
Exp.:

KRP75e USA CEF375010918LBv1

CEFACTOR

cefaclor for suspension

Product Information

Product Type	HUMAN PRESCRIPTION DRUG	Item Code (Source)	NDC:23594-125
Route of Administration	ORAL		

Active Ingredient/Active Moiety

Ingredient Name	Basis of Strength	Strength
cefaclor (UNII: 69K7K19H4L) (cefaclor anhydrous - UNII:3Z6FS3IK0K)	cefaclor anhydrous	125 mg in 5 mL

Inactive Ingredients

Ingredient Name	Strength
methylcellulose (25 MPA.S) (UNII: BI5GG2WLI)	
Sodium lauryl sulfate (UNII: 368GB5141J)	
Sucrose (UNII: C151H8M554)	
xanthan gum (UNII: TTV12P4NEE)	
FD&C Red No. 40 (UNII: WZB9127XOA)	

Product Characteristics

Color	WHITE	Score	
Shape		Size	
Flavor	STRAWBERRY	Imprint Code	
Contains			

Packaging

#	Item Code	Package Description	Marketing Start Date	Marketing End Date
1	NDC:23594-125-01	150 mL in 1 BOTTLE, PLASTIC; Type 0: Not a Combination Product	10/26/2015	

Marketing Information

Marketing Category	Application Number or Monograph Citation	Marketing Start Date	Marketing End Date
ANDA	ANDA065412	10/26/2015	

CEFACTOR

cefaclor for suspension

Product Information

Product Type	HUMAN PRESCRIPTION DRUG	Item Code (Source)	NDC:23594-250
Route of Administration	ORAL		

Active Ingredient/Active Moiety

Ingredient Name	Basis of Strength	Strength
cefaclor (UNII: 69K7K19H4L) (cefaclor anhydrous - UNII:3Z6FS3IK0K)	cefaclor anhydrous	250 mg in 5 mL

Inactive Ingredients

Ingredient Name	Strength
methylcellulose (25 MPA.S) (UNII: BI55GG2WLI)	
Sodium lauryl sulfate (UNII: 368GB5141J)	
Sucrose (UNII: C151H8M554)	
xanthan gum (UNII: TTV12P4NEE)	
FD&C Red No. 40 (UNII: WZB9127XOA)	

Product Characteristics

Color	WHITE	Score	
Shape		Size	
Flavor	STRAWBERRY	Imprint Code	
Contains			

Packaging

#	Item Code	Package Description	Marketing Start Date	Marketing End Date
1	NDC:23594-250-01	150 mL in 1 BOTTLE, PLASTIC; Type 0: Not a Combination Product	10/26/2015	

Marketing Information

Marketing Category	Application Number or Monograph Citation	Marketing Start Date	Marketing End Date
ANDA	ANDA065412	10/26/2015	

CEFACLOR

cefaclor for suspension

Product Information

Product Type	HUMAN PRESCRIPTION DRUG	Item Code (Source)	NDC:23594-375
Route of Administration	ORAL		

Active Ingredient/Active Moiety

Ingredient Name	Basis of Strength	Strength
cefaclor (UNII: 69K7K19H4L) (cefaclor anhydrous - UNII:3Z6FS3IK0K)	cefaclor anhydrous	375 mg in 5 mL

Inactive Ingredients

Ingredient Name	Strength
methylcellulose (25 MPA.S) (UNII: BI55GG2WLI)	
Sodium lauryl sulfate (UNII: 368GB5141J)	
Sucrose (UNII: C151H8M554)	
xanthan gum (UNII: TTV12P4NEE)	
FD&C Red No. 40 (UNII: WZB9127XOA)	

Product Characteristics

Color	WHITE	Score	
Shape		Size	
Flavor	STRAWBERRY	Imprint Code	
Contains			

Packaging

#	Item Code	Package Description	Marketing Start Date	Marketing End Date
1	NDC:23594-375-01	100 mL in 1 BOTTLE, PLASTIC; Type 0: Not a Combination Product	10/26/2015	

Marketing Information

Marketing Category	Application Number or Monograph Citation	Marketing Start Date	Marketing End Date
ANDA	ANDA065412	10/26/2015	

Labeler - Cerecor, Inc. (968799028)

Revised: 4/2019

Cerecor, Inc.