

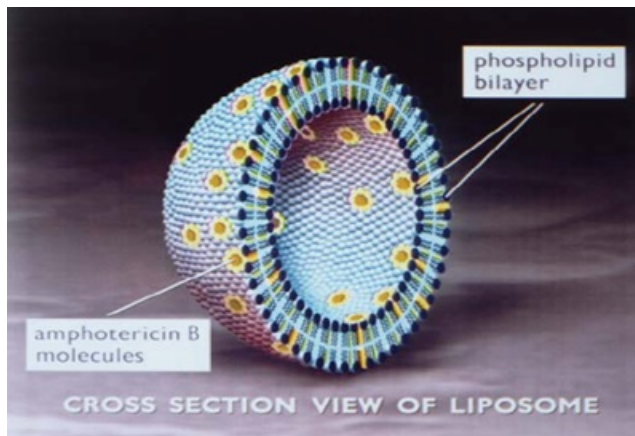
**AMPHOTERICIN B - amphotericin b injectable, liposomal**  
**Sun Pharmaceutical Industries, Inc.**

-----  
**Amphotericin B Liposome for Injection**  
**Rx only**

**DESCRIPTION**

Amphotericin B liposome for injection is a sterile, non-pyrogenic lyophilized product for intravenous infusion. Each vial contains amphotericin B, USP 50 milligrams (mg), intercalated into a liposomal membrane consisting of alpha tocopherol approximately 0.64 mg; cholesterol 52 mg; distearoylphosphatidylglycerol, sodium salt 84 mg; hydrogenated soy phosphatidylcholine 213 mg, together with disodium succinate hexahydrate 27 mg; and sucrose 900 mg. Amphotericin B liposome for injection may also contain hydrochloric acid and/or sodium hydroxide as pH adjusters. Following reconstitution with Sterile Water for Injection, the resulting pH of the suspension is between 5.0 to 6.0.

Amphotericin B liposome for injection is a true single bilayer liposomal drug delivery system. Liposomes are closed, spherical vesicles created by mixing specific proportions of amphiphilic substances such as phospholipids and cholesterol so that they arrange themselves into multiple concentric bilayer membranes when hydrated in aqueous solutions. Single bilayer liposomes are then formed by microemulsification of multilamellar vesicles using a homogenizer. Amphotericin B liposome for injection consists of these unilamellar bilayer liposomes with amphotericin B intercalated within the membrane. Due to the nature and quantity of amphiphilic substances used, and the lipophilic moiety in the amphotericin B molecule, the drug is an integral part of the overall structure of the Amphotericin B liposomes. Amphotericin B liposome for injection contains true liposomes that are less than 100 nm in diameter. A schematic depiction of the liposome is presented below.



Note: Liposomal encapsulation or incorporation into a lipid complex can substantially affect a drug's functional properties relative to those of the unencapsulated drug or non-lipid associated drug. In addition, different liposomal or lipid-complex products with a common active ingredient may vary from one another in the chemical composition and physical form of the lipid component. Such differences may affect the functional properties of these drug products.

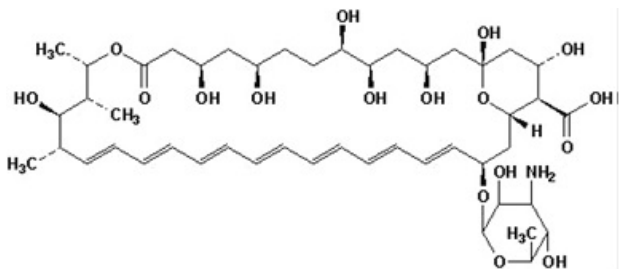
Amphotericin B is a macrocyclic, polyene, antifungal antibiotic produced from a strain of *Streptomyces nodosus*.

Amphotericin B is designated chemically as: [1R-(1R\*,3S\*,5R\*,6R\*,9R\*,11R\*,15S\*,16R\*,17R\*,18S\*,19E,21E,23E,25E,27E,29E,31E,33R\*,35S\*,36R\*,37S\*)]-33-[(3-Amino-3,6-dideoxy-β-D-

mannopyranosyl)oxy]-1,3,5,6,9,11,17,37-octahydroxy-15,16,18-trimethyl-13-oxo-14,39-dioxabicyclo-[33.3.1]nonatriaconta-19,21,23,25,27,29,31-heptaene-36-carboxylic acid (CAS No.1397-89-3).

Amphotericin B has a molecular formula of  $C_{47}H_{73}NO_{17}$  and a molecular weight of 924.09 g/mol.

The structure of amphotericin B is shown below:



## MICROBIOLOGY

### Mechanism of Action

Amphotericin B, the active ingredient of amphotericin B liposome for injection, acts by binding to the sterol component, ergosterol, of the cell membrane of susceptible fungi. It forms transmembrane channels leading to alterations in cell permeability through which monovalent ions ( $Na^+$ ,  $K^+$ ,  $H^+$ , and  $Cl^-$ ) leak out of the cell resulting in cell death. While amphotericin B has a higher affinity for the ergosterol component of the fungal cell membrane, it can also bind to the cholesterol component of the mammalian cell leading to cytotoxicity. Amphotericin B liposome for injection, the liposomal preparation of amphotericin B, has been shown to penetrate the cell wall of both extracellular and intracellular forms of susceptible fungi.

### Resistance

Mutants with decreased susceptibility to amphotericin B have been isolated from several fungal species after serial passage in culture media containing the drug, and from some patients receiving prolonged therapy. Drug combination studies *in vitro* and *in vivo* suggest that imidazoles may induce resistance to amphotericin B. However, the clinical relevance of drug resistance has not been established.

### Antimicrobial Activity

Amphotericin B liposome for injection has shown *in vitro* activity comparable to amphotericin B against the following organisms: *Aspergillus fumigatus*, *Aspergillus flavus*, *Candida albicans*, *Candida krusei*, *Candida lusitanae*, *Candida parapsilosis*, *Candida tropicalis*, *Cryptococcus neoformans*, and *Blastomyces dermatitidis*.

### Susceptibility Testing

For specific information regarding susceptibility test interpretive criteria and associated test methods and quality control standards recognized by FDA for this drug, please see: <https://www.fda.gov/STIC>.

## CLINICAL PHARMACOLOGY

### Pharmacokinetics

The assay used to measure amphotericin B in the serum after administration of amphotericin B liposome for injection does not distinguish amphotericin B that is complexed with the phospholipids of amphotericin B liposome for injection from amphotericin B that is uncomplexed. The pharmacokinetic profile of amphotericin B after administration of amphotericin B liposome for injection is based upon total serum concentrations of amphotericin B. The pharmacokinetic profile of amphotericin B was determined in febrile neutropenic cancer and bone marrow transplant patients who

received 1 to 2 hour infusions of 1 mg/kg/day to 5 mg/kg/day amphotericin B liposome for injection for 3 to 20 days.

The pharmacokinetics of amphotericin B after administration of amphotericin B liposome for injection is nonlinear such that there is a greater than proportional increase in serum concentrations with an increase in dose from 1 mg/kg/day to 5 mg/kg/day. The pharmacokinetic parameters of total amphotericin B (mean  $\pm$  SD) after the first dose and at steady state are shown in the table below.

### Pharmacokinetic Parameters of Amphotericin B Liposome for Injection

Dose	1 (mg/kg/day)		2.5 (mg/kg/day)		5 (mg/kg/day)	
	1 n = 8	Last n = 7	1 n = 7	Last n = 7	1 n = 12	Last n = 9
<b>Parameters</b>						
C <sub>max</sub> (mcg/mL)	7.3 $\pm$ 3.8	12.2 $\pm$ 4.9	17.2 $\pm$ 7.1	31.4 $\pm$ 17.8	57.6 $\pm$ 21	83 $\pm$ 35.2
AUC <sub>0-24</sub> (mcg•hr/mL)	27 $\pm$ 14	60 $\pm$ 20	65 $\pm$ 33	197 $\pm$ 183	269 $\pm$ 96	555 $\pm$ 311
t <sub>1/2</sub> (hr)	10.7 $\pm$ 6.4	7 $\pm$ 2.1	8.1 $\pm$ 2.3	6.3 $\pm$ 2	6.4 $\pm$ 2.1	6.8 $\pm$ 2.1
V <sub>ss</sub> (L/kg)	0.44 $\pm$ 0.27	0.14 $\pm$ 0.05	0.40 $\pm$ 0.37	0.16 $\pm$ 0.09	0.16 $\pm$ 0.10	0.10 $\pm$ 0.07
Cl (mL/hr/kg)	39 $\pm$ 22	17 $\pm$ 6	51 $\pm$ 44	22 $\pm$ 15	21 $\pm$ 14	11 $\pm$ 6

### Distribution

Based on total amphotericin B concentrations measured within a dosing interval (24 hours) after administration of amphotericin B liposome for injection, the mean half-life was 7 to 10 hours. However, based on total amphotericin B concentration measured up to 49 days after dosing of amphotericin B liposome for injection, the mean half-life was 100 to 153 hours. The long terminal elimination half-life is probably a slow redistribution from tissues. Steady state concentrations were generally achieved within 4 days of dosing.

Although variable, mean trough concentrations of amphotericin B remained relatively constant with repeated administration of the same dose over the range of 1 mg/kg/day to 5 mg/kg/day, indicating no significant drug accumulation in the serum.

### Metabolism

The metabolic pathways of amphotericin B after administration of amphotericin B liposome for injection are not known.

### Excretion

The mean clearance at steady state was independent of dose. The excretion of amphotericin B after administration of amphotericin B liposome for injection has not been studied.

### Pharmacokinetics in Special Populations

#### Renal Impairment

The effect of renal impairment on the disposition of amphotericin B after administration of amphotericin B liposome for injection has not been studied. However, amphotericin B liposome for injection has been successfully administered to patients with preexisting renal impairment (see **DESCRIPTION OF CLINICAL STUDIES**).

#### Hepatic Impairment

The effect of hepatic impairment on the disposition of amphotericin B after administration of amphotericin B liposome for injection is not known.

#### Pediatric and Elderly Patients

The pharmacokinetics of amphotericin B after administration of amphotericin B liposome for injection in pediatric and elderly patients has not been studied; however, amphotericin B liposome for injection has been used in pediatric and elderly patients (see **DESCRIPTION OF CLINICAL STUDIES**).

#### Gender and Ethnicity

The effect of gender or ethnicity on the pharmacokinetics of amphotericin B after administration of amphotericin B liposome for injection is not known.

## INDICATIONS AND USAGE

Amphotericin B liposome for injection is indicated for the following:

- Empirical therapy for presumed fungal infection in febrile, neutropenic patients.
- Treatment of Cryptococcal Meningitis in HIV infected patients (see **DESCRIPTION OF CLINICAL STUDIES**).
- Treatment of patients with *Aspergillus* species, *Candida* species and/or *Cryptococcus* species infections (see above for the treatment of Cryptococcal Meningitis) refractory to amphotericin B deoxycholate, or in patients where renal impairment or unacceptable toxicity precludes the use of amphotericin B deoxycholate.
- Treatment of visceral leishmaniasis. In immunocompromised patients with visceral leishmaniasis treated with amphotericin B liposome for injection, relapse rates were high following initial clearance of parasites (see **DESCRIPTION OF CLINICAL STUDIES**).

See **DOSAGE AND ADMINISTRATION** for recommended doses by indication.

## DESCRIPTION OF CLINICAL STUDIES

Eleven clinical studies supporting the efficacy and safety of amphotericin B liposome for injection were conducted. This clinical program included both controlled and uncontrolled studies. These studies, which involved 2,171 patients, included patients with confirmed systemic mycoses, empirical therapy, and visceral leishmaniasis.

Nineteen hundred and forty-six (1946) episodes were evaluable for efficacy, of which 1,280 (302 pediatric and 978 adults) were treated with amphotericin B liposome for injection.

Three controlled empirical therapy trials compared the efficacy and safety of amphotericin B liposome for injection to amphotericin B. One of these studies was conducted in a pediatric population, one in adults, and a third in patients aged 2 years or more. In addition, a controlled empirical therapy trial comparing the safety of amphotericin B liposome for injection to Abelcet®\* (amphotericin B lipid complex) was conducted in patients aged 2 years or more.

One controlled trial compared the efficacy and safety of amphotericin B liposome for injection to amphotericin B in HIV patients with cryptococcal meningitis.

One compassionate use study enrolled patients who had failed amphotericin B deoxycholate therapy or who were unable to receive amphotericin B deoxycholate because of renal insufficiency.

### Empirical Therapy in Febrile Neutropenic Patients

Study 94-0-002, a randomized, double-blind, comparative multicenter trial, evaluated the efficacy of amphotericin B liposome for injection (1.5 mg/kg/day to 6 mg/kg/day) compared with amphotericin B deoxycholate (0.3 mg/kg/day to 1.2 mg/kg/day) in the empirical treatment of 687 adult and pediatric neutropenic patients who were febrile despite having received at least 96 hours of broad spectrum antibacterial therapy.

Therapeutic success required (a) resolution of fever during the neutropenic period, (b) absence of an emergent fungal infection, (c) patient survival for at least 7 days post therapy, (d) no discontinuation of therapy due to toxicity or lack of efficacy, and (e) resolution of any study-entry fungal infection.

The overall therapeutic success rates for amphotericin B liposome for injection and the amphotericin B deoxycholate were equivalent. Results are summarized in the following table. Note: The categories presented below are not mutually exclusive.

### Empirical Therapy in Febrile Neutropenic Patients:

#### Randomized, Double-Blind Study in 687 Patients

	<b>Amphotericin B Liposome for Injection 3 mg/kg/day</b>	<b>Amphotericin B 0.6 mg/kg/day</b>
--	--	---

Number of patients receiving at least one dose of study drug	343	344
Overall Success	171 (49.9%)	169 (49.1%)
Fever resolution during neutropenic period	199 (58%)	200 (58.1%)
No treatment emergent fungal infection	300 (87.5%)	301 (87.7%)
Survival through 7 days post study drug	318 (92.7%)	308 (89.5%)
Study drug not prematurely discontinued due to toxicity or lack of efficacy*	294 (85.7%)	280 (81.4%)

\* 8 and 10 patients, respectively, were treated as failures due to premature discontinuation alone.

This therapeutic equivalence had no apparent relationship to the use of prestudy antifungal prophylaxis or concomitant granulocytic colony stimulating factors.

The incidence of mycologically confirmed and clinically diagnosed, emergent fungal infections are presented in the following table. Amphotericin B liposome for injection and amphotericin B were found to be equivalent with respect to the total number of emergent fungal infections.

#### **Empirical Therapy in Febrile Neutropenic Patients:**

##### **Emergent Fungal Infections**

	<b>Amphotericin B Liposome for Injection 3 mg/kg/day</b>	<b>Amphotericin B 0.6 mg/kg/day</b>
Number of patients receiving at least one dose of study drug	343	344
Mycologically confirmed fungal infection	11 (3.2%)	27 (7.8%)
Clinically diagnosed fungal infection	32 (9.3%)	16 (4.7%)
Total emergent fungal infections	43 (12.5%)	43 (12.5%)

Mycologically confirmed fungal infections at study-entry were cured in 8 of 11 patients in the amphotericin B liposome for injection group and 7 of 10 in the amphotericin B group.

Study 97-0-034, a randomized, double-blind, comparative multicenter trial, evaluated the safety of amphotericin B liposome for injection (3 mg/kg/day and 5 mg/kg/day) compared with amphotericin B lipid complex (5 mg/kg/day) in the empirical treatment of 202 adult and 42 pediatric neutropenic patients. One hundred and sixty-six (166) patients received amphotericin B liposome for injection (85 patients received 3 mg/kg/day and 81 received 5 mg/kg/day) and 78 patients received amphotericin B lipid complex. The study patients were febrile despite having received at least 72 hours of broad spectrum antibacterial therapy. The primary endpoint of this study was safety. The study was not designed to draw statistically meaningful conclusions related to comparative efficacy, and in fact, Abelcet\* is not labeled for this indication.

Two supportive prospective randomized, open label, comparative multicenter studies examined the efficacy of two dosages of amphotericin B liposome for injection (1 mg/kg/day and 3 mg/kg/day) compared to amphotericin B deoxycholate (1 mg/kg/day) in the treatment of neutropenic patients with presumed fungal infections. These patients were undergoing chemotherapy as part of a bone marrow transplant or had

hematological disease. Study 104-10 enrolled adult patients (n=134). Study 104-14 enrolled pediatric patients (n=214). Both studies support the efficacy equivalence of amphotericin B liposome for injection and amphotericin B as empirical therapy in febrile neutropenic patients.

**Treatment of Cryptococcal Meningitis in HIV Infected Patients.**

Study 94-0-013, a randomized, double-blind, comparative multicenter trial, evaluated the efficacy of amphotericin B liposome for injection at doses (3 mg/kg/day and 6 mg/kg/day) compared with amphotericin B deoxycholate (0.7 mg/kg/day) for the treatment of cryptococcal meningitis in 266 adult and one pediatric HIV positive patients (the pediatric patient received amphotericin B deoxycholate). Of the 267 treated patients, 86 received amphotericin B liposome for injection 3 mg/kg/day, 94 received 6 mg/kg/day and 87 received amphotericin B deoxycholate; cryptococcal meningitis was documented by a positive CSF culture at baseline in 73, 85 and 76 patients, respectively. Patients received study drug once daily for an induction period of 11 to 21 days. Following induction, all patients were switched to oral fluconazole at 400 mg/day for adults and 200 mg/day for patients less than 13 years of age to complete 10 weeks of protocol-directed therapy. For mycologically evaluable patients, defined as all randomized patients who received at least one dose of study drug, had a positive baseline CSF culture, and had at least one follow-up culture, success was evaluated at week 2 (i.e., 14 ± 4 days), and was defined as CSF culture conversion. Success rates at 2 weeks for amphotericin B liposome for injection and amphotericin B deoxycholate are summarized in the following table:

**Success Rates at 2 weeks (CSF Culture Conversion) Study 94-0-013**

	<b>Amphotericin B Liposome for Injection 3 mg/kg/day</b>	<b>Amphotericin B Liposome for Injection 6 mg/kg/day</b>	<b>Amphotericin B 0.7 mg/kg/day</b>
Success at Week 2	35/60 (58.3%) 97.5% CI <sup>1</sup> = -9.4%, +31%	36/75 (48%) 97.5% CI <sup>1</sup> = -18.8%, +19.8%	29/61 (47.5 %)

<sup>1</sup> 97.5% Confidence Interval for the difference between amphotericin B liposome for injection and amphotericin B success rates. A negative value is in favor of amphotericin B. A positive value is in favor of amphotericin B liposome for injection.

Success at 10 weeks was defined as clinical success at week 10 plus CSF culture conversion at or prior to week 10. Success rates at 10 weeks in patients with positive baseline culture for cryptococcus species are summarized in the following table and show that the efficacy of amphotericin B liposome for injection 6 mg/kg/day approximates the efficacy of the amphotericin B deoxycholate regimen. These data do not support the conclusion that amphotericin B liposome for injection 3 mg/kg/day is comparable in efficacy to amphotericin B deoxycholate. The table also presents 10-week survival rates for patients treated in this study.

**Success Rates and Survival Rates at week 10, Study 94-0-013 (see text for definitions)**

	<b>Amphotericin B Liposome for Injection 3 mg/kg/day</b>	<b>Amphotericin B Liposome for Injection 6 mg/kg/day</b>	<b>Amphotericin B 0.7 mg/kg/day</b>
Success in patients with documented cryptococcal meningitis	27/73 (37%) 97.5% CI <sup>1</sup> = -33.7%, +2.4%	42/85 (49%) 97.5% CI <sup>1</sup> = -20.9%, +14.5%	40/76 (53%)
Survival rates	74/86 (86%) 97.5% CI <sup>1</sup> = -13.8%, +8.9%	85/94 (90%) 97.5% CI <sup>1</sup> = -8.3%, +12.2%	77/87 (89%)

<sup>1</sup> 97.5% Confidence Interval for the difference between amphotericin B liposome for injection and amphotericin B rates. A negative value is in favor of amphotericin B. A positive value is in favor of amphotericin B liposome for injection.

The incidence of infusion-related, cardiovascular and renal adverse events was lower in patients receiving amphotericin B liposome for injection compared to amphotericin B deoxycholate (see **ADVERSE REACTIONS** section for details); therefore, the risks and benefits (advantages and disadvantages) of the different amphotericin B formulations should be taken into consideration when selecting a patient treatment regimen.

**Treatment of Patients with *Aspergillus* Species, *Candida* Species and/or *Cryptococcus* Species Infections Refractory to Amphotericin B Deoxycholate, or in Patients Where Renal Impairment or Unacceptable Toxicity Precludes the Use of Amphotericin B Deoxycholate**

Amphotericin B liposome for injection was evaluated in a compassionate use study in hospitalized patients with systemic fungal infections. These patients either had fungal infections refractory to amphotericin B deoxycholate, were intolerant to the use of amphotericin B deoxycholate, or had preexisting renal insufficiency. Patient recruitment involved 140 infectious episodes in 133 patients, with 53 episodes evaluable for mycological response and 91 episodes evaluable for clinical outcome. Clinical success and mycological eradication occurred in some patients with documented aspergillosis, candidiasis, and cryptococcosis.

**Treatment of Visceral Leishmaniasis**

Amphotericin B liposome for injection was studied in patients with visceral leishmaniasis who were infected in the Mediterranean basin with documented or presumed *Leishmania infantum*. Clinical studies have not provided conclusive data regarding efficacy against *L. donovani* or *L. chagasi*.

Amphotericin B liposome for injection achieved high rates of acute parasite clearance in immunocompetent patients when total doses of 12 mg/kg to 30 mg/kg were administered. Most of these immunocompetent patients remained relapse-free during follow-up periods of 6 months or longer. While acute parasite clearance was achieved in most of the immunocompromised patients who received total doses of 30 mg/kg to 40 mg/kg, the majority of these patients were observed to relapse in the 6 months following the completion of therapy. Of the 21 immunocompromised patients studied, 17 were coinfecting with HIV; approximately half of the HIV infected patients had AIDS. The following table presents a comparison of efficacy rates among immunocompetent and immunocompromised patients infected in the Mediterranean basin who had no prior treatment or remote prior treatment for visceral leishmaniasis. Efficacy is expressed as both acute parasite clearance at the end of therapy (EOT) and as overall success (clearance with no relapse) during the follow-up period (F/U) of greater than 6 months for immunocompetent and immunocompromised patients:

**Amphotericin B Liposome for Injection Efficacy in Visceral Leishmaniasis**

<b>Immunocompetent Patients</b>			
<b>No. of Patients</b>	<b>Parasite (%) Clearance at EOT</b>		<b>Overall Success (%) at F/U</b>
87	86/87 (98.9)		83/86 (96.5)
<b>Immunocompromised Patients</b>			
<b>Regimen</b>	<b>Total Dose</b>	<b>Parasite (%) Clearance at EOT</b>	<b>Overall Success (%) at F/U</b>
100 mg/day x 21 days	29 to 38.9 mg/kg	10/10 (100)	2/10 (20)
4 mg/kg/day, days 1 to 5			

4 mg/kg/day, days 1 to 5, and 10, 17, 24, 31, 38	40 mg/kg	8/9 (88.9)	0/7 (0)
<b>TOTAL</b>		18/19 (94.7)	2/17 (11.8)

When followed for 6 months or more after treatment, the overall success rate among immunocompetent patients was 96.5% and the overall success rate among immunocompromised patients was 11.8% due to relapse in the majority of patients. While case reports have suggested there may be a role for long-term therapy to prevent relapses in HIV coinfecting patients (Lopez-Dupla, et al. *J Antimicrob Chemother* 1993; 32: 657-659), there are no data to date documenting the efficacy or safety of repeat courses of amphotericin B liposome for injection or of maintenance therapy with this drug among immunocompromised patients.

## CONTRAINDICATIONS

Amphotericin B liposome for injection is contraindicated in those patients who have demonstrated or have known hypersensitivity to amphotericin B deoxycholate or any other constituents of the product unless, in the opinion of the treating physician, the benefit of therapy outweighs the risk.

## WARNINGS

Anaphylaxis has been reported with amphotericin B deoxycholate and other amphotericin B-containing drugs, including amphotericin B liposome for injection. If a severe anaphylactic reaction occurs, the infusion should be immediately discontinued and the patient should not receive further infusions of amphotericin B liposome for injection.

## PRECAUTIONS

### General

As with any amphotericin B-containing product the drug should be administered by medically trained personnel. During the initial dosing period, patients should be under close clinical observation. Amphotericin B liposome for injection has been shown to be significantly less toxic than amphotericin B deoxycholate; however, adverse events may still occur.

### Laboratory Tests

Patient management should include laboratory evaluation of renal, hepatic and hematopoietic function, and serum electrolytes (particularly magnesium and potassium).

### Drug-Laboratory Interactions: Serum phosphate false elevation

False elevations of serum phosphate may occur when samples from patients receiving amphotericin B liposome for injection are analyzed using the PHOSm assay (e.g. used in Beckman Coulter analyzers including the Synchron LX20). This assay is intended for the quantitative determination of inorganic phosphorus in human serum, plasma or urine samples.

### Drug Interactions

No formal clinical studies of drug interactions have been conducted with amphotericin B liposome for injection. However, the following drugs are known to interact with amphotericin B and may interact with amphotericin B liposome for injection:

#### **Antineoplastic Agents**

Concurrent use of antineoplastic agents may enhance the potential for renal toxicity, bronchospasm, and hypotension. Antineoplastic agents should be given concomitantly with caution.

#### **Corticosteroids and Corticotropin (ACTH)**



Concurrent use of corticosteroids and ACTH may potentiate hypokalemia which could predispose the patient to cardiac dysfunction. If used concomitantly, serum electrolytes and cardiac function should be closely monitored.

### **Digitalis Glycosides**

Concurrent use may induce hypokalemia and may potentiate digitalis toxicity. When administered concomitantly, serum potassium levels should be closely monitored.

### **Flucytosine**

Concurrent use of flucytosine may increase the toxicity of flucytosine by possibly increasing its cellular uptake and/or impairing its renal excretion.

**Azoles** (e.g. *ketoconazole, miconazole, clotrimazole, fluconazole, etc.*) *In vitro* and *in vivo* animal studies of the combination of amphotericin B and imidazoles suggest that imidazoles may induce fungal resistance to amphotericin B. Combination therapy should be administered with caution, especially in immunocompromised patients.

### **Leukocyte Transfusions**

Acute pulmonary toxicity has been reported in patients simultaneously receiving intravenous amphotericin B and leukocyte transfusions.

### **Other Nephrotoxic Medications**

Concurrent use of amphotericin B and other nephrotoxic medications may enhance the potential for drug-induced renal toxicity. Intensive monitoring of renal function is recommended in patients requiring any combination of nephrotoxic medications.

### **Skeletal Muscle Relaxants**

Amphotericin B-induced hypokalemia may enhance the curariform effect of skeletal muscle relaxants (e.g. tubocurarine) due to hypokalemia. When administered concomitantly, serum potassium levels should be closely monitored.

### **Carcinogenesis, Mutagenesis, Impairment of Fertility**

No long term studies in animals have been performed to evaluate carcinogenic potential of amphotericin B liposome for injection. Amphotericin B liposome for injection has not been tested to determine its mutagenic potential. A Segment I Reproductive Study in rats found an abnormal estrous cycle (prolonged diestrus) and decreased number of corpora lutea in the high dose groups (10 mg/kg and 15 mg/kg, doses equivalent to human doses of 1.6 mg/kg and 2.4 mg/kg based on body surface area considerations). Amphotericin B liposome for injection did not affect fertility or days to copulation. There were no effects on male reproductive function.

### **Pregnancy**

There have been no adequate and well-controlled studies of amphotericin B liposome for injection in pregnant women. Systemic fungal infections have been successfully treated in pregnant women with amphotericin B deoxycholate, but the number of cases reported has been small.

Segment II studies in both rats and rabbits have concluded that amphotericin B liposome for injection had no teratogenic potential in these species. In rats, the maternal non-toxic dose of amphotericin B liposome for injection was estimated to be 5 mg/kg (equivalent to 0.16 to 0.8 times the recommended human clinical dose range of 1 mg/kg to 5 mg/kg) and in rabbits, 3 mg/kg (equivalent to 0.2 to 1 times the recommended human clinical dose range), based on body surface area correction. Rabbits receiving the higher doses, (equivalent to 0.5 to 2 times the recommended human dose) of amphotericin B liposome for injection experienced a higher rate of spontaneous abortions than did the control groups. Amphotericin B liposome for injection should only be used during pregnancy if the possible benefits to be derived outweigh the potential risks involved.

### **Nursing Mothers**

Many drugs are excreted in human milk. However, it is not known whether amphotericin B is excreted in human milk. Due to the potential for serious adverse reactions in breastfed infants, a decision should be made whether to discontinue nursing or whether

to discontinue the drug, taking into account the importance of the drug to the mother.

### **Pediatric Use**

Pediatric patients, age 1 month to 16 years, with presumed fungal infection (empirical therapy), confirmed systemic fungal infections or with visceral leishmaniasis have been successfully treated with amphotericin B liposome for injection. In studies which included 302 pediatric patients administered amphotericin B liposome for injection, there was no evidence of any differences in efficacy or safety of amphotericin B liposome for injection compared to adults. Since pediatric patients have received amphotericin B liposome for injection at doses comparable to those used in adults on a per kilogram body weight basis, no dosage adjustment is required in this population. Safety and effectiveness in pediatric patients below the age of one month have not been established. (See **DESCRIPTION OF CLINICAL STUDIES - Empirical Therapy in Febrile Neutropenic Patients** and **DOSAGE AND ADMINISTRATION**).

### **Elderly Patients**

Experience with amphotericin B liposome for injection in the elderly (65 years or older) comprised 72 patients. It has not been necessary to alter the dose of amphotericin B liposome for injection for this population. As with most other drugs, elderly patients receiving amphotericin B liposome for injection should be carefully monitored.

### **ADVERSE REACTIONS**

The following adverse events are based on the experience of 592 adult patients (295 treated with amphotericin B liposome for injection and 297 treated with amphotericin B deoxycholate) and 95 pediatric patients (48 treated with amphotericin B liposome for injection and 47 treated with amphotericin B deoxycholate) in Study 94-0-002, a randomized double-blind, multicenter study in febrile, neutropenic patients. Amphotericin B liposome for injection and amphotericin B were infused over two hours.

The incidence of common adverse events (incidence of 10% or greater) occurring with amphotericin B liposome for injection compared to amphotericin B deoxycholate, regardless of relationship to study drug, is shown in the following table:

#### **Empirical Therapy Study 94-0-002 Common Adverse Events**

<b>Adverse Event by Body System</b>	<b>Amphotericin B Liposome for Injection N=343 %</b>	<b>Amphotericin B N=344 %</b>
<b>Body as a Whole</b>		
Abdominal pain	19.8	21.8
Asthenia	13.1	10.8
Back pain	12	7.3
Blood product transfusion reaction	18.4	18.6
Chills	47.5	75.9
Infection	11.1	9.3
Pain	14	12.8

Sepsis	14	11.3
<b>Cardiovascular System</b>		
Chest pain	12	11.6
Hypertension	7.9	16.3
Hypotension	14.3	21.5
Tachycardia	13.4	20.9
<b>Digestive System</b>		
Diarrhea	30.3	27.3
Gastrointestinal hemorrhage	9.9	11.3
Nausea	39.7	38.7
Vomiting	31.8	43.9
<b>Metabolic and Nutritional Disorders</b>		
Alkaline phosphatase increased	22.2	19.2
ALT (SGPT) increased	14.6	14
AST (SGOT) increased	12.8	12.8
Bilirubinemia	18.1	19.2
BUN increased	21	31.1
Creatinine increased	22.4	42.2
Edema	14.3	14.8
Hyperglycemia	23	27.9
Hypernatremia	4.1	11
Hypervolemia	12.2	15.4
Hypocalcemia	18.4	20.9
Hypokalemia	42.9	50.6
Hypomagnesemia	20.4	25.6
Peripheral edema	14.6	17.2
<b>Nervous System</b>		
Anxiety	13.7	11
Confusion	11.4	13.4
Headache	19.8	20.9

Insomnia	17.2	14.2
<b>Respiratory System</b>		
Cough increased	17.8	21.8
Dyspnea	23	29.1
Epistaxis	14.9	20.1
Hypoxia	7.6	14.8
Lung disorder	17.8	17.4
Pleural effusion	12.5	9.6
Rhinitis	11.1	11
<b>Skin and Appendages</b>		
Pruritus	10.8	10.2
Rash	24.8	24.4
Sweating	7	10.8
<b>Urogenital System</b>		
Hematuria	14	14

Amphotericin B liposome for injection was well tolerated. Amphotericin B liposome for injection had a lower incidence of chills, hypertension, hypotension, tachycardia, hypoxia, hypokalemia, and various events related to decreased kidney function as compared to amphotericin B deoxycholate.

In pediatric patients (16 years of age or less) in this double-blind study, amphotericin B liposome for injection compared to amphotericin B deoxycholate had a lower incidence of hypokalemia (37% versus 55%), chills (29% versus 68%), vomiting (27% versus 55%), and hypertension (10% versus 21%). Similar trends, although with a somewhat lower incidence, were observed in open-label, randomized Study 104-14 involving 205 febrile neutropenic pediatric patients (141 treated with amphotericin B liposome for injection and 64 treated with amphotericin B deoxycholate). Pediatric patients appear to have more tolerance than older individuals for the nephrotoxic effects of amphotericin B deoxycholate.

The following adverse events are based on the experience of 244 patients (202 adult and 42 pediatric patients) of whom 85 patients were treated with amphotericin B liposome for injection 3 mg/kg, 81 patients were treated with amphotericin B liposome for injection 5 mg/kg and 78 patients were treated with amphotericin B lipid complex 5 mg/kg in Study 97-0-034, a randomized double-blind, multicenter study in febrile, neutropenic patients. Amphotericin B liposome for injection and amphotericin B lipid complex were infused over two hours. The incidence of adverse events occurring in more than 10% of subjects in one or more arms regardless of relationship to study drug are summarized in the following table:

**Empirical Therapy Study 97-0-034 Common Adverse Events**

<b>Adverse Event by Body System</b>	<b>Amphotericin B Liposome for Injection 3 mg/kg/day N=85 %</b>	<b>Amphotericin B Liposome for Injection 5 mg/kg/day N=81 %</b>	<b>Amphotericin B Lipid Complex 5 mg/kg/day N=78 %</b>
<b>Body as a Whole</b>			
Abdominal pain	12.9	9.9	11.5
Asthenia	8.2	6.2	11.5
Chills/rigors	40	48.1	89.7
Sepsis	12.9	7.4	11.5
Transfusion reaction	10.6	8.6	5.1
<b>Cardiovascular System</b>			
Chest pain	8.2	11.1	6.4
Hypertension	10.6	19.8	23.1
Hypotension	10.6	7.4	19.2
Tachycardia	9.4	18.5	23.1
<b>Digestive System</b>			
Diarrhea	15.3	17.3	14.1
Nausea	25.9	29.6	37.2
Vomiting	22.4	25.9	30.8
<b>Metabolic and Nutritional Disorders</b>			
Alkaline phosphatase increased	7.1	8.6	12.8
Bilirubinemia	16.5	11.1	11.5
BUN increased	20	18.5	28.2
Creatinine increased	20	18.5	48.7
Edema	12.9	12.3	12.8
Hyperglycemia	8.2	8.6	14.1
Hypervolemia	8.2	11.1	14.1
Hypocalcemia	10.6	10	5.1

	10.0	4.3	3.1
Hypokalemia	37.6	43.2	39.7
Hypomagnesemia	15.3	25.9	15.4
Liver function tests abnormal	10.6	7.4	11.5
<b>Nervous System</b>			
Anxiety	10.6	7.4	9
Confusion	12.9	8.6	3.8
Headache	9.4	17.3	10.3
<b>Respiratory System</b>			
Dyspnea	17.6	22.2	23.1
Epistaxis	10.6	8.6	14.1
Hypoxia	7.1	6.2	20.5
Lung disorder	14.1	13.6	15.4
<b>Skin and Appendages</b>			
Rash	23.5	22.2	14.1

The following adverse events are based on the experience of 267 patients (266 adult patients and 1 pediatric patient) of whom 86 patients were treated with amphotericin B liposome for injection 3 mg/kg, 94 patients were treated with amphotericin B liposome for injection 6 mg/kg and 87 patients treated with amphotericin B deoxycholate 0.7 mg/kg in Study 94-0-013 a randomized, double-blind, comparative multicenter trial, in the treatment of cryptococcal meningitis in HIV positive patients. The incidence of adverse events occurring in more than 10% of subjects in one or more arms regardless of relationship to study drug are summarized in the following table:

**Cryptococcal Meningitis Therapy Study 94-0-013 Common Adverse Events**

<b>Adverse Event by Body System</b>	<b>Amphotericin B Liposome for Injection 3 mg/kg/day N=86 %</b>	<b>Amphotericin B Liposome for Injection 6 mg/kg/day N=94 %</b>	<b>Amphotericin B 0.7 mg/kg/day N=87 %</b>
<b>Body as a Whole</b>			
Abdominal pain	7	7.4	10.3
Infection	12.8	11.7	6.9
Procedural	8.1	9.6	10.3

Complication			
<b>Cardiovascular System</b>			
Phlebitis	9.3	10.6	25.3
<b>Digestive System</b>			
Anorexia	14	9.6	11.5
Constipation	15.1	14.9	20.7
Diarrhea	10.5	16	10.3
Nausea	16.3	21.3	25.3
Vomiting	10.5	21.3	20.7
<b>Hemic and Lymphatic System</b>			
Anemia	26.7	47.9	43.7
Leukopenia	15.1	17	17.2
Thrombocytopenia	5.8	12.8	6.9
<b>Metabolic and Nutritional Disorders</b>			
Bilirubinemia	0	8.5	12.6
BUN increased	9.3	7.4	10.3
Creatinine increased	18.6	39.4	43.7
Hyperglycemia	9.3	12.8	17.2
Hypocalcemia	12.8	17	13.8
Hypokalemia	31.4	51.1	48.3
Hypomagnesemia	29.1	48.9	40.2
Hyponatremia	11.6	8.5	9.2
Liver Function Tests Abnormal	12.8	4.3	9.2
<b>Nervous System</b>			
Dizziness	7	8.5	10.3
Insomnia	22.1	17	20.7
<b>Respiratory System</b>			
Cough Increased	8.1	2.1	10.3
<b>Skin and Appendages</b>			
Rash	4.7	11.7	4.6

## Infusion Related Reactions

In Study 94-0-002, the large, double-blind study of pediatric and adult febrile neutropenic patients, no premedication to prevent infusion related reaction was administered prior to the first dose of study drug (Day 1). Amphotericin B liposome for injection-treated patients had a lower incidence of infusion related fever (17% versus 44%), chills/rigors (18% versus 54%) and vomiting (6% versus 8%) on Day 1 as compared to amphotericin B deoxycholate-treated patients.

The incidence of infusion related reactions on Day 1 in pediatric and adult patients is summarized in the following table:

### Incidence of Day 1 Infusion Related Reactions (IRR) By Patient Age

	Pediatric Patients (≤ 16 years of age)		Adult Patients (>16 years of age)	
	Amphotericin B Liposome for Injection 3 mg/kg/day	Amphotericin B 0.6 mg/kg/day	Amphotericin B Liposome for Injection 3 mg/kg/day	Amphotericin B 0.6 mg/kg/day
Total number of patients receiving at least one dose of study drug	48	47	295	297
Patients with fever† Increase ≥1.0°C	6 (13%)	22 (47%)	52 (18%)	128 (43%)
Patients with chills/rigors	4 (8%)	22 (47%)	59 (20%)	165 (56%)
Patients with nausea	4 (8%)	4 (9%)	38 (13%)	31 (10%)
Patients with vomiting	2 (4%)	7 (15%)	19 (6%)	21 (7%)
Patients with other reactions	10 (21%)	13 (28%)	47 (16%)	69 (23%)

†Day 1 body temperature increased above the temperature taken within 1 hour prior to infusion (preinfusion temperature) or above the lowest infusion value (no preinfusion temperature recorded).

Cardiorespiratory events, except for vasodilatation (flushing), during all study drug infusions were more frequent in amphotericin B-treated patients as summarized in the following table:

### Incidence of Infusion Related Cardiorespiratory Events

Event	Amphotericin B Liposome for Injection 3 mg/kg/day N=343	Amphotericin B 0.6 mg/kg/day N=344
Hypotension	12 (3.5%)	28 (8.1%)
Tachycardia	8 (2.3%)	43 (12.5%)
Hypertension	8 (2.3%)	39 (11.3%)



Vasodilatation	18 (5.2%)	2 (0.6%)
Dyspnea	16 (4.7%)	25 (7.3%)
Hyperventilation	4 (1.2%)	17 (4.9%)
Hypoxia	1 (0.3%)	22 (6.4%)

The percentage of patients who received drugs either for the treatment or prevention of infusion related reactions (e.g., acetaminophen, diphenhydramine, meperidine and hydrocortisone) was lower in amphotericin B liposome for injection-treated patients compared with amphotericin B deoxycholate-treated patients.

In the empirical therapy study 97-0-034, on Day 1, where no premedication was administered, the overall incidence of infusion related events of chills/rigors was significantly lower for patients administered amphotericin B liposome for injection compared with amphotericin B lipid complex. Fever, chills/rigors and hypoxia were significantly lower for each amphotericin B liposome for injection group compared with the amphotericin B lipid complex group. The infusion related event hypoxia was reported for 11.5% of amphotericin B lipid complex-treated patients compared with 0% of patients administered 3 mg/kg per day amphotericin B liposome for injection and 1.2% of patients treated with 5 mg/kg per day amphotericin B liposome for injection.

Incidence of Day 1 Infusion Related Reactions (IRR) Chills/Rigors Empirical Therapy Study 97-0-034

	Amphotericin B Liposome for Injection			Amphotericin B lipid complex 5 mg/kg/day
	3 mg/kg/day	5 mg/kg/day	BOTH	
Total number of patients	85	81	166	78
Patients with Chills/Rigors (Day1)	16 (18.8%)	19 (23.5%)	35 (21.1%)	62 (79.5%)
Patients with other notable reactions: Fever (>1.0°C increase in temperature)	20 (23.5%)	16 (19.8%)	36 (21.7%)	45 (57.7%)
Nausea	9 (10.6%)	7 (8.6%)	16 (9.6%)	9 (11.5%)
Vomiting	5 (5.9%)	5 (6.2%)	10 (6%)	11 (14.1%)
Hypertension	4 (4.7%)	7 (8.6%)	11 (6.6%)	12 (15.4%)
Tachycardia	2 (2.4%)	8 (9.9%)	10 (6%)	14 (17.9%)
Dyspnea	4 (4.7%)	8 (9.9%)	12 (7.2%)	8 (10.3%)
Hypoxia	0	1 (1.2%)	1 (<1%)	9 (11.5%)

Day 1 body temperature increased above the temperature taken within 1 hour prior to infusion (preinfusion temperature) or above the lowest infusion value (no preinfusion temperature recorded).

Patients were not administered premedications to prevent infusion related reactions prior to the Day 1 study drug infusion.

In Study 94-0-013, a randomized double-blind multicenter trial comparing amphotericin

B liposome for injection and amphotericin B deoxycholate as initial therapy for cryptococcal meningitis, premedications to prevent infusion related reactions were permitted. Amphotericin B liposome for injection treated patients had a lower incidence of fever, chill/rigors and respiratory adverse events as summarized in the following table:

<b>Incidence of Infusion-Related Reactions Study 94-0-013</b>			
	<b>Amphotericin B Liposome for Injection 3 mg/kg/day</b>	<b>Amphotericin B Liposome for Injection 6 mg/kg/day</b>	<b>Amphotericin B 0.7 mg/kg/day</b>
Total number of patients receiving at least one dose of study drug	86	94	87
Patients with fever increase of >1°C	6 (7%)	8 (9%)	24 (28%)
Patients with chills/rigors	5 (6%)	8 (9%)	42 (48%)
Patients with nausea	11 (13%)	13 (14%)	18 (20%)
Patients with vomiting	14 (16%)	13 (14%)	16 (18%)
Respiratory adverse events	0	1 (1%)	8 (9%)

There have been a few reports of flushing, back pain with or without chest tightness, and chest pain associated with amphotericin B liposome for injection administration; on occasion this has been severe. Where these symptoms were noted, the reaction developed within a few minutes after the start of infusion and disappeared rapidly when the infusion was stopped. The symptoms do not occur with every dose and usually do not recur on subsequent administrations when the infusion rate is slowed.

### **Toxicity and Discontinuation of Dosing**

In Study 94-0-002, a significantly lower incidence of grade 3 or 4 toxicity was observed in the amphotericin B liposome for injection group compared with the amphotericin B group. In addition, nearly three times as many patients administered amphotericin B required a reduction in dose due to toxicity or discontinuation of study drug due to an infusion related reaction compared with those administered amphotericin B liposome for injection.

In empirical therapy study 97-0-034, a greater proportion of patients in the amphotericin B lipid complex group discontinued the study drug due to an adverse event than in the amphotericin B liposome for injection groups.

### **Less Common Adverse Events**

The following adverse events also have been reported in 2% to 10% of amphotericin B liposome for injection-treated patients receiving chemotherapy or bone marrow transplantation, or had HIV disease in six comparative, clinical trials:

### ***Body as a Whole***

Abdomen enlarged, allergic reaction, cellulitis, cell mediated immunological reaction, face edema, graft versus host disease, malaise, neck pain, and procedural complication.

## ***Cardiovascular System***

Arrhythmia, atrial fibrillation, bradycardia, cardiac arrest, cardiomegaly, hemorrhage, postural hypotension, valvular heart disease, vascular disorder, and vasodilatation (flushing).

## ***Digestive System***

Anorexia, constipation, dry mouth/nose, dyspepsia, dysphagia, eructation, fecal incontinence, flatulence, hemorrhoids, gum/oral hemorrhage, hematemesis, hepatocellular damage, hepatomegaly, liver function test abnormal, ileus, mucositis, rectal disorder, stomatitis, ulcerative stomatitis, and veno-occlusive liver disease.

## ***Hemic & Lymphatic System***

Anemia, coagulation disorder, ecchymosis, fluid overload, petechia, prothrombin decreased, prothrombin increased, and thrombocytopenia.

## ***Metabolic & Nutritional Disorders***

Acidosis, amylase increased, hyperchloremia, hyperkalemia, hypermagnesemia, hyperphosphatemia, hyponatremia, hypophosphatemia, hypoproteinemia, lactate dehydrogenase increased, nonprotein nitrogen (NPN) increased, and respiratory alkalosis.

## ***Musculoskeletal System***

Arthralgia, bone pain, dystonia, myalgia, and rigors.

## ***Nervous System***

Agitation, coma, convulsion, cough, depression, dysesthesia, dizziness, hallucinations, nervousness, paresthesia, somnolence, thinking abnormality, and tremor.

## ***Respiratory System***

Asthma, atelectasis, hemoptysis, hiccup, hyperventilation, influenza-like symptoms, lung edema, pharyngitis, pneumonia, respiratory insufficiency, respiratory failure, and sinusitis.

## ***Skin & Appendages***

Alopecia, dry skin, herpes simplex, injection site inflammation, maculopapular rash, purpura, skin discoloration, skin disorder, skin ulcer, urticaria, and vesiculobullous rash.

## ***Special Senses***

Conjunctivitis, dry eyes, and eye hemorrhage.

## ***Urogenital System***

Abnormal renal function, acute kidney failure, acute renal failure, dysuria, kidney failure, toxic nephropathy, urinary incontinence, and vaginal hemorrhage.

## Postmarketing Experience

The following infrequent adverse experiences have been reported in postmarketing surveillance, in addition to those mentioned above: angioedema, erythema, urticaria, bronchospasm, cyanosis/hypoventilation, pulmonary edema, agranulocytosis, hemorrhagic cystitis, and rhabdomyolysis.

## Clinical Laboratory Values

The effect of amphotericin B liposome for injection on renal and hepatic function and on serum electrolytes was assessed from laboratory values measured repeatedly in Study 94-0-002. The frequency and magnitude of hepatic test abnormalities were similar in the amphotericin B liposome for injection and amphotericin B groups. Nephrotoxicity was defined as creatinine values increasing 100% or more over pretreatment levels in pediatric patients, and creatinine values increasing 100% or more over pretreatment levels in adult patients provided the peak creatinine concentration was >1.2 mg/dL. Hypokalemia was defined as potassium levels  $\leq$ 2.5 mmol/L any time during treatment.

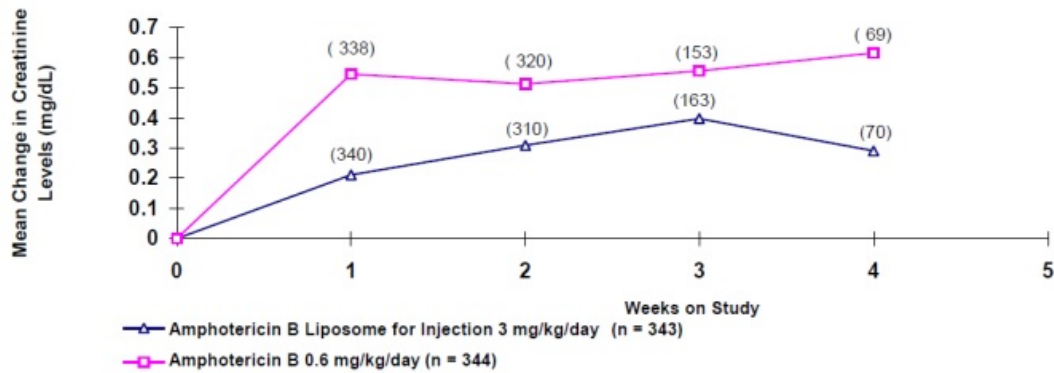
Incidence of nephrotoxicity, mean peak serum creatinine concentration, mean change from baseline in serum creatinine, and, incidence of hypokalemia in the double-blind randomized study were lower in the amphotericin B liposome for injection group as summarized in the following table:

### Study 94-0-002 Laboratory Evidence of Nephrotoxicity

	Amphotericin B Liposome for Injection 3 mg/kg/day	Amphotericin B 0.6 mg/kg/day
Total number of patients receiving at least one dose of study drug	343	344
Nephrotoxicity	64 (18.7%)	116 (33.7%)
Mean peak creatinine	1.24 mg/dL	1.52 mg/dL
Mean change from baseline in creatinine	0.48 mg/dL	0.77 mg/dL
Hypokalemia	23 (6.7%)	40 (11.6%)

The effect of amphotericin B liposome for injection (3 mg/kg/day) vs. amphotericin B (0.6 mg/kg/day) on renal function in adult patients enrolled in this study is illustrated in the following figure:

### Mean Change in Creatinine Over Time in Study 94-0-002



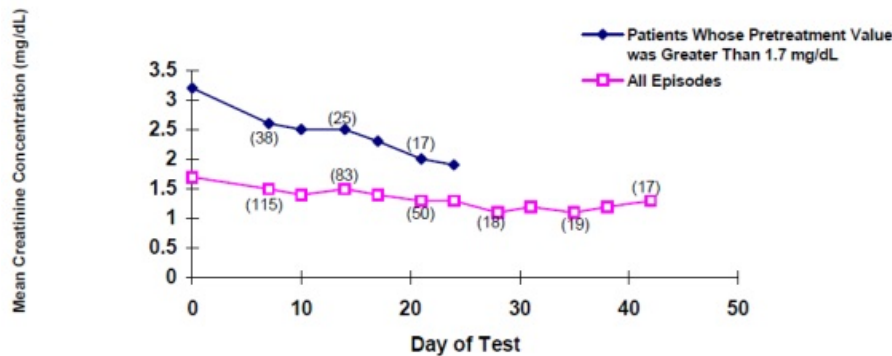
In empirical therapy study 97-0-034, the incidence of nephrotoxicity as measured by increases of serum creatinine from baseline was significantly lower for patients administered amphotericin B liposome for injection (individual dose groups and combined) compared with amphotericin B lipid complex.

**Incidence of Nephrotoxicity Empirical Therapy Study 97-0-034**

	Amphotericin B Liposome for Injection			Amphotericin B lipid complex 5 mg/kg/day
	3 mg/kg/day	5 mg/kg/day	BOTH	
Total number of patients	85	81	166	78
Number with nephrotoxicity				
1.5X baseline serum creatinine value	25 (29.4%)	21 (25.9%)	46 (27.7%)	49 (62.8%)
2X baseline serum creatinine value	12 (14.1%)	12 (14.8%)	24 (14.5%)	33 (42.3%)

The following graph shows the average serum creatinine concentrations in the compassionate use study and shows that there is a drop from pretreatment concentrations for all patients, especially those with elevated (greater than 1.7 mg/dL) pretreatment creatinine concentrations.

**Mean Creatinine Concentrations Over Time**



The incidence of nephrotoxicity in Study 94-0-013, comparative trial in cryptococcal meningitis was lower in the amphotericin B liposome for injection groups as shown in the following table:

<b>Laboratory Evidence of Nephrotoxicity Study 94-0-013</b>			
	Amphotericin B Liposome for Injection 3 mg/kg/day	Amphotericin B Liposome for Injection 6 mg/kg/day	Amphotericin B 0.7 mg/kg/day
Total number of patients receiving at least one dose of study drug	86	94	87
Number with Nephrotoxicity (%)			
1.5X baseline serum creatinine	30 (35%)	44 (47%)	52 (60%)

2 X baseline serum creatinine	12 (14%)	20 (21%)	29 (33%)
-------------------------------	----------	----------	----------

## OVERDOSAGE

The toxicity of amphotericin B liposome for injection due to overdose has not been defined. Repeated daily doses up to 10 mg/kg in pediatric patients and 15 mg/kg in adult patients have been administered in clinical trials with no reported dose-related toxicity.

### Management

If overdosage should occur, cease administration immediately. Symptomatic supportive measures should be instituted. Particular attention should be given to monitoring renal function. Hemodialysis or peritoneal dialysis do not appear to significantly affect the elimination of amphotericin B liposome for injection.

## DOSAGE AND ADMINISTRATION

**Amphotericin B liposome for injection is not interchangeable or substitutable on a mg per mg basis with other amphotericin B products.** Different amphotericin B products are not equivalent in terms of pharmacodynamics, pharmacokinetics and dosing.

Amphotericin B liposome for injection should be administered by intravenous infusion, using a controlled infusion device, over a period of approximately 120 minutes.

An in-line membrane filter may be used for the intravenous infusion of amphotericin B liposome for injection; provided **THE MEAN PORE DIAMETER OF THE FILTER IS NOT LESS THAN 1.0 MICRON.**

**NOTE: An existing intravenous line must be flushed with 5% Dextrose Injection prior to infusion of amphotericin B liposome for injection. If this is not feasible, amphotericin B liposome for injection must be administered through a separate line.**

Infusion time may be reduced to approximately 60 minutes in patients in whom the treatment is well-tolerated. If the patient experiences discomfort during infusion, the duration of infusion may be increased.

The recommended initial dose of amphotericin B liposome for injection for each indication for adult and pediatric patients is as follows:

Indication	Dose (mg/kg/day)
Empirical therapy	3
Systemic fungal infections: <i>Aspergillus</i> <i>Candida</i> <i>Cryptococcus</i>	3 to 5
Cryptococcal meningitis in HIV infected patients (see <b>DESCRIPTION OF CLINICAL STUDIES</b> )	6

Dosing and rate of infusion should be individualized to the needs of the specific patient to ensure maximum efficacy while minimizing systemic toxicities or adverse events.

Doses recommended for visceral leishmaniasis are presented below:

Visceral Leishmaniasis	Dose (mg/kg/day)
Immunocompetent patients	3 (days 1 to 5) and 3 on days 14, 21

Immunocompromised patients	4 (days 1 to 5) and 4 on days 10, 17, 24, 31, 38
----------------------------	---

**For immunocompetent patients** who do not achieve parasitic clearance with the recommended dose, a repeat course of therapy may be useful.

**For immunocompromised patients** who do not clear parasites or who experience relapses, expert advice regarding further treatment is recommended. For additional information see **DESCRIPTION OF CLINICAL STUDIES**.

### **Directions for Reconstitution, Filtration and Dilution**

#### **Read This Entire Section Carefully Before Beginning Reconstitution**

**Amphotericin B liposome for injection must** be reconstituted using Sterile Water for Injection, USP (without a bacteriostatic agent). Vials of amphotericin B liposome for injection containing 50 mg of amphotericin B are prepared as follows:

#### **Reconstitution**

1. Aseptically add 12 mL of Sterile Water for Injection, USP to each amphotericin B liposome for injection vial to yield a preparation containing 4 mg amphotericin B/mL.

**CAUTION: DO NOT RECONSTITUTE WITH SALINE OR ADD SALINE TO THE RECONSTITUTED CONCENTRATION, OR MIX WITH OTHER DRUGS.** The use of any solution other than those recommended, or the presence of a bacteriostatic agent in the solution, may cause precipitation of amphotericin B liposome for injection.

2. **Immediately after the addition of water, SHAKE THE VIAL VIGOROUSLY** for 30 seconds to completely disperse the amphotericin B liposome for injection.

Amphotericin B liposome for injection forms a yellow, translucent suspension. Visually inspect the vial for particulate matter and continue shaking until completely dispersed.

#### **Filtration and Dilution**

3. Calculate the amount of reconstituted (4 mg/mL) amphotericin B liposome for injection to be further diluted.

4. Withdraw this amount of reconstituted amphotericin B liposome for injection into a sterile syringe.

5. Attach the 5-micron filter, provided, to the syringe. Inject the syringe contents through the filter, into the appropriate amount of 5% Dextrose Injection (use only one filter per vial of amphotericin B liposome for injection).

6. Amphotericin B liposome for injection must be diluted with 5% Dextrose Injection to a final concentration of 1 mg/mL to 2 mg/mL prior to administration. Lower concentrations (0.2 mg/mL to 0.5 mg/mL) may be appropriate for infants and small children to provide sufficient volume for infusion. **DISCARD PARTIALLY USED VIALS.**

### **STORAGE OF AMPHOTERICIN B LIPOSOME FOR INJECTION**

Unopened vials of lyophilized material are to be stored at temperatures 20° to 25°C (68° to 77°F); excursions permitted to 15° to 30°C (59° to 86°F) [see USP Controlled Room Temperature].

#### **Storage of Reconstituted Product Concentrate**

The reconstituted product concentrate may be stored for up to 24 hours at 2°C to 8°C (36°F to 46°F) following reconstitution with Sterile Water for Injection, USP. Do not freeze.

#### **Storage of Diluted Product**

Amphotericin B liposome for injection should commence within 6 hours of dilution with 5% Dextrose Injection.

As with all parenteral drug products, the reconstituted amphotericin B liposome for injection should be inspected visually for particulate matter and discoloration prior to administration, whenever solution and container permit. Do not use material if there is any evidence of precipitation or foreign matter. Aseptic technique must be strictly observed in all handling since no preservative or bacteriostatic agent is present in amphotericin B liposome for injection or in the materials specified for reconstitution and dilution.

**HOW SUPPLIED**

Amphotericin B liposome for injection, 50 mg/vials supplied as yellow colored lyophilized mass, available in single carton (NDC 62756-233-01) and in packs of ten individual vial cartons (NDC 62756-233-02).

Each carton contains one pre-packaged, disposable sterile 5 micron filter.

Discard unused portion.

\* All trademarks are the property of their respective owners.

Distributed by:

**Sun Pharmaceutical Industries, Inc.**

Cranbury, NJ 08512

Manufactured by:

**Sun Pharmaceutical Medicare Limited**

Baska Ujeti Road, Ujeti

Halol-389350, Gujarat, India.

ISS. 12/2024

**PACKAGE LABEL.PRINCIPAL DISPLAY PANEL- Vial**

**NDC 62756-233-01**

**Amphotericin B Liposome for Injection**

**50 mg/vial**

**Amphotericin B liposome for injection is Not Interchangeable or Substitutable on a mg per mg Basis with other Amphotericin B Products.**


**Must be reconstituted and further diluted**

**For Intravenous Infusion Only**

**Sterile, nonpyrogenic**

**Rx only**

**One Single-Dose Vial**



<p>Each vial contains amphotericin B, USP 50 milligrams (mg), intercalated into a liposomal membrane consisting of alpha tocopherol approximately 0.64 mg; cholesterol 52 mg; distearoylphosphatidylglycerol, sodium salt 84 mg; hydrogenated soy phosphatidylcholine 213 mg, together with disodium succinate hexahydrate 27 mg; and sucrose 900 mg. Amphotericin B liposome for injection may also contain hydrochloric acid and/or sodium hydroxide as pH adjusters.</p> <p><b>Preservative-free.</b> <b>Discard unused portion.</b></p> <p><b>Usual Dosage:</b> See accompanying prescribing information.</p> <p><b>For Intravenous Use:</b> See accompanying prescribing information.</p> <p><b>Store at 20° to 25°C (68° to 77°F).</b></p>	<p>NDC 62756-233-01      Rx only</p> <p><b>Amphotericin B Liposome for Injection</b></p> <p><b>50 mg/vial</b></p> <p><b>Amphotericin B liposome for injection is Not Interchangeable or Substitutable on a mg per mg Basis with other Amphotericin B Products.</b></p> <p><b>Must be reconstituted and further diluted For Intravenous Infusion Only</b> Sterile, nonpyrogenic <b>One Single-Dose Vial</b></p>	 <p>0 23301 62756 NDC</p>	<p>Distributed by: <b>Sun Pharmaceutical Industries, Inc.</b> Cranbury, NJ 08512</p> <p>Manufactured by: <b>Sun Pharmaceutical Medicare Limited</b> Baska Ujeti Road, Ujeti Halol-389350, Gujarat, India.</p> <p>GUJ/DRUGS/G/28/623</p> <p>5 2 5 7 3 8 0</p> <p>LOT    AAA###A</p> <p>EXP    YYYY-MM</p>
--	--	--	--

**PACKAGE LABEL.PRINCIPAL DISPLAY PANEL-Show Box**

**NDC 62756-233-01**



**Amphotericin B Liposome for Injection, 50 mg/vial**  
**Amphotericin B liposome for injection is Not Interchangeable or Substitutable on a mg per mg Basis with other Amphotericin B Products.**  
**Must be reconstituted and further diluted**  
**For Intravenous Infusion Only**  
**Sterile, nonpyrogenic**  
**Rx only**  
**One Single-Dose Vial**  
**SUN PHARMA**

<p>Each vial contains amphotericin B, USP 50 milligrams (mg), intercalated into a liposomal membrane consisting of alpha tocopherol approximately 0.64 mg; cholesterol 52 mg; distearoylphosphatidylglycerol, sodium salt 84 mg; hydrogenated soy phosphatidylcholine 213 mg, together with disodium succinate hexahydrate 27 mg; and sucrose 900 mg. Amphotericin B liposome for injection may also contain hydrochloric acid and/or sodium hydroxide as pH adjusters.</p> <p><b>Preservative-free. Discard unused portion.</b></p> <p><b>Usual Dosage:</b> See accompanying prescribing information.</p> <p><b>For Intravenous Use:</b> See accompanying prescribing information.</p>	<p>Distributed by:  <b>Sun Pharmaceutical Industries, Inc.</b>  Cranbury, NJ 08512</p> <p>Manufactured by:  <b>Sun Pharmaceutical Medicare Limited</b>  Baska Ujeti Road, Ujetti  Halol-389350, Gujarat, India.  GUJ/DRUGS/G/28/623</p>  <p>5 2 5 7 3 8 1</p>	<p>NDC 62756-233-01 <span style="float: right;">Rx only</span></p> <p style="text-align: center;"><b>Amphotericin B Liposome for Injection</b></p> <p style="text-align: center;"><b>50 mg/vial</b></p> <p><b>Amphotericin B liposome for injection is Not Interchangeable or Substitutable on a mg per mg Basis with other Amphotericin B Products.</b></p> <p><b>Must be reconstituted and further diluted</b></p> <p><b>For Intravenous Infusion Only</b>  Sterile, nonpyrogenic</p> <p><b>One Single-Dose Vial</b> </p>	<p style="text-align: center;"><b>Amphotericin B Liposome for Injection</b></p> <p style="text-align: center;"><b>50 mg/vial</b></p> <p><b>Contents:</b>  One - single-dose vial  One - 5 micron filter  One - prescribing information</p> <p><b>Store at 20° to 25°C (68° to 77°F); excursions permitted to 15° to 30°C (59° to 86°F) [see USP Controlled Room Temperature].</b></p>
---	--	--	---

<b>AMPHOTERICIN B</b>				
amphotericin b injectable, liposomal				
<b>Product Information</b>				
<b>Product Type</b>	HUMAN PRESCRIPTION DRUG	<b>Item Code (Source)</b>	NDC:62756-233	
<b>Route of Administration</b>	INTRAVENOUS			
<b>Active Ingredient/Active Moiety</b>				
	<b>Ingredient Name</b>	<b>Basis of Strength</b>	<b>Strength</b>	
	AMPHOTERICIN B (UNII: 7XU7A7DROE) (AMPHOTERICIN B - UNII: 7XU7A7DROE)	AMPHOTERICIN B	50 mg	
<b>Packaging</b>				
<b>#</b>	<b>Item Code</b>	<b>Package Description</b>	<b>Marketing Start Date</b>	<b>Marketing End Date</b>
1	NDC:62756-233-01	1 in 1 CARTON	02/09/2022	
1		1 in 1 VIAL, SINGLE-DOSE; Type 0: Not a Combination Product		
2	NDC:62756-233-02	10 in 1 CARTON	02/09/2022	
2		1 in 1 CARTON		
2		1 in 1 VIAL, SINGLE-DOSE; Type 0: Not a Combination Product		
<b>Marketing Information</b>				
<b>Marketing Category</b>	<b>Application Number or Monograph Citation</b>	<b>Marketing Start Date</b>	<b>Marketing End Date</b>	
ANDA	ANDA212514	02/09/2022		

**Labeler** - Sun Pharmaceutical Industries, Inc. (146974886)

<b>Establishment</b>			
<b>Name</b>	<b>Address</b>	<b>ID/FEI</b>	<b>Business Operations</b>
Sun Pharmaceutical Medicare Limited		725420835	ANALYSIS(62756-233) , MANUFACTURE(62756-233)

