

# VITAMIN DEFICIENCY INJECTABLE SYSTEM - B12- cyanocobalamin

## IT3 Medical LLC

### Vitamin Deficiency Injectable System - B12

#### Rx only

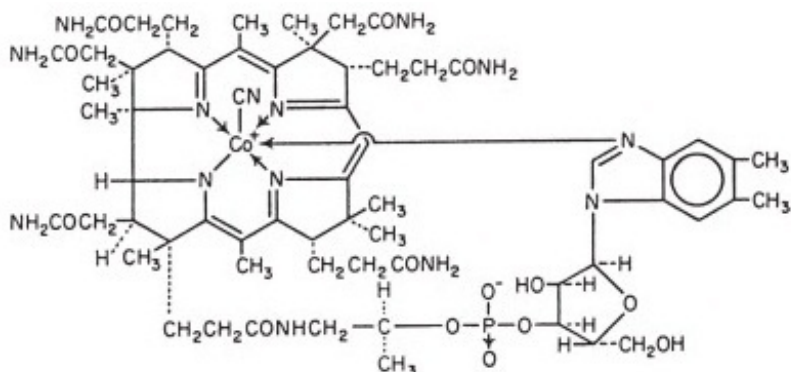
#### DESCRIPTION

Cyanocobalamin Injection (vitamin B<sub>12</sub>) is a sterile solution of Cyanocobalamin. Each mL contains Cyanocobalamin 1000 mcg, sodium chloride 9 mg and benzyl alcohol 0.015 mL in water for injection. Hydrochloric acid and/or sodium hydroxide may have been added to adjust the pH (range 4.5-7.0).

Cyanocobalamin appears as dark red crystals or as an amorphous or crystalline red powder. It is very hygroscopic in the anhydrous form, and sparingly soluble in water (1:80). It is stable to autoclaving for short periods at 121°C. The vitamin B<sub>12</sub> coenzymes are very unstable in light.

The chemical name is 5,6-dimethyl-benzimidazolyl cyanocobamide; the molecular formula is C<sub>63</sub>H<sub>88</sub>CoN<sub>14</sub>O<sub>14</sub>P. The cobalt content is 4.34%. The molecular weight is 1355.39.

The structural formula is represented below.



#### CLINICAL PHARMACOLOGY

Vitamin B<sub>12</sub> is essential to growth, cell reproduction, hematopoiesis, and nucleoprotein and myelin synthesis.

Cyanocobalamin is quantitatively and rapidly absorbed from intramuscular and subcutaneous sites of injection; the plasma level of the compound reaches its peak within 1 hour after intramuscular injection. Absorbed vitamin B<sub>12</sub> is transported via specific B<sub>12</sub> binding proteins, transcobalamin I and II to the various tissues. The liver is the main organ for vitamin B<sub>12</sub> storage.

Within 48 hours after injection of 100 or 1000 mcg of vitamin B<sub>12</sub>, 50 to 98% of the injected dose may appear in the urine. The major portion is excreted within the first eight hours. Intravenous administration results in even more rapid excretion with little opportunity for liver storage.

Gastrointestinal absorption of vitamin B<sub>12</sub> depends on the presence of sufficient intrinsic factor and calcium ions. Intrinsic factor deficiency causes pernicious anemia, which may be associated with subacute combined degeneration of the spinal cord. Prompt parenteral administration of vitamin B<sub>12</sub> prevents progression of neurologic damage.

The average diet supplies about 5 to 15 mcg/day of vitamin B<sub>12</sub> in a protein-bound form that is available for absorption after normal digestion. Vitamin B<sub>12</sub> is not present in foods of plant origin, but is abundant in foods of animal origin. In people with normal absorption, deficiencies have been reported only in

strict vegetarians who consume no products of animal origin (including no milk products or eggs).

Vitamin B<sub>12</sub> is bound to intrinsic factor during transit through the stomach; separation occurs in the terminal ileum in the presence of calcium, and vitamin B<sub>12</sub> enters the mucosal cell for absorption. It is then transported by the transcobalamin binding proteins. A small amount (approximately 1% of the total amount ingested) is absorbed by simple diffusion, but this mechanism is adequate only with very large doses. Oral absorption is considered too undependable to rely on in patients with pernicious anemia or other conditions resulting in malabsorption of vitamin B<sub>12</sub>.

Cyanocobalamin is the most widely used form of vitamin B<sub>12</sub>, and has hematopoietic activity apparently identical to that of the antianemia factor in purified liver extract. Hydroxycobalamin is equally as effective as cyanocobalamin, and they share the cobalamin molecular structure.

## INDICATIONS AND USAGE

Cyanocobalamin is indicated for vitamin B<sub>12</sub> deficiencies due to malabsorption which may be associated with the following conditions:

Addisonian (pernicious) anemia

Gastrointestinal pathology, dysfunction, or surgery, including gluten enteropathy or sprue, small bowel bacteria overgrowth, total or partial gastrectomy

Fish tapeworm infestation

Malignancy of pancreas or bowel

Folic acid deficiency

It may be possible to treat the underlying disease by surgical correction of anatomic lesions leading to small bowel bacterial overgrowth, expulsion of fish tapeworm, discontinuation of drugs leading to vitamin malabsorption (see **Drug Interactions**), use of a gluten-free diet in nontropical sprue, or administration of antibiotics in tropical sprue. Such measures remove the need for long-term administration of cyanocobalamin.

Requirements of vitamin B<sub>12</sub> in excess of normal (due to pregnancy, thyrotoxicosis, hemolytic anemia, hemorrhage, malignancy, hepatic and renal disease) can usually be met with oral supplementation.

Cyanocobalamin Injection, USP is also suitable for the vitamin B<sub>12</sub> absorption test (**Schilling test**).

## CONTRAINDICATIONS

Sensitivity to cobalt and/or vitamin B<sub>12</sub> is a contraindication.

## WARNINGS

Patients with early Leber's disease (hereditary optic nerve atrophy) who were treated with cyanocobalamin suffered severe and swift optic atrophy.

Hypokalemia and sudden death may occur in severe megaloblastic anemia which is treated intensely.

Anaphylactic shock and death have been reported after parenteral vitamin B<sub>12</sub> administration. An intradermal test dose is recommended before Cyanocobalamin Injection, USP is administered to patients suspected of being sensitive to this drug.

This product contains Benzyl Alcohol. Benzyl Alcohol has been reported to be associated with a fatal "Gasping Syndrome" in premature infants.

This product contains aluminum that may be toxic. Aluminum may reach toxic levels with prolonged parenteral administration if kidney function is impaired.

Premature neonates are particularly at risk because their kidneys are immature, and they require large amounts of calcium and phosphate solutions, which contain aluminum.

Research indicates that patients with impaired kidney function, including premature neonates, who receive parenteral levels of aluminum at greater than 4 to 5 mcg/kg/day accumulate aluminum at levels associated with central nervous system and bone toxicity. Tissue loading may occur at even lower rates of administration.

## **PRECAUTIONS**

### **General**

Vitamin B<sub>12</sub> deficiency that is allowed to progress for longer than 3 months may produce permanent degenerative lesions of the spinal cord. Doses of folic acid greater than 0.1 mg per day may result in hematologic remission in patients with vitamin B<sub>12</sub> deficiency. Neurologic manifestations will not be prevented with folic acid, and if not treated with vitamin B<sub>12</sub>, irreversible damage will result.

Doses of cyanocobalamin exceeding 10 mcg daily may produce hematologic response in patients with folate deficiency. Indiscriminate administration may mask the true diagnosis.

### **Information for Patients**

Patients with pernicious anemia should be informed that they will require monthly injections of vitamin B<sub>12</sub> for the remainder of their lives. Failure to do so will result in return of the anemia and in development of incapacitating and irreversible damage to the nerves of the spinal cord. Also, patients should be warned about the danger of taking folic acid in place of vitamin B<sub>12</sub>, because the former may prevent anemia but allow progression of subacute combined degeneration.

A vegetarian diet which contains no animal products (including milk products or eggs) does not supply any vitamin B<sub>12</sub>. Patients following such a diet, should be advised to take oral vitamin B<sub>12</sub> regularly. The need for vitamin B<sub>12</sub> is increased by pregnancy and lactation. Deficiency has been recognized in infants of vegetarian mothers who were breast fed, even though the mothers had no symptoms of deficiency at the time.

### **Laboratory Tests**

During the initial treatment of patients with pernicious anemia, serum potassium must be observed closely the first 48 hours and potassium replaced if necessary.

Hematocrit, reticulocyte count, vitamin B<sub>12</sub>, folate and iron levels should be obtained prior to treatment. Hematocrit and reticulocyte counts should be repeated daily from the fifth to seventh days of therapy and then frequently until the hematocrit is normal. If folate levels are low, folic acid should also be administered. If reticulocytes have not increased after treatment or if reticulocyte counts do not continue at least twice normal as long as the hematocrit is less than 35%, diagnosis or treatment should be reevaluated. Repeat determinations of iron and folic acid may reveal a complicating illness that might inhibit the response of the marrow.

Patients with pernicious anemia have about 3 times the incidence of carcinoma of the stomach as the general population, so appropriate tests for this condition should be carried out when indicated.

### **Drug/Laboratory Test Interactions**

Persons taking most antibiotics, methotrexate and pyrimethamine invalidate folic acid and vitamin B<sub>12</sub> diagnostic blood assays.

Colchicine para-aminosalicylic acid and heavy alcohol intake for longer than 2 weeks may produce malabsorption of vitamin B<sub>12</sub>.

### **Carcinogenesis, Mutagenesis, Impairment of Fertility**

Long term studies in animals to evaluate carcinogenic potential have not been done. There is no evidence from long-term use in patients with pernicious anemia that cyanocobalamin is carcinogenic. Pernicious anemia is associated with an increased incidence of carcinoma of the stomach, but this is believed to be related to the underlying pathology and not to treatment with cyanocobalamin.

## **Pregnancy**

### *Teratogenic Effects: Pregnancy Category C*

Adequate and well-controlled studies have not been done in pregnant women. However, vitamin B<sub>12</sub> is an essential vitamin and requirements are increased during pregnancy. Amounts of vitamin B<sub>12</sub> that are recommended by the Food and Nutrition Board, National Academy of Science-National Research Council for pregnant women (4 mcg daily) should be consumed during pregnancy.

## **Nursing Mothers**

Vitamin B<sub>12</sub> is known to be excreted in human milk. Amounts of vitamin B<sub>12</sub> that are recommended by the Food and Nutrition Board, National Academy of Science-National Research Council for lactating women (4 mcg daily) should be consumed during lactation.

## **Pediatric Use**

Intake in children should be in the amount (0.5 to 3 mcg daily) recommended by the Food and Nutrition Board, National Academy of Science-National Research Council.

## **ADVERSE REACTIONS**

### **Generalized**

Anaphylactic shock and death have been reported with administration of parenteral vitamin B<sub>12</sub> (see **WARNINGS**).

### **Cardiovascular**

Pulmonary edema and congestive heart failure early in treatment; peripheral vascular thrombosis.

### **Hematological**

Polycythemia vera

### **Gastrointestinal**

Mild transient diarrhea

### **Dermatological**

Itching; transitory exanthema

### **Miscellaneous**

Feeling of swelling of entire body

## **OVERDOSAGE**

No overdosage has been reported with this drug.

## **DOSAGE AND ADMINISTRATION**

Avoid using the intravenous route. Use of this product intravenously will result in almost all of the

vitamin being lost in the urine.

### **Pernicious Anemia**

Parenteral vitamin B<sub>12</sub> is the recommended treatment and will be required for the remainder of the patient's life. The oral form is not dependable. A dose of 100 mcg daily for 6 or 7 days should be administered by intramuscular or deep subcutaneous injection. If there is clinical improvement and if a reticulocyte response is observed, the same amount may be given on alternate days for seven doses, then every 3 to 4 days for another 2 to 3 weeks. By this time hematologic values should have become normal. This regimen should be followed by 100 mcg monthly for life. Folic acid should be administered concomitantly if needed.

### **Patients with Normal Intestinal Absorption**

Where the oral route is not deemed adequate, initial treatment similar to that for patients with pernicious anemia may be indicated depending on the severity of the deficiency. Chronic treatment should be with an oral B<sub>12</sub> preparation. If other vitamin deficiencies are present, they should be treated.

### **Schilling Test**

The flushing dose is 1000 mcg.

Parenteral drug products should be inspected visually for particulate matter and discoloration prior to administration, whenever solution and container permit.

### **HOW SUPPLIED**

Cyanocobalamin Injection, USP 1000 mcg/mL is available in the following packages:

NDC 0143-9621-25	1 mL Vial	Boxes of 25 Vials
NDC 0143-9620-10	10 mL Multiple Dose Vial	Boxes of 10 Vials
NDC 0143-9619-10	30 mL Multiple Dose Vial	Boxes of 10 Vials

### **Storage**

**Store at 20° to 25°C (68° to 77°F); excursions permitted to 15° to 30°C (59° to 86°F) [See USP Controlled Room Temperature].**

### **PROTECT FROM LIGHT.**

To report SUSPECTED ADVERSE REACTIONS, contact the FDA at 1-800-FDA-1088 or [www.fda.gov/medwatch](http://www.fda.gov/medwatch)

### **Assembled and Distributed by IT3 Medical, LLC**

4447 N Central Expy; Ste 110-106  
Dallas, TX 75205

### **For questions or comments:**

info@IT3-Medical.com  
www.IT3-Medical.com

Revised January 2016

PIN350-WES/1

### ***Drug Facts***

***MCKESSON ALCOHOL PREP PAD- isopropyl alcohol swab***

### **Active ingredient**

Isopropyl Alcohol 70% v/v

## **Purpose**

First Aid Antiseptic

## **Use**

For preparation of the skin prior to an injection

## **Warnings**

- For external use only
- Flammable, keep away from fire or flame
- Do not use with electrocautery procedures
- Do not use in the eyes
- Do not apply to irritated skin
- Stop use if pain, irritation, redness, or swelling occurs, discontinue use and consult a physician.
- **Keep out from reach of children.** If swallowed, get medical help or contact a Poison Control Center right away.

## **Directions**

- Open packet
- Remove pad
- Apply topically as needed to cleanse intended area. Discard after single use.

## **Other information**

- Store at room temperature 59-86°F (15-30°C)
- Contents sterile in unopened, undamaged package

## **Inactive ingredients**

purified water

## **Vitamin Deficiency Injectable System - B12**

### **Contents:**

- 1 - Cyanocobalamin Injection, USP 1,000 mcg/mL (1mL Vial)
- 2 - Isopropyl Alcohol Pads
- 1 - Pair of Sterile Surgical Gloves (*sterile & latex free*)
- 1 - Adhesive Bandage (*sterile & latex free*)
- 1 - BD Syringe (1 mL) w/ Luer-Lok Tip
- 1 - 22G x 1 BD Precision Glide Needle (*draw*)
- 1 - 30G x 1 BD Precision Glide Needle (*administer*)

## Packaging-Kit Label

NDC 70529-290-01



# Vitamin Deficiency Injectable System - B12

## Contents:

- |   |   |
|---|---|
| 1- Cyanocobalamin Injection, USP<br>1,000 msg/mL (1mL Vial)             | 1- BD Syringe (1mL)<br>w/ Luer-Lok Tip                        |
| 2- Isopropyl Alcohol Pads   | 1- 22G x 1 BD Precision<br>Glide Needle ( <i>draw</i> )       |
| 1- Pair of Sterile Surgical Gloves<br><i>(sterile &amp; latex free)</i> | 1- 30G x 1 BD Precision<br>Glide Needle ( <i>administer</i> ) |
| 1- Adhesive Bandage<br><i>(sterile &amp; latex free)</i>                |   |



Single  
use  
only



Caution, consult  
accompanying  
documents




Consult  
instructions  
for use



Temperature  
limitations

**Storage:** Store in a cool  
dry place at 25°C (77°F).  
Excursions permitted to  
15-30°C (59-86°F). See USP  
Controlled Room  
Temperature.




Lot and Expiration

Assembled and Distributed by IT3 Medical, LLC 4447 N Central Expy, Ste 110-106, Dallas, TX 75205  
For questions or comments: [info@IT3-Medical.com](mailto:info@IT3-Medical.com), [www.IT3-Medical.com](http://www.IT3-Medical.com)  
© 2016 IT3 Medical, LLC. Assembled in the USA.

## Packaging- Kit Components Labeling

NDC 0143-9621-01 1 mL Vial  
**Cyanocobalamin**  
**Injection, USP** Rx-only  
**1,000 mcg/mL**  
 For IM or SC USE ONLY  
 PROTECT FROM LIGHT  
 Contains Benzyl Alcohol  
 Distr. by: WEST-WARD



(01)00301489621010  
 PLB749-WES/1

Non-venipunct area

Lot:  
 Exp:

NDC 68599-5804-1

**MCKESSON**

**Alcohol Prep Pad**

STERILE | SATURATED WITH  
 70% v/v ISOPROPYL ALCOHOL

**M**  
 MEDIUM

**1.2" x 2.6"**  
 {3 cm x 6.5 cm}

DO NOT REUSE

MFR # 58-204

**STAMP AREA**

**STAMP AREA**

**Drug Facts**

Active ingredient	Purpose
Isopropyl Alcohol 70% v/v	First Aid Antiseptic

**Use** For preparation of the skin prior to an injection

**Warnings** For external use only.

- Flammable, keep away from fire or flame
- Do not use with electrocautery procedures or in eyes
- Stop use if redness or irritation develops. If condition continues for more than 72 hours consult a physician

**Keep out of reach of children.** If swallowed, get medical help or contact a Poison Control Center right away.

**Directions** Apply alcohol as needed to clean intended area. Discard after single use.

**Inactive ingredient** Purified Water

**Questions?** Call 1-800-777-4908

See Box for full Drug Facts Information. Not for individual sale.  
 Distributed By McKesson Medical-Surgical Inc.  
 Richmond, VA 23228  
 Rev. 01 01/14 Made in China

**VITAMIN DEFICIENCY INJECTABLE SYSTEM - B12**

cyanocobalamin kit

**Product Information**

<b>Product Type</b>	HUMAN PRESCRIPTION DRUG	<b>Item Code (Source)</b>	NDC:70529-290
---------------------	-------------------------	---------------------------	---------------

**Packaging**

#	Item Code	Package Description	Marketing Start Date	Marketing End Date
1	NDC:70529-290-01	1 in 1 PACKAGE; Type 9: Other Type of Part 3 Combination Product (e.g., Drug/Device/Biological Product)	05/01/2016	

**Quantity of Parts**

Part #	Package Quantity	Total Product Quantity
Part 1	1 VIAL	1 mL
Part 2	2 PACKET	2 mL

**Part 1 of 2**



# CYANOCOBALAMIN

cyanocobalamin injection

## Product Information

Item Code (Source)	NDC:0143-9621
Route of Administration	INTRAMUSCULAR, SUBCUTANEOUS

## Active Ingredient/Active Moiety

Ingredient Name	Basis of Strength	Strength
CYANOCOBALAMIN (UNII: P6YC3EG204) (CYANOCOBALAMIN - UNII:P6YC3EG204)	CYANOCOBALAMIN	1000 ug in 1 mL

## Inactive Ingredients

Ingredient Name	Strength
WATER (UNII: 059QF0KO0R)	
BENZYL ALCOHOL (UNII: LKG8494WBH)	
SODIUM CHLORIDE (UNII: 451W47IQ8X)	

## Packaging

#	Item Code	Package Description	Marketing Start Date	Marketing End Date
1	NDC:0143-9621-01	1 mL in 1 VIAL; Type 0: Not a Combination Product		

## Marketing Information

Marketing Category	Application Number or Monograph Citation	Marketing Start Date	Marketing End Date
ANDA	ANDA080515	10/20/1971	

## Part 2 of 2

# MCKESSON ALCOHOL PREP PAD

isopropyl alcohol swab

## Product Information

Item Code (Source)	NDC:68599-5804
Route of Administration	TOPICAL

## Active Ingredient/Active Moiety

Ingredient Name	Basis of Strength	Strength
ISOPROPYL ALCOHOL (UNII: ND2M416302) (ISOPROPYL ALCOHOL -	ISOPROPYL	0.7 mL in 1 mL

UNII:ND2M416302)	ALCOHOL	0.7 mL in 1 mL
------------------	---------	----------------

### Inactive Ingredients

Ingredient Name	Strength
WATER (UNII: 059QF0KO0R)	

### Packaging

#	Item Code	Package Description	Marketing Start Date	Marketing End Date
1	NDC:68599-5804-1	1 mL in 1 PACKET; Type 0: Not a Combination Product		

### Marketing Information

Marketing Category	Application Number or Monograph Citation	Marketing Start Date	Marketing End Date
OTC monograph not final	part333A	04/09/2010	

### Marketing Information

Marketing Category	Application Number or Monograph Citation	Marketing Start Date	Marketing End Date
ANDA	ANDA080515	05/01/2016	

**Labeler** - IT3 Medical LLC (079971231)

Revised: 1/2020

IT3 Medical LLC