

# SOLOSEC - secnidazole granule

## Lupin Pharmaceuticals, Inc.

-----

### HIGHLIGHTS OF PRESCRIBING INFORMATION

These highlights do not include all the information needed to use SOLOSEC® safely and effectively. See full prescribing information for SOLOSEC.

SOLOSEC® (secnidazole) oral granules

Initial U.S. Approval: 2017

### RECENT MAJOR CHANGES

-----

Indications and Usage, Bacterial Vaginosis (1.1) 1/2022

Indications and Usage, Trichomoniasis (1.2) 1/2022

Dosage and Administration (2) 6/2021

Contraindications (4) 12/2021

### INDICATIONS AND USAGE

-----

SOLOSEC® is a nitroimidazole antimicrobial indicated for

- Treatment of bacterial vaginosis in female patients 12 years of age and older. (1.1)
- Treatment of trichomoniasis in patients 12 years of age and older. (1.2)

To reduce the development of drug-resistant bacteria and maintain the effectiveness of SOLOSEC and other antibacterial drugs, SOLOSEC should be used only to treat or prevent infections that are proven or strongly suspected to be caused by bacteria. (1.3)

### DOSAGE AND ADMINISTRATION

-----

- Bacterial Vaginosis (female patients 12 years of age and older): Administer a single 2-gram packet of granules once orally, without regard to the timing of meals. (2.1)
- Trichomoniasis (patients 12 years of age and older): Administer a single 2-gram packet of granules once orally, without regard to the timing of meals. Treat sexual partners with the same dose and at the same time. (2.2)
- Sprinkle entire contents of packet onto applesauce, yogurt or pudding and consume all of the mixture within 30 minutes without chewing or crunching the granules. A glass of water may be taken after the administration of SOLOSEC to aid in swallowing. (2.3)
- SOLOSEC is not intended to be dissolved in any liquid. (2.3)

### DOSAGE FORMS AND STRENGTHS

-----

Oral granules: 2 g secnidazole, in a unit-of-use child-resistant foil packet. (3)

### CONTRAINDICATIONS

-----

- History of hypersensitivity to secnidazole, or other nitroimidazole derivatives. (4)
- Patients with Cockayne syndrome. (4, 6.2)

### WARNINGS AND PRECAUTIONS

-----

- Vulvovaginal Candidiasis : This may develop with SOLOSEC and require treatment with an antifungal agent (5.1)
- Potential Risk for Carcinogenicity : Carcinogenicity has been seen in mice and rats treated chronically with nitroimidazole derivatives, which are structurally related to secnidazole. It is unclear if the positive tumor findings in lifetime rodent studies indicate a risk to patients taking a single dose of SOLOSEC to treat bacterial vaginosis. Avoid chronic use (5.2)

### ADVERSE REACTIONS

-----

- Bacterial Vaginosis : Most common adverse reactions observed in clinical trials of bacterial vaginosis (incidence  $\geq$  2%) were vulvovaginal candidiasis, headache, nausea, dysgeusia, vomiting, diarrhea, abdominal pain, and vulvovaginal pruritus. (6.1).
- Trichomoniasis : Most common adverse reaction observed in the clinical trial of trichomoniasis (incidence  $\geq$  2%) was vulvovaginal candidiasis. (6.1).

To report SUSPECTED ADVERSE REACTIONS, contact Lupin Pharmaceuticals, Inc. at 1-844-SOLOSEC (1-844-765-6732) or FDA at 1-800-FDA-1088 or [www.fda.gov/medwatch](http://www.fda.gov/medwatch)

### USE IN SPECIFIC POPULATIONS

-----

Lactation: Breastfeeding is not recommended. Discontinue breastfeeding for 96 hours after administration

**FULL PRESCRIBING INFORMATION: CONTENTS\***

**1 INDICATIONS AND USAGE**

- 1.1 Bacterial Vaginosis
- 1.2 Trichomoniasis
- 1.3 Usage

**2 DOSAGE AND ADMINISTRATION**

- 2.1 Recommended Dosage for Bacterial Vaginosis
- 2.2 Recommended Dosage for Trichomoniasis
- 2.3 Instructions for the Preparation and Administration of SOLOSEC

**3 DOSAGE FORMS AND STRENGTHS**

**4 CONTRAINDICATIONS**

**5 WARNINGS AND PRECAUTIONS**

- 5.1 Vulvovaginal Candidiasis
- 5.2 Potential Risk for Carcinogenicity
- 5.3 Risk of Development of Drug Resistance

**6 ADVERSE REACTIONS**

- 6.1 Clinical Trials Experience
- 6.2 Postmarketing Experience

**7 DRUG INTERACTIONS**

- 7.1 Oral Contraceptives
- 7.2 Alcohol

**8 USE IN SPECIFIC POPULATIONS**

- 8.1 Pregnancy
- 8.2 Lactation
- 8.4 Pediatric Use
- 8.5 Geriatric Use

**11 DESCRIPTION**

**12 CLINICAL PHARMACOLOGY**

- 12.1 Mechanism of Action
- 12.2 Pharmacodynamics
- 12.3 Pharmacokinetics
- 12.4 Microbiology

**13 NONCLINICAL TOXICOLOGY**

- 13.1 Carcinogenesis Mutagenesis & Impairment of Fertility

**14 CLINICAL STUDIES**

- 14.1 Bacterial Vaginosis
- 14.2 Trichomoniasis

**15 REFERENCES**

**16 HOW SUPPLIED/STORAGE AND HANDLING**

**17 PATIENT COUNSELING INFORMATION**

\* Sections or subsections omitted from the full prescribing information are not listed.

---

## FULL PRESCRIBING INFORMATION

### 1 INDICATIONS AND USAGE

#### 1.1 Bacterial Vaginosis

SOLOSEC is indicated for the treatment of bacterial vaginosis in female patients 12 years of age and older [see *Use in Specific Populations (8.1) and Clinical Studies (14)*].

#### 1.2 Trichomoniasis

SOLOSEC is indicated for the treatment of trichomoniasis caused by *Trichomonas vaginalis* in patients 12 years of age and older. Because trichomoniasis is a sexually transmitted disease with potentially serious sequelae, treat partners of infected patients simultaneously in order to prevent reinfection [see *Dosage and Administration (2.2) and Clinical Studies (14.2)*].

#### 1.3 Usage

To reduce the development of drug-resistant bacteria and maintain the effectiveness of SOLOSEC and other antibacterial drugs, SOLOSEC should be used only to treat or prevent infections that are proven or strongly suspected to be caused by susceptible bacteria. When culture and susceptibility information are available, they should be considered in selecting or modifying antibacterial therapy. In the absence of such data, local epidemiology and susceptibility patterns may contribute to the empiric selection of therapy.

### 2 DOSAGE AND ADMINISTRATION

#### 2.1 Recommended Dosage for Bacterial Vaginosis

The recommended dosage of SOLOSEC for the treatment of bacterial vaginosis in female patients 12 years of age and older is a single 2-gram packet of granules taken once orally, without regard to the timing of meals [see *Clinical Pharmacology (12.3)*].

#### 2.2 Recommended Dosage for Trichomoniasis

The recommended dosage of SOLOSEC for the treatment of trichomoniasis in patients 12 years of age and older is a single 2-gram packet of granules taken once orally, without regard to the timing of meals [see *Clinical Pharmacology (12.3)*]. Since trichomoniasis is a sexually transmitted disease, treat sexual partners with the same dose and at the same time [see *Indications and Usage (1.2)*].

#### 2.3 Instructions for the Preparation and Administration of SOLOSEC

- Open the SOLOSEC packet by folding over the corner (marked by an arrow) and tearing across the top.
- Sprinkle the entire contents of the SOLOSEC packet onto applesauce, yogurt or pudding [see *Clinical Pharmacology (12.3)*]. The granules will not dissolve. Consume

all of the mixture within 30 minutes without chewing or crunching the granules. A glass of water may be taken after the administration of SOLOSEC to aid in swallowing.

- The granules are not intended to be dissolved in any liquid.
- Avoid consumption of alcoholic beverages and preparations containing ethanol or propylene glycol during treatment with SOLOSEC and for at least 2 days after completing therapy. [see *Adverse Reactions (6.2)*, *Drug Interactions (7.2)*, and *Clinical Pharmacology (12.3)*].

### **3 DOSAGE FORMS AND STRENGTHS**

Oral Granules: 2 g, of off-white to slightly yellowish granules with 4.8 g net weight, packed in a unit-of-use child-resistant foil packet.

### **4 CONTRAINDICATIONS**

SOLOSEC is contraindicated:

- In patients who have shown hypersensitivity to secnidazole, or other nitroimidazole derivatives.
- In patients with Cockayne syndrome: Severe irreversible hepatotoxicity/acute liver failure with fatal outcomes have been reported after initiation of metronidazole, another nitroimidazole drug, structurally related to secnidazole, in patients with Cockayne syndrome [see *Adverse Reactions (6.2)*].

### **5 WARNINGS AND PRECAUTIONS**

#### **5.1 Vulvovaginal Candidiasis**

The use of SOLOSEC may result in vulvovaginal candidiasis. In controlled clinical trials of non-pregnant women with bacterial vaginosis, vulvovaginal candidiasis developed in 19/197 (9.6%) of patients who received 2 g SOLOSEC and 4/136 (2.9%) subjects who received placebo. In a controlled clinical trial of non-pregnant female patients with trichomoniasis, vulvovaginal candidiasis developed in 2/74 (2.7%) of patients who received 2 g SOLOSEC and 0/73 (0%) subjects who received placebo [see *Adverse Reactions (6.1)*]. Symptomatic vulvovaginal candidiasis may require treatment with an antifungal agent.

#### **5.2 Potential Risk for Carcinogenicity**

Carcinogenicity has been seen in mice and rats treated chronically with nitroimidazole derivatives which are structurally related to secnidazole. It is unclear if the positive tumor findings in lifetime rodent studies of these nitroimidazoles indicate a risk to patients taking a single dose of SOLOSEC to treat bacterial vaginosis. Avoid chronic use of SOLOSEC [see *Nonclinical Toxicology (13.1)*].

#### **5.3 Risk of Development of Drug Resistance**

Prescribing SOLOSEC in the absence of proven or strongly suspected bacterial infection or a prophylactic indication is unlikely to provide benefit to the patient and increases the risk of the development of drug-resistant bacteria.

## 6 ADVERSE REACTIONS

The following important adverse reactions are discussed in greater detail in other sections of labeling:

- Vulvovaginal Candidiasis [*Warnings and Precautions (5.1)*]

### 6.1 Clinical Trials Experience

Because clinical trials are conducted under widely varying conditions, adverse reaction rates observed in the clinical trials of a drug cannot be directly compared to rates in the clinical trials of another drug and may not reflect the rates observed in practice.

#### **Bacterial Vaginosis**

The safety data described below reflect exposure to 629 patients, of whom 558 received a 2 g dose of SOLOSEC. SOLOSEC was evaluated in four clinical trials of female patients diagnosed with bacterial vaginosis: two placebo-controlled trials (Trial 1 n=215, Trial 2 n=189) and two uncontrolled safety trials (Trial 3 n=321, Trial 4 n=40).

#### **Most Common Adverse Reactions in Trials 1 and 2**

All patients in Trial 1 and Trial 2 received a single oral dose of study medication or placebo. Trial 1 evaluated a 1 g (this dose is not approved) dose (n=71) and a 2 g dose (n=72) of SOLOSEC in patients aged 18 to 54 years. Trial 2 evaluated a 2 g dose (n=125) in patients aged 15 to 54 years. Patients in the placebo-controlled trials were primarily Black or African American (54%) or Caucasian (41%).

Among 197 patients treated with a single 2 g dose of SOLOSEC in the two placebo-controlled trials, Trial 1 and 2, adverse reactions were reported by approximately 29% of patients. Table 1 displays the most common adverse reactions ( $\geq 2\%$  in SOLOSEC-treated patients) in these two trials. There were no deaths in the trials.

**Table 1: Adverse Reactions Occurring ( $\geq 2\%$  SOLOSEC-Treated Patients) in the Pooled Placebo-Controlled Trials 1 and 2 in Adult Women with Bacterial Vaginosis**

<b>Adverse Reaction</b>	<b>SOLOSEC N=197 n (%)</b>	<b>Placebo N=136 n (%)</b>
Vulvovaginal candidiasis	19 (9.6)	4 (2.9)
Headache	7 (3.6)	2 (1.5)
Nausea	7 (3.6)	1 (0.7)
Diarrhea	5 (2.5)	1 (0.7)
Abdominal pain	4 (2.0)	2 (1.5)
Vulvovaginal pruritus	4 (2.0)	2 (1.5)

#### **Most Common Adverse Reactions in Trial 3**

Among the 321 patients in an uncontrolled trial, Trial 3, adverse reactions were reported in 30% of patients. Vulvovaginal candidiasis (8.4%), nausea (5.3%), vomiting (2.5%) and dysgeusia (3.4%) were the most common adverse reactions reported in this trial. Two

SOLOSEC-treated patients in Trial 3 discontinued due to vulvovaginal candidiasis.

#### Most Common Adverse Reactions in Trial 4

In Trial 4, the safety of SOLOSEC was evaluated in a multicenter, uncontrolled, open-label study evaluating the safety and tolerability of SOLOSEC in 40 pediatric patients between the ages of 12 and less than 18 years old all of whom were treated with a 2 g single dose of SOLOSEC. Most patients in this study were either White (60%) or Black/African-American (38%). The overall safety findings of a SOLOSEC 2 g dose in patients aged 12 to 17 years are consistent with findings in adult patients aged 18 to 65 years old. There were no deaths, severe adverse reactions, or discontinuations due to adverse reactions. Adverse reactions occurring in at least one SOLOSEC-treated pediatric patient included: nausea and abdominal pain.

#### Trichomoniasis

The safety of SOLOSEC was evaluated in 147 female patients with trichomoniasis who participated in Trial 5, a placebo controlled, double blind trial, of whom 143 (97.3%) patients completed the 'Test of Cure' (TOC) visit. In this trial, 74 patients received a single 2-gram oral dose of SOLOSEC, and 73 patients received placebo. The mean age of the patients in this study was 37.7 years, with a range of 15 to 65 years. Most of the patients were Black or African American (134/147; 91.2%). In the primary phase of Trial 5, i.e., baseline to TOC visit, one SOLOSEC-treated patient was discontinued from the study due to nausea and productive cough.

#### Most Common Adverse Reactions

A total of 11 patients (14.9%) who received SOLOSEC and 16 patients (21.9%) in the placebo group reported adverse reactions, respectively. Vulvovaginal candidiasis was reported in 2 patients (2.7%) in the SOLOSEC-treated group and in none of the patients in the placebo group.

### **6.2 Postmarketing Experience**

The following adverse reactions have been reported during use of SOLOSEC and other 2 g formulations of secnidazole outside of the United States. Because these reactions are reported voluntarily from a population of uncertain size, it is not always possible to reliably estimate their frequency or establish a causal relationship to drug exposure.

#### Adverse Reactions with SOLOSEC

##### *Nervous System Disorders: Dysgeusia*

Nausea, vomiting, diarrhea, abdominal pain, dizziness, and headache have been reported when SOLOSEC was taken concomitantly with alcohol. [see *Dosage and Administration (2.3)*, *Drug Interactions (7.2)* and *Clinical Pharmacology (12.3)*].

#### Metronidazole, Another Nitroimidazole Agent, Structurally Related to Secnidazole

Cases of severe irreversible hepatotoxicity/acute liver failure, including cases with fatal outcomes with very rapid onset after initiation of systemic use of metronidazole, another nitroimidazole agent structurally related to secnidazole, have been reported in patients with Cockayne syndrome (latency from drug start to signs of liver failure as short as 2 days) [see *Contraindications (4)*].

## 7 DRUG INTERACTIONS

### 7.1 Oral Contraceptives

There was no clinically significant drug interaction between secnidazole and the combination oral contraceptive, ethinyl estradiol plus norethindrone [see *Clinical Pharmacology* (12.3)]. SOLOSEC can be co-administered with combination oral contraceptives (e.g., ethinyl estradiol plus norethindrone).

### 7.2 Alcohol

Alcoholic beverages and preparations containing ethanol or propylene glycol should be avoided during SOLOSEC therapy and for 2 days after treatment is stopped.

Nausea, vomiting, diarrhea, abdominal pain, dizziness, and headache have been reported when SOLOSEC was taken concomitantly with alcohol. [see *Dosage and Administration* (2.3), *Adverse Reactions* (6.2) and *Clinical Pharmacology* (12.3)].

## 8 USE IN SPECIFIC POPULATIONS

### 8.1 Pregnancy

#### Risk Summary

Limited available data with SOLOSEC use in pregnant women are insufficient to inform a drug associated risk of adverse developmental outcomes. In animal reproduction studies, there were no adverse developmental outcomes when secnidazole was administered orally to pregnant rats and rabbits during organogenesis at doses up to 4 times the clinical dose (see *Data*)

The estimated background risk of major birth defects and miscarriage for the indicated population is unknown. All pregnancies have a background risk of birth defect, loss, or other adverse outcomes. In the U.S. general population, the estimated background risk of major birth defects and miscarriages in clinically recognized pregnancies is 2 to 4% and 15 to 20%, respectively.

#### Data

##### *Animal Data*

In animal reproduction studies, pregnant rats were dosed orally with secnidazole during organogenesis (gestational days 6-17) at 100, 300 and 1000 mg/kg/day, up to 4 times the clinical dose based on AUC comparisons. Animals showed no evidence of adverse developmental outcomes, but maternal toxicity (including reduced body weight gain) was observed at and above 300 mg/kg/day. In rabbits, no evidence of adverse developmental outcomes was observed when oral doses of secnidazole were administered to dams during organogenesis (gestational days 7-20) at doses up to 100 mg/kg/day (about 0.1 times the clinical dose, based on AUC comparisons). Secnidazole was associated with maternal toxicity (reduced food consumption and markedly reduced body weight gain) in dams at 100 mg/kg/day.

In a peri- and post-natal development study in rats, secnidazole was administered at 30, 100 and 300 mg/kg/day from Day 6 of gestation through Day 20 of lactation. Secnidazole was not associated with any adverse effects on gestation, parturition,

lactation or on subsequent development of first generation (F1) and second generation (F2) offspring at these doses, equivalent to up to 1.4 times the clinical dose based on AUC comparisons. Maternal toxicity (reduced gestational body weight gain) was evident at doses of 100 mg/kg and above (about 0.3 times the clinical dose based on AUC comparisons).

## **8.2 Lactation**

### Risk Summary

There is no information on the presence of secnidazole in human milk, the effects on the breast-fed child, or the effects on milk production. Other nitroimidazole derivatives are present in human milk. Because of the potential for serious adverse reactions, including tumorigenicity, advise patients that breastfeeding is not recommended during treatment with SOLOSEC and for 96 hours (based on half-life) after administration of SOLOSEC.

### Clinical Considerations

A nursing mother may choose to pump and discard her milk during treatment with SOLOSEC and for 96 hours after administration of SOLOSEC and feed her infant stored human milk or formula.

## **8.4 Pediatric Use**

The safety and effectiveness of SOLOSEC for the treatment of bacterial vaginosis have been established in pediatric patients aged 12 to 17 years old. Use of SOLOSEC in this age group is supported by evidence from a multicenter, open-label safety study in 40 pediatric female patients with bacterial vaginosis [see *Adverse Reactions (6.1)*] and evidence from adequate and well-controlled studies in adult women [see *Clinical Studies (14.1)*].

The safety and effectiveness of SOLOSEC for the treatment of trichomoniasis have been established in pediatric patients aged 12 to 17 years old. Use of SOLOSEC in this group is based on the extrapolation of clinical trial data from adult women with trichomoniasis, four open-label trials in males with trichomoniasis, and an open-label safety study in pediatric female patients with bacterial vaginosis [see *Adverse Reactions (6.1)* and *Clinical Studies (14.2)*]. The safety and effectiveness of SOLOSEC in pediatric patients below the age of 12 years have not been established.

## **8.5 Geriatric Use**

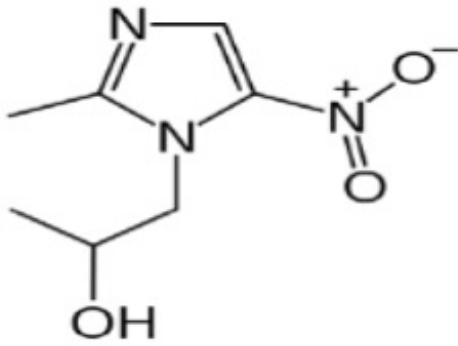
Clinical studies with secnidazole did not include sufficient numbers of subjects aged 65 and over to determine whether they respond differently from younger subjects.

## **11 DESCRIPTION**

The active ingredient in SOLOSEC Oral Granules is secnidazole (also named 1-(2-hydroxypropyl)-2-methyl-5-nitroimidazole and 1-(2-methyl-5-nitro-1*H*-imidazol-1-yl)propan-2-ol), a nitroimidazole antimicrobial.

The molecular formula of secnidazole is C<sub>7</sub>H<sub>11</sub>N<sub>3</sub>O<sub>3</sub>, the molecular weight is 185.18 and the chemical structure is:





**Figure 1: Structure of Secnidazole**

Each packet of SOLOSEC contains 4.8 g of off-white to slightly yellowish granules, which contain 2 g of secnidazole and the following inactive ingredients: Eudragit NE30D (ethyl acrylate methyl methacrylate copolymer), polyethylene glycol 4000, povidone, sugar spheres, and talc. Contains no ingredient made from a gluten-containing grain (wheat, barley, or rye).

## 12 CLINICAL PHARMACOLOGY

### 12.1 Mechanism of Action

SOLOSEC is a nitroimidazole antimicrobial drug [See *Microbiology (12.4)*].

### 12.2 Pharmacodynamics

Secnidazole exposure-response relationships and the time course of pharmacodynamic response are unknown.

#### Cardiac Electrophysiology

The effect of secnidazole on the QTc interval was evaluated in a Phase 1 randomized, double blind, placebo- and positive-controlled four-period crossover thorough QTc study in 52 healthy adult subjects following single oral granule doses of 2 g and 6 g (3-times the recommended dose). Although there was a positive relationship of the QTc interval with secnidazole concentrations, there was no clinically relevant increase in the QTc interval following either dose.

### 12.3 Pharmacokinetics

A single oral dose of 2 g of SOLOSEC in healthy adult female subjects, following an overnight fast and admixed with (4 oz) of applesauce, resulted in a mean (SD) secnidazole peak plasma concentration ( $C_{max}$ ) of 45.4 (7.64) mcg/mL and mean (SD) systemic exposure ( $AUC_{0-inf}$ ) of 1331.6 (230.16) mcg•hr/mL. Median (range) time to peak concentration ( $T_{max}$ ) was 4.0 (3.0-4.0) hours. Following administration of the 2 g dose, mean secnidazole plasma concentrations decreased to 22.1 mcg/mL at 24 hours, 9.2 mcg/mL at 48 hours, 3.8 mcg/mL at 72 hours, and 1.4 mcg/mL at 96 hours.

#### Absorption

##### *Effect of Food*

Administration of 2 g of SOLOSEC admixed with applesauce followed by ingestion of a high-fat meal (approximately 150 protein calories, 250 carbohydrate calories, and 500-600 fat calories) resulted in no significant change in the rate ( $C_{max}$ ) and extent (AUC) of secnidazole exposure as compared to administration when admixed with applesauce and taken under fasted conditions. There was no effect of admixing SOLOSEC with pudding and yogurt as compared to admixing with applesauce (Table 2). [see Dosage and Administration (2.2)]

**Table 2: Pharmacokinetic Parameters Following Single Dose Administration of SOLOSEC 2 g Given Orally**

		$C_{max}$ (mcg/mL)	$T_{max}$ (hr)*	AUC (mcg•hr/mL)
Fasted†(N=23)	Mean (SD)	41.2 (5.5)	4.0 (3.0 - 6.0)	1261.5 (236.5)
	Range	32.7 - 56.2		874.3 - 1750.4
High fat meal† (N=23)	Mean (SD)	40.1 (4.9)	6.0 (4.0 - 8.0)	1248.2 (291.6)
	Range	31.0 - 47.7		762.0 - 1769.4
Mixed with applesauce (N=24)	Mean (SD)	44.1 (4.6)	4.0 (3.0 - 6.1)	1523 (372.2)
	Range	37.4 - 55.6		1040 - 2350
Mixed with pudding (N=23)	Mean (SD)	45.6 (5.1)	4.0 (4.0 - 6.0)	1447 (331.0)
	Range	38.6 - 60.4		997 - 2130
Mixed with yogurt (N=24)	Mean (SD)	43.4 (5.4)	4.0 (4.0 - 8.0)	1478 (335.0)
	Range	36.3 - 59.3		965 - 2240

\* Median (range)

†Admixed with applesauce

### Distribution

The apparent volume of distribution of secnidazole is approximately 42 L. The plasma protein binding of secnidazole is <5%.

### Elimination

The total body clearance of secnidazole is approximately 25 mL/min. The renal clearance of secnidazole is approximately 3.9 mL/min.

The plasma elimination half-life for secnidazole is approximately 17 hours.

### Metabolism

Secnidazole is metabolized *in vitro* via oxidation by human hepatic CYP450 enzyme system with  $\leq 1\%$  conversion to metabolites.

### Excretion

Approximately 15% of a 2 g oral dose of SOLOSEC is excreted as unchanged secnidazole in the urine.

## Drug Interaction Studies

### *Oral Contraceptives*

Concomitant administration of 2 g of SOLOSEC with the combination oral contraceptive (OC), ethinyl estradiol (EE) plus norethindrone (NE), to healthy adult female subjects resulted in a decrease in mean  $C_{max}$  of EE of 29%, and no significant effect on the mean AUC of EE. Administration of 2 g of SOLOSEC 1 day before combination OC administration resulted in no significant effect on mean  $C_{max}$  or AUC of EE.

Concomitant administration of 2 g of SOLOSEC with the combination OC resulted in no significant effect on mean  $C_{max}$  and AUC of NE (increases of 13% and 16%, respectively). Administration of 2 g of SOLOSEC 1 day before combination OC administration also resulted in no significant effect on mean  $C_{max}$  and AUC of NE. [see *Drug Interactions (7.1)*]

### *Ethanol Metabolism*

*In vitro* studies showed that secnidazole had no effect on aldehyde dehydrogenase activity.

However, postmarketing observations of adverse reactions of nausea, vomiting, diarrhea, abdominal pain, dizziness, and headache with concomitant use of SOLOSEC and alcohol have been reported [see, *Dosage and Administration (2.3)*, *Adverse Reactions (6.2)*, and *Drug Interactions (7.2)*].

## **12.4 Microbiology**

### Mechanism of Action

Secnidazole, like other 5-nitroimidazoles, enters the bacterial and *Trichomonas* cells where the nitro group is reduced by nitroreductase enzyme(s) leading to the production of radical anions and a series of intermediates, depletion of thiols, DNA damage, and death of susceptible isolates of Gram positive bacteria, Gram negative bacteria and *T. vaginalis*.

### Resistance

The potential for development of resistance to secnidazole by bacteria and *T. vaginalis* associated with bacterial vaginosis and trichomoniasis, respectively, was not examined. The mechanism of resistance, like for other nitroimidazoles, appears to be multifactorial that include decreased uptake of the drug, higher efflux activity, and/or altered nitroreductase activity.

Bacterial and *T. vaginalis* isolates exhibiting reduced *in vitro* susceptibility to metronidazole also show reduced susceptibility to secnidazole. The clinical significance of such an effect is unknown.

### Antibacterial Activity

Culture and sensitivity testing of bacteria are not routinely performed to establish the diagnosis of bacterial vaginosis [see *Indications and Usage (1.1)*]; standard methodology for the susceptibility testing of potential bacterial pathogens, *Gardnerella vaginalis* or *Mobiluncus* spp. has not been defined.

The following *in vitro* data are available, but their clinical significance is unknown. Secnidazole is active *in vitro* against most isolates of the following organisms reported to

be associated with bacterial vaginosis:

*Bacteroides* spp.

*Gardnerella vaginalis*

*Prevotella* spp.

*Mobiluncus* spp.

*Megasphaera*-like type I/II

Anti-protozoal Activity

*Trichomonas vaginalis*

Standardized susceptibility tests do not exist for use in clinical microbiology laboratories.

## **13 NONCLINICAL TOXICOLOGY**

### **13.1 Carcinogenesis Mutagenesis & Impairment of Fertility**

#### Carcinogenesis

Nitroimidazoles, which have similar chemical structures to secnidazole, have been associated with tumors affecting the liver, lungs, mammary, and lymphatic tissues in animals after lifetime exposures. It is unclear if these positive tumor findings in lifetime rodent studies of these nitroimidazoles indicate a risk to patients taking a single dose of secnidazole to treat bacterial vaginosis or trichomoniasis.

#### Mutagenesis

Secnidazole was positive in the Bacterial Reverse Mutation Assay but was negative for the rat micronucleus test and mouse lymphoma test.

#### Impairment of Fertility

In a rat fertility study, females were dosed for two weeks prior to mating until Day 7 of gestation with males that were dosed for a minimum of 28 days before cohabitation. No parental toxicity or adverse effects on mating performance, estrous cycles, fertility or conception was observed at doses of up to the maximum tolerated dose (300 mg/kg/day, approximately 1.4 times the recommended dose based on AUC comparisons).

## **14 CLINICAL STUDIES**

### **14.1 Bacterial Vaginosis**

Two randomized placebo-controlled clinical trials (Trial 1 and Trial 2) with similar designs were conducted to evaluate the efficacy of SOLOSEC 2 gram for the treatment of bacterial vaginosis. A diagnosis of bacterial vaginosis was defined as all of (a) the presence of an off-white (milky or gray), thin, homogeneous vaginal discharge; (b) a vaginal pH  $\geq$  4.7; (c) the presence of Clue cells  $\geq$  20% of the total epithelial cells on a microscopic examination of the vaginal saline wet mount; (d) a positive "whiff" test (detection of amine odor on addition of 10% KOH solution to a sample of the vaginal

discharge); and (e) a Nugent score  $\geq 4$ .

Trial 1 enrolled 144 non-pregnant female patients aged 19 to 54 years and Trial 2 enrolled 189 non-pregnant females aged 18 to 54 years. Black or African American subjects in both trials were 54%. Efficacy was assessed by clinical outcome evaluated 21 to 30 days following a single dose of SOLOSEC. A clinical responder was defined as "normal" vaginal discharge, negative "whiff" test, and clue cells  $<20\%$ . Additional endpoints included Nugent score cure (Nugent score of 0-3) and therapeutic outcome. A therapeutic responder was defined as a clinical responder with a Nugent score cure. In Trial 2, the endpoints were also assessed at Day 7-14.

In both trials, a statistically significantly greater percentage of patients experienced clinical response, Nugent score cure, and therapeutic response at 21 to 30 days following a single dose of SOLOSEC compared to placebo. Statistically significant results for the endpoints were also achieved at Day 7-14 in Trial 2.

The percentage of patients with clinical response was also consistently higher in both trials in the SOLOSEC arm compared to placebo among all subsets of patients: number of prior episodes of bacterial vaginosis ( $\leq 3$  episodes and  $\geq 4$  episodes) in past 12 months, baseline Nugent score (score 4-6 and score 7-10), and race (Black/African American and White). Tables 3 and 4 describe the efficacy of SOLOSEC in the treatment of bacterial vaginosis.

**Table 3. Efficacy of SOLOSEC for Treatment of Bacterial Vaginosis in Two Randomized, Double-Blind, Placebo-Controlled Trials in Modified-Intent-to-Treat Population at 21-30 Days**

	Trial 1		Trial 2	
	SOLOSEC (N=62)* n (%)	Placebo (N=62)* n (%)	SOLOSEC (N=107)* n (%)	Placebo (N=57)* n (%)
Clinical Responder <sup>†</sup>	42 (67.7)	11 (17.7)	57 (53.3)	11 (19.3)
	50.0 (33.4, 66.7) <sup>‡</sup> p<0.001		34.0 (18.7, 49.3) <sup>‡</sup> p<0.001	
Nugent Score Cure <sup>§</sup>	25 (40.3)	4 (6.5)	47 (43.9)	3 (5.3)
	33.8 (18.5, 49.1) <sup>‡</sup> p<0.001		38.6 (26.2, 51.0) <sup>‡</sup> p<0.001	
Therapeutic Responder	25 (40.3)	4 (6.5)	37 (34.6)	2 (3.5)
	33.8 (18.5, 49.1) <sup>‡</sup> p<0.001		31.1 (19.6, 42.6) <sup>‡</sup> p<0.001	

\* N=number of patients in treatment group (modified intent-to-treat population defined as all patients randomized who had a baseline Nugent score  $\geq 4$  and were negative for other sexually transmitted infections at baseline).

<sup>†</sup>Patients missing one or more of the clinical assessments were considered as non-responders/not cured.

<sup>‡</sup>Difference in response (SOLOSEC - placebo) and 95% confidence interval

<sup>§</sup> Patients with missing Nugent scores were considered Nugent score failures.

**Table 4. Efficacy of SOLOSEC for Treatment of Bacterial**

## Vaginosis in Trial 2 in Modified- Intent-to-Treat Population at 7-14 Days

	Trial 2	
	SOLOSEC (N=107)* n (%)	Placebo (N=57)* n (%)
Clinical Responder†	62 (57.9)	14 (24.6)
	33.3 (17.4, 49.2)‡ p<0.001	
Nugent Score Cure§	49 (45.8)	2(3.5)
	42.3 (30.4, 54.2) ‡ p<0.001	
Therapeutic Responder	37 (34.6)	2(3.5)
	31.1 (19.6, 42.6) ‡ p<0.001	

\* N=number of patients in treatment group (modified intent-to-treat population defined as all patients randomized who had a baseline Nugent

score  $\geq 4$  and were negative for other sexually transmitted infections at baseline).

†Patients missing one or more of the clinical assessments were considered as non-responders/not cured.

‡Difference in response (SOLOSEC - placebo) and 95% confidence interval

§Patients with missing Nugent scores were considered Nugent score failures.

### 14.2 Trichomoniasis

The efficacy of a single 2-gram oral dose of SOLOSEC for the treatment of trichomoniasis was evaluated in a multi-center, prospective, randomized, placebo-controlled, delayed treatment, double-blind, trial (Trial 4, NCT03935217). A total of 147 female patients from the United States aged 15 to 65 years were enrolled and randomized 1:1 to receive either SOLOSEC or placebo. The modified intent-to-treat (mITT) population included all randomized patients who were culture positive for *T. vaginalis* and negative for other sexually transmitted infections. Of the 131 female patients in the mITT population, the median age was 36 years, and 90.8% were African American. Baseline clinical symptoms of vaginal itching, discharge, or odor were reported in 111 (84.7%) patients. Following initial dosing, the test of cure (TOC) visit occurred 6 to 12 days later. At the TOC visit, patients received the opposite treatment (placebo patients received SOLOSEC and vice versa) with a return visit 7 to 12 days later.

Results for microbiological cure, defined as testing negative for *T. vaginalis*, for the mITT population are presented in Table 5. The microbiological cure rate at the TOC visit was significantly higher in the SOLOSEC treatment group compared to the placebo group.

**Table 5: Microbiological Cure Rate in Trichomoniasis Patients at TOC Visit (mITT Population) in Trial 4**

	SOLOSEC 2	Placebo n/N	Treatment
--	-----------	-------------	-----------

Endpoint	SOLOSEC 2 g n/N (%) <sup>*</sup>	Placebo n/N (%) <sup>*,e</sup>	Difference (95% CI)
Microbiological Cure <sup>a,b</sup>	59/64 (92.2)	1/67 (1.5)	90.7 (80.7, 96.5) <sup>c,d</sup>

CI = confidence interval; TOC = Test of Cure

<sup>a</sup>InPouch™ TV test negative for *T. vaginalis*.

<sup>b</sup>Subjects with no test results are assumed to be positive (1 SOLOSEC and 3 placebo subjects).

<sup>c</sup>Exact CI from the Score Method.

<sup>d</sup>P-value <0.001 versus placebo from a CMH test adjusted for clinical symptoms (present/absent) of trichomoniasis at baseline.

<sup>e</sup>In placebo subjects with positive *T. vaginalis* culture at TOC, receiving delayed SOLOSEC treatment showed a comparable microbiological cure rate 7-12 days later (56/63 (88.9%), 95% CI: 78.4%, 95.4%) to the 92.2% cure rate for the initially SOLOSEC treated subjects.

\*N: number of patients in treatment group. For microbiological cure, included all subjects in the modified intent-to-treat (mITT) population, defined as all randomized patients who were culture positive for *Trichomonas vaginalis* and negative for other sexually transmitted infections.

The single oral 2 g secnidazole dose was also assessed in four open-label trials in males (one comparative study with metronidazole and ornidazole in males only<sup>1</sup> and three single-arm studies in males and females<sup>2,3,4</sup>). Parasitological evaluation was performed both pre- and post-treatment and reported cure rates ranged from 91.7% (165/180) to 100% (30/30) at time points ranging from 2 to 20 days (n=437, 211 males and 226 females). In addition, the natural history of trichomoniasis in men was evaluated in one study.<sup>5</sup> The spontaneous resolution during a mean follow-up of 16 ± 12 days was noted in 36% (5/14) (95% CI: 12.8%, 64.9%) of untreated men.

## 15 REFERENCES

- 1.Özbilgin A, Özbel Y, Alkan MZ et al. Trichomoniasis in non-gonococccic urethritis among male patients. *J Egypt Soc Parasitol.* 1994; 24(3):621-625.
- 2.Dyudyun AD, Polyon NM, Gorbuntsov VV. Secnidazole in complex treatment of patients with urogenital trichomoniasis. *Dermatovenerology Cosmetology Sexopathology.* 2016;1(4): 287-292.
- 3.Siboulet A, Catalan F, Videau D, Niel G. Urogenital trichomoniasis. Trials with a long half-life imidazole: secnidazole. *Med Mal Infect.* 1977;7(9):400-409.
- 4.Videau D, Niel G, Siboulet A, Catalan F. Secnidazole: A 5-nitroimidazole derivative with a long half-life. *Br J Vener Dis.* 1978;54(2):77-80.
- 5.Krieger JN, Verdon M, Siegel N, Holmes KK. Natural history of urogenital trichomoniasis in men. *J Urol.* 1993 Jun;149(6):1455-8.

## 16 HOW SUPPLIED/STORAGE AND HANDLING

SOLOSEC (secnidazole) Oral Granules, 2 g, consists of off-white to slightly yellowish

granules containing secnidazole. SOLOSEC is supplied in one unit-of-use child-resistant foil packet of granules in an individual carton. Each packet contains 4.8 g of granules containing 2 g secnidazole. SOLOSEC is supplied as follows:

NDC 27437-051-01 carton containing one unit-of-use child-resistant 2 g foil packet

Store at 20°C to 25°C (68°F to 77°F); excursions permitted to 15°C to 30°C (59°F to 86°F) [See USP Controlled Room temperature].

## **17 PATIENT COUNSELING INFORMATION**

Advise the patient to read the FDA-approved patient labeling (Patient Information and Instructions for Use).

### Administration Instructions

Instruct the patient:

- To sprinkle the entire contents of the packet of SOLOSEC onto applesauce, yogurt or pudding and take all the mixture within 30 minutes without chewing or crunching the granules.
- That after consuming the mixture, they may take a glass of water to aid in swallowing.
- That SOLOSEC is not intended to be dissolved in any liquid.

Advise the patient that SOLOSEC may be taken without regard to the timing of meals.

### Vulvovaginal Candidiasis

Advise the patient that use of SOLOSEC may result in vulvovaginal candidiasis that may require treatment with an antifungal agent. [see *Warnings and Precautions (5.1)*]

### Alcohol

Advise patients to avoid consumption of alcoholic beverages and preparations containing ethanol or propylene glycol during SOLOSEC therapy and for 2 days afterward because nausea, vomiting, diarrhea, abdominal pain, dizziness, and headache may occur [see *Dosage and Administration (2.3)*, *Adverse Reactions (6.2)*, *Drug Interactions (7.2)*, and *Clinical Pharmacology (12.3)*].

### Lactation

Advise women not to breastfeed during treatment with SOLOSEC and to discontinue breastfeeding for 96 hours following the administration of SOLOSEC. Also, advise a nursing mother that she may choose to pump and discard her milk for 96 hours after administration of SOLOSEC and feed her infant stored human milk or formula [see *Use in Specific Populations (8.2)*].

### Drug Resistance

Patients should be counseled that antibacterial drugs including SOLOSEC should only be used to treat bacterial infections. They do not treat viral infections (e.g., the common cold). When SOLOSEC is prescribed to treat a bacterial infection, patients should be told that although it is common to feel better early in the course of therapy, the medication should be taken exactly as directed. Skipping doses or not completing the full course of therapy may (1) decrease the effectiveness of the immediate treatment and (2) increase



the likelihood that bacteria will develop resistance and will not be treatable by SOLOSEC or other antibacterial drugs in the future.

Manufactured for and Distributed by:

Lupin Pharmaceuticals, Inc.

Baltimore, MD 21202

Marketed by: Exeltis USA, Inc., Florham Park, NJ, 07932

© 2022 Lupin Inc. All Rights Reserved

SOLOSEC® is a registered trademark of Lupin Inc.

SYMBFEU0000001-V3

## **PATIENT INFORMATION**

SOLOSEC® (SO-lo-sec)

(secnidazole) oral granules

### **What is SOLOSEC?**

SOLOSEC is a prescription medicine used to treat:

- bacterial vaginal infections in females 12 years of age and older.
- trichomoniasis, a common sexually transmitted infection (STI), in 12 years of age and older people. Sexual partners should be treated at the same time. People should avoid having sex until they and their sex partners are treated (for example, when therapy has been completed and any symptoms have resolved) to help prevent reinfection.

It is not known if SOLOSEC is safe and effective in children under 12 years of age.

### **Do not take SOLOSEC if you:**

- are allergic to secnidazole or other nitroimidazole medicines.
- have Cockayne syndrome.

### **Before taking SOLOSEC, tell your healthcare provider about all of your medical conditions, including if you:**

- are pregnant or plan to become pregnant. It is not known if SOLOSEC will harm your unborn baby. Tell your healthcare provider if you become pregnant during treatment with SOLOSEC.
- are breastfeeding or plan to breastfeed. You should not breastfeed for 96 hours (4 days) after taking SOLOSEC. SOLOSEC may pass into breast milk. Talk with your healthcare provider about the best way to feed your baby while taking SOLOSEC.

Tell your healthcare provider about all the medicines you take, including prescription and over-the-counter medicines, vitamins, and herbal supplements.

### **How should I take SOLOSEC?**

- See the "**Instructions for Use**" at the end of this Patient Information leaflet for instructions on how to take SOLOSEC.
- Take SOLOSEC exactly as your healthcare provider tells you to. **Do not** take

SOLOSEC more often than it is prescribed.

### **What should I avoid while taking SOLOSEC?**

Avoid drinking alcohol during treatment with SOLOSEC and for 2 days (48 hours) after you take SOLOSEC because the following side effects may happen:

- Nausea
- Vomiting
- Diarrhea
- stomach (abdominal) pain
- dizziness
- headache

### **What are the possible side effects of SOLOSEC?**

**SOLOSEC can cause side effects including vaginal yeast infections.** Symptoms of a vaginal yeast infection include white or yellowish discharge (discharge may be lumpy or look like cottage cheese) and vaginal itching.

The most common side effects of SOLOSEC include headache, nausea, vomiting, diarrhea, abdominal pain, vaginal itching and a bad, bitter or metallic taste in your mouth (dysgeusia).

These are not all of the possible side effects of SOLOSEC. Call your doctor for medical advice about side effects. You may report side effects to the FDA at 1-800-FDA-1088.

### **General information about the safe and effective use of SOLOSEC.**

Medicines are sometimes prescribed for purposes other than those listed in a Patient Information leaflet. Do not use SOLOSEC for a condition for which it was not prescribed. Do not give SOLOSEC to other people, even if they have the same symptoms that you have. It may harm them. You can ask your pharmacist or healthcare provider for information about SOLOSEC that is written for health professionals.

### **What are the ingredients in SOLOSEC?**

**Active ingredient:** secnidazole

**Inactive ingredients:** Eudragit NE30D (ethyl acrylate methyl methacrylate copolymer), polyethylene glycol 4000, povidone, sugar spheres, and talc.

**Contains no ingredient made from a gluten-containing grain (wheat, barley, or rye).**

For more information visit [www.solosec.com](http://www.solosec.com) or contact Lupin Pharmaceuticals, Inc. at 1-844-SOLOSEC (1-844-765-6732).

### **INSTRUCTIONS FOR USE**

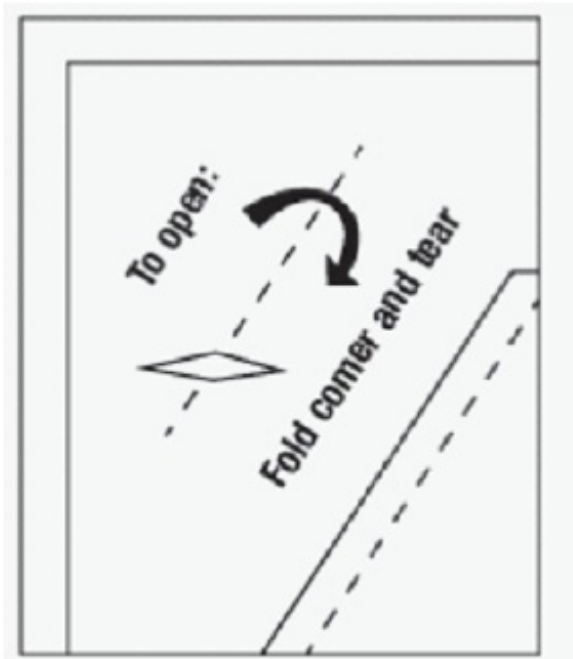
**SOLOSEC® (SO-lo-sec)**

**(secnidazole) oral granules**

**For oral use (by mouth) only.**

#### **How to take SOLOSEC?**

1. Open the SOLOSEC packet by folding over the corner marked by an arrow (see diagram) and tearing across the top.



2. Sprinkle the entire contents of the SOLOSEC packet onto applesauce, yogurt or pudding. The granules will not dissolve. Take within 30 minutes without chewing or crunching the granules.

3. You can drink a glass of water after taking SOLOSEC to help with swallowing.

4. You should not try to dissolve the medicine in water or any other liquid.

### **Important Information**

- SOLOSEC may be taken before, after or during a meal.
- Take 1 entire packet of SOLOSEC at one time. **Do not** take only part of the medicine and save a portion for later.
- Avoid drinking alcohol during treatment with SOLOSEC and for 2 days (48 hours) after you take SOLOSEC.

### **How should I store SOLOSEC?**

- Store SOLOSEC at room temperature between 68°F to 77°F (20°C to 25°C).
- **Keep SOLOSEC and all medicines out of the reach of children.**

This Patient Information and Instructions for Use have been approved by the US Food and Drug Administration.

Issued: 1/2022

Manufactured for and Distributed by: Lupin Pharmaceuticals, Inc., Baltimore, MD 21202

Marketed by: Exeltis USA, Inc., Florham Park, NJ, 07932

© 2022 Lupin Inc. All Rights Reserved.

SOLOSEC® is a registered trademark of Lupin Inc.

SYMBFEU0000001-V3

**PACKAGE LABEL.PRINCIPAL DISPLAY PANEL**

**Principal Display Panel - Individual Carton**

**SOLOSEC® 2g**

**secnidazole**

NDC 27437-051-01

**Oral Granules**

**1 Unit-of-Use Packet**

**Rx Only**

**LUPIN PHARMACEUTICALS, INC.**

**USUAL DOSAGE:** One packet.

**Solosec® granules should be administered as follows:**

- Sprinkle onto applesauce, yogurt or pudding. The granules will not dissolve. Consume all of the granules within 30 minutes.
- Consume the contents of one packet without chewing or crunching the granules.
- A glass of water may be taken to aid in swallowing.
- May be taken at any time with, before or after a meal.

**Store at 20-25°C (68-77°F); excursions permitted to 15-30°C (59-86°F)**

**(See USP Controlled Room Temperature).**

**Manufactured for and Distributed by:**

Lupin Pharmaceuticals, Inc.

Baltimore, MD 21202

Marketed by: Exeltis USA, Inc., Florham Park, NJ, 07932

© 2022 Lupin Inc. All Rights Reserved

SOLOSEC® is a registered trademark of Lupin Inc.

SYMBFEU0000001-V3

**SOLOSEC® 2g**

**secnidazole**

**Rx Only**

solosec<sup>®</sup> 2g  
secnidazole

NDC 27437-051-01

Rx Only

solosec<sup>®</sup> 2g  
secnidazole

Oral Granules

1 Unit-of-Use Packet

LUPIN<sup>®</sup>

NO-VARNISH  
NO-PRINT

Area reserved for serialization information coding:  
2D data matrix + GTIN + SN + lot + exp

291



solosec<sup>®</sup> 2g  
secnidazole

Rx Only



3 27437 05101 7

**USUAL DOSAGE:** One packet.  
**SOLOSEC<sup>®</sup> granules should be administered as follows:**

- Sprinkle onto applesauce, yogurt, or pudding. The granules will not dissolve. Consume all of the granules within 30 minutes.
- Consume the contents of one packet without chewing or crunching the granules.
- A glass of water may be taken to aid in swallowing.
- May be taken any time with, before or after a meal.

**Store at 20-25°C (68-77°F); excursions permitted to 15-30°C (59-86°F). (See USP Controlled Room Temperature).**

**Contains no ingredient made from a gluten-containing grain (wheat, barley, or rye).**

**Manufactured for and Distributed by:** Lupin Pharmaceuticals, Inc. Baltimore, MD 21202

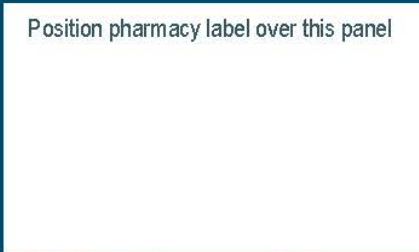
**Marketed by:** Exeltis USA, Inc., Florham Park, NJ 07932

© 2022 Lupin Inc. All Rights Reserved. SOLOSEC<sup>®</sup> is a registered trademark of Lupin Inc. and LUPIN<sup>®</sup> is a registered trademark of Lupin Pharmaceuticals, Inc.

Revised January 2022

Product of Italy  Exeltis

Position pharmacy label over this panel



291

solosec<sup>®</sup> 2g  
secnidazole

Glue Flap

No Print - No Varnish



291

**This packet is contained within**

**CARTON NDC 27437-051-01**

**SOLOSEC®**

**secnidazole**

**2g**

**Oral Granules**

**Rx Only**

**LUPIN PHARMACEUTICALS, INC.**

**USUAL DOSAGE:** One packet.

**Solosec® granules should be administered as follows:**

- Sprinkle onto applesauce, yogurt or pudding. The granules will not dissolve. Consume all of the granules within 30 minutes.
- Consume the contents of one packet without chewing or crunching the granules.
- A glass of water may be taken to aid in swallowing.
- May be taken at any time with, before or after a meal.

**Store at 20-25°C (68-77°F); excursions permitted to 15-30°C (59-86°F). (See USP Controlled Room Temperature).**

**Manufactured for and Distributed by:**

Lupin Pharmaceuticals, Inc.

Baltimore, MD 21202

Marketed by: Exeltis USA, Inc., Florham Park, NJ, 07932

© 2022 Lupin Inc. All Rights Reserved

SOLOSEC® is a registered trademark of Lupin Inc.

SYMBFEU0000001-V3



**Principal Display Panel - Individual Carton**

**SOLOSEC® 2g**

**secnidazole**

**NDC 27437-051-02**

**Oral Granules**

**PROFESSIONAL SAMPLE - NOT FOR SALE**

**1 Unit-of-Use Packet**

**Rx Only**

**LUPIN PHARMACEUTICALS, INC.**

**USUAL DOSAGE:** One packet.

**Solosec® granules should be administered as follows:**

- Sprinkle onto applesauce, yogurt or pudding. The granules will not dissolve. Consume all of the granules within 30 minutes.
- Consume the contents of one packet without chewing or crunching the granules.
- A glass of water may be taken to aid in swallowing.
- May be taken at any time with, before or after a meal.

**Store at 20-25°C (68-77°F); excursions permitted to 15-30°C (59-86°F)**

**(See USP Controlled Room Temperature).**

**Manufactured for and Distributed by:**

Lupin Pharmaceuticals, Inc.

Baltimore, MD 21202

Marketed by: Exeltis USA, Inc., Florham Park, NJ, 07932

© 2022 Lupin Inc. All Rights Reserved

SOLOSEC® is a registered trademark of Lupin Inc.

SYMBFEU0000001-V3

**SOLOSEC® 2g**

**secnidazole**

**Rx Only**





**Principal Display Panel - Individual Packet**

**This packet is contained within**

**CARTON NDC 27437-051-02**

**solosec®**

**secnidazole**

**2g**

**Oral Granules**

**PROFESSIONAL SAMPLE - NOT FOR SALE**

**Rx Only**

**LUPIN PHARMACEUTICALS, INC.**

**USUAL DOSAGE:** One packet.

**Solosec<sup>®</sup> granules should be administered as follows:**

- Sprinkle onto applesauce, yogurt or pudding. The granules will not dissolve. Consume all of the granules within 30 minutes.
- Consume the contents of one packet without chewing or crunching the granules.
- A glass of water may be taken to aid in swallowing.
- May be taken at any time with, before or after a meal.

**Store at 20-25°C (68-77°F); excursions permitted to 15-30°C (59-86°F). (See USP Controlled Room Temperature).**

**Manufactured for and Distributed by:**

Lupin Pharmaceuticals, Inc.

Baltimore, MD 21202

Marketed by: Exeltis USA, Inc., Florham Park, NJ, 07932

© 2022 Lupin Inc. All Rights Reserved

SOLOSEC<sup>®</sup> is a registered trademark of Lupin Inc.

SYMBFEU0000001-V3



## SOLOSEC

secnidazole granule

### Product Information

<b>Product Type</b>	HUMAN PRESCRIPTION DRUG	<b>Item Code (Source)</b>	NDC:27437-051
<b>Route of Administration</b>	ORAL		

### Active Ingredient/Active Moiety

Ingredient Name	Basis of Strength	Strength
SECNIDAZOLE (UNII: R3459K699K) (SECNIDAZOLE - UNII:R3459K699K)	SECNIDAZOLE	2 g in 4.8 g

### Inactive Ingredients

Ingredient Name	Strength
<b>ETHYL ACRYLATE AND METHYL METHACRYLATE COPOLYMER (2:1; 750000 MW)</b> (UNII: P2OM2Q86BI)	
<b>POLYETHYLENE GLYCOL 4000</b> (UNII: 4R4HFI6D95)	
<b>POVIDONE, UNSPECIFIED</b> (UNII: FZ989GH94E)	
<b>SUCROSE</b> (UNII: C151H8M554)	
<b>TALC</b> (UNII: 7SEV7J4R1U)	

Packaging				
#	Item Code	Package Description	Marketing Start Date	Marketing End Date
1	NDC:27437-051-01	1 in 1 BOX, UNIT-DOSE	10/30/2017	
1		2 g in 1 PACKET; Type 0: Not a Combination Product		
2	NDC:27437-051-02	1 in 1 BOX, UNIT-DOSE	03/19/2019	
2		2 g in 1 PACKET; Type 0: Not a Combination Product		

Marketing Information			
Marketing Category	Application Number or Monograph Citation	Marketing Start Date	Marketing End Date
NDA	NDA209363	10/30/2017	

**Labeler** - Lupin Pharmaceuticals, Inc. (089153071)

**Registrant** - LUPIN INC. (080038238)

Establishment			
Name	Address	ID/FEI	Business Operations
Catalent Pharma Solutions, LLC		825745131	MANUFACTURE(27437-051)

Establishment			
Name	Address	ID/FEI	Business Operations
Ropack Inc.,		209989631	PACK(27437-051)

Establishment			
Name	Address	ID/FEI	Business Operations
Catalent Pharma Solutions, LLC, KY		829672745	MANUFACTURE(27437-051)