

# MYCOPHENOLATE MOFETIL- mycophenolate mofetil capsule

## American Health Packaging

### HIGHLIGHTS OF PRESCRIBING INFORMATION

These highlights do not include all the information needed to use MYCOPHENOLATE MOFETIL CAPSULES and MYCOPHENOLATE MOFETIL TABLETS safely and effectively. See full prescribing information for MYCOPHENOLATE MOFETIL CAPSULES and MYCOPHENOLATE MOFETIL TABLETS.

MYCOPHENOLATE MOFETIL capsules, for oral use

MYCOPHENOLATE MOFETIL tablets, for oral use

Initial U.S. Approval: 1995

#### WARNING: EMBRYOFETAL TOXICITY, MALIGNANCIES and SERIOUS INFECTIONS

See full prescribing information for complete boxed warning.

- Use during pregnancy is associated with increased risks of first trimester pregnancy loss and congenital malformations. Avoid if safer treatment options are available. Females of reproductive potential must be counseled regarding pregnancy prevention and planning [see Warnings and Precautions ( 5.1)].
- Increased risk of development of lymphoma and other malignancies, particularly of the skin [see Warnings and Precautions ( 5.2)].
- Increased susceptibility to infections, including opportunistic infections and severe infections with fatal outcomes [see Warnings and Precautions ( 5.3)].

#### RECENT MAJOR CHANGES

Indications and Usage, Pediatric Heart or Liver Transplants ( 1)	06/2022
Dosage and Administration, Dosage Recommendations for Heart Transplant Patients ( 2.3)	06/2022
Dosage and Administration, Dosage Recommendations for Liver Transplant Patients ( 2.4)	06/2022
Warnings and Precautions, Serious Infections ( 5.3)	10/2021
Warnings and Precautions, Acute Inflammatory Syndrome Associated with Mycophenolate Products ( 5.7)	10/2021

#### INDICATIONS AND USAGE

Mycophenolate mofetil is an antimetabolite immunosuppressant indicated for the prophylaxis of organ rejection in adult and pediatric recipients 3 months of age and older of allogeneic kidney, heart or liver transplants, in combination with other immunosuppressants. ( 1)

#### DOSAGE AND ADMINISTRATION

ADULTS	DOSAGE
<u>Kidney Transplant</u>	1 g twice daily, orally or intravenously (IV) over no less than 2 h ( 2.2)
<u>Heart Transplant</u>	1.5 g twice daily orally or IV, over no less than 2 h ( 2.3)
<u>Liver Transplant</u>	1.5 g twice daily orally or 1 g twice daily IV over no less than 2 h ( 2.4)
PEDIATRICS	
<u>Kidney Transplant</u>	600 mg/m <sup>2</sup> orally twice daily, up to maximum of 2 g daily ( 2.2)
<u>Heart Transplant</u>	600 mg/m <sup>2</sup> orally twice daily (starting dose) up to a maximum of 900 mg/m <sup>2</sup> twice daily (3 g or 15 mL of oral suspension) ( 2.3)
<u>Liver Transplant</u>	600 mg/m <sup>2</sup> orally twice daily (starting dose) up to a maximum of 900 mg/m <sup>2</sup> twice daily (3 g or 15 mL of oral suspension) ( 2.4)

- Mycophenolate mofetil intravenous is an alternative when patients cannot tolerate oral medication. Administer within 24 hours following transplantation, until patients can tolerate oral medication, up to 14 days. ( 2.1)
- Reduce or interrupt dosing in the event of neutropenia. ( 2.5)
- See full prescribing information (FPI) for: adjustments for renal impairment and neutropenia. ( 2.5)

#### DOSAGE FORMS AND STRENGTHS

- Capsules: 250 mg
- Tablets: 500 mg

#### CONTRAINDICATIONS

- Hypersensitivity to mycophenolate mofetil, mycophenolic acid or any component of the drug product ( 4)

#### WARNINGS AND PRECAUTIONS

- Blood Dyscrasias (Neutropenia, Red Blood Cell Aplasia): Monitor with blood tests; consider treatment interruption or dose reduction. ( 5.4)
- Gastrointestinal Complications: Monitor for complications such as bleeding, ulceration and perforations,

- particularly in patients with underlying gastrointestinal disorders. ( 5.5)
- Hypoxanthine-Guanine Phosphoribosyl-Transferase Deficiency: Avoid use of mycophenolate mofetil. ( 5.6)
- Acute Inflammatory Syndrome Associated with Mycophenolate Products: Monitor for this paradoxical inflammatory reaction. ( 5.7)
- Immunizations: Avoid live attenuated vaccines. ( 5.8)
- Local Reactions with Rapid Intravenous Administration: Mycophenolate mofetil intravenous must not be administered by rapid or bolus intravenous injection. ( 5.9)
- Blood Donation: Avoid during therapy and for 6 weeks thereafter. ( 5.11)
- Semen Donation: Avoid during therapy and for 90 days thereafter. ( 5.12)
- Potential Impairment on Driving and Use of Machinery: Mycophenolate mofetil may affect ability to drive or operate machinery. ( 5.14)

#### ----- ADVERSE REACTIONS -----

The most common adverse reactions in clinical trials (20 % or greater) include diarrhea, leukopenia, infection, vomiting, and there is evidence of a higher frequency of certain types of infections e.g., opportunistic infection. ( 6.1)

**To report SUSPECTED ADVERSE REACTIONS, contact Hikma Pharmaceuticals USA Inc. at 1-800-962-8364 or FDA at 1-800-FDA-1088 or [www.fda.gov/medwatch](http://www.fda.gov/medwatch).**

#### ----- DRUG INTERACTIONS -----

- See FPI for drugs that may interfere with systemic exposure and reduce mycophenolate mofetil efficacy: antacids with magnesium or aluminum hydroxide, proton pump inhibitors, drugs that interfere with enterohepatic recirculation, telmisartan, calcium-free phosphate binders. ( 7.1)
- Mycophenolate mofetil may reduce effectiveness of oral contraceptives. Use of additional barrier contraceptive methods is recommended. ( 7.2)
- See FPI for other important drug interactions. ( 7)

#### ----- USE IN SPECIFIC POPULATIONS -----

- Male Patients: Sexually active male patients and/or their female partners are recommended to use effective contraception during treatment of the male patient and for at least 90 days after cessation of treatment ( 8.3)

**See 17 for PATIENT COUNSELING INFORMATION and Medication Guide.**

**Revised: 6/2022**

## **FULL PRESCRIBING INFORMATION: CONTENTS\***

### **WARNING: EMBRYOFETAL TOXICITY, MALIGNANCIES and SERIOUS INFECTIONS**

#### **1 INDICATIONS AND USAGE**

#### **2 DOSAGE AND ADMINISTRATION**

- 2.1 Important Administration Instructions
- 2.2 Dosage Recommendations for Kidney Transplant Patients
- 2.3 Dosage Recommendations for Heart Transplant Patients
- 2.4 Dosage Recommendations for Liver Transplant Patients
- 2.5 Dosage Modifications: Patients with Renal Impairment, Neutropenia

#### **3 DOSAGE FORMS AND STRENGTHS**

#### **4 CONTRAINDICATIONS**

#### **5 WARNINGS AND PRECAUTIONS**

- 5.1 Embryofetal Toxicity
- 5.2 Lymphoma and Other Malignancies
- 5.3 Serious Infections
- 5.4 Blood Dyscrasias: Neutropenia and Pure Red Cell Aplasia (PRCA)
- 5.5 Gastrointestinal Complications
- 5.6 Patients with Hypoxanthine-Guanine Phosphoribosyl-Transferase Deficiency (HGPRT)
- 5.7 Acute Inflammatory Syndrome Associated with Mycophenolate Products
- 5.8 Immunizations
- 5.9 Local Reactions with Rapid Intravenous Administration
- 5.11 Blood Donation
- 5.12 Semen Donation
- 5.13 Effect of Concomitant Medications on Mycophenolic Acid Concentrations
- 5.14 Potential Impairment of Ability to Drive or Operate Machinery

#### **6 ADVERSE REACTIONS**

- 6.1 Clinical Trials Experience
- 6.2 Postmarketing Experience

#### **7 DRUG INTERACTIONS**

- 7.1 Effect of Other Drugs on Mycophenolate Mofetil
- 7.2 Effect of Mycophenolate Mofetil on Other Drugs

## 8 USE IN SPECIFIC POPULATIONS

- 8.1 Pregnancy
- 8.2 Lactation
- 8.3 Females and Males of Reproductive Potential
- 8.4 Pediatric Use
- 8.5 Geriatric Use
- 8.6 Patients with Renal Impairment
- 8.7 Patients with Hepatic Impairment

## 10 OVERDOSAGE

## 11 DESCRIPTION

## 12 CLINICAL PHARMACOLOGY

- 12.1 Mechanism of Action
- 12.2 Pharmacodynamics
- 12.3 Pharmacokinetics

## 13 NONCLINICAL TOXICOLOGY

- 13.1 Carcinogenesis, Mutagenesis, Impairment of Fertility

## 14 CLINICAL STUDIES

- 14.1 Kidney Transplantation
- 14.2 Heart Transplantation
- 14.3 Liver Transplantation

## 15 REFERENCES

## 16 HOW SUPPLIED/STORAGE AND HANDLING

- 16.1 Handling and Disposal
- 16.2 Mycophenolate Mofetil Capsules 250 mg

## 17 PATIENT COUNSELING INFORMATION

- 17.1 Embryofetal Toxicity
- 17.2 Development of Lymphoma and Other Malignancies
- 17.3 Increased Risk of Serious Infections
- 17.4 Blood Dyscrasias
- 17.5 Gastrointestinal Tract Complications
- 17.6 Acute Inflammatory Syndrome
- 17.7 Immunizations
- 17.8 Administration Instructions
- 17.9 Blood Donation
- 17.10 Semen Donation
- 17.11 Potential to Impair Driving and Use of Machinery

\* Sections or subsections omitted from the full prescribing information are not listed.

---

## FULL PRESCRIBING INFORMATION

### **WARNING: EMBRYOFETAL TOXICITY, MALIGNANCIES and SERIOUS INFECTIONS**

- **Use during pregnancy is associated with increased risks of first trimester pregnancy loss and congenital malformations. Avoid if safer treatment options are available. Females of reproductive potential must be counseled regarding pregnancy prevention and planning [see Warnings and Precautions ( 5.1), Use in Special Populations ( 8.1, 8.3)].**
- **Increased risk of development of lymphoma and other malignancies, particularly of the skin [see Warnings and Precautions ( 5.2)].**
- **Increased susceptibility to bacterial, viral, fungal and protozoal infections, including opportunistic infections and viral reactivation of hepatitis B and C, which may lead to hospitalizations and fatal outcomes [see Warnings and Precautions ( 5.3)].**

## 1 INDICATIONS AND USAGE

Mycophenolate mofetil (MMF) is indicated for the prophylaxis of organ rejection, in adult and pediatric recipients 3 months of age and older of allogeneic kidney [see *Clinical Studies* ( 14.1)], heart [see *Clinical Studies* ( 14.2)] or liver transplants [see *Clinical*

[Studies ( 14.3)], in combination with other immunosuppressants.

## 2 DOSAGE AND ADMINISTRATION

### 2.1 Important Administration Instructions

**Mycophenolate mofetil should not be used without the supervision of a physician with experience in immunosuppressive therapy.**

*Mycophenolate Mofetil Capsules and Tablets:* Mycophenolate mofetil oral dosage forms (capsules and tablets) **should not be used interchangeably with mycophenolic acid delayed-release tablets without supervision of a physician with experience in immunosuppressive therapy** because the rates of absorption following the administration of mycophenolate mofetil oral dosage forms and mycophenolic acid delayed-release tablets are not equivalent.

Mycophenolate mofetil tablets should not be crushed and mycophenolate mofetil capsules should not be opened or crushed. Patients should avoid inhalation or contact of the skin or mucous membranes with the powder contained in mycophenolate mofetil capsules. If such contact occurs, they must wash the area of contact thoroughly with soap and water. In case of ocular contact, rinse eyes with plain water.

The initial oral dose of mycophenolate mofetil should be given as soon as possible following kidney, heart or liver transplant. It is recommended that mycophenolate mofetil be administered on an empty stomach. In stable transplant patients, however, mycophenolate mofetil may be administered with food if necessary [see *Clinical Pharmacology ( 12.3)*].

Patients should be instructed to take a missed dose as soon as they remember, except if it is closer than 2 hours to the next scheduled dose; in this case, they should continue to take mycophenolate mofetil at the usual times.

*Mycophenolate Mofetil Intravenous:* Mycophenolate mofetil intravenous is recommended for patients unable to take oral mycophenolate mofetil. Mycophenolate mofetil intravenous should be administered within 24 hours following transplant. Mycophenolate mofetil intravenous can be administered for up to 14 days; however, patients should be switched to oral mycophenolate mofetil as soon as they can tolerate oral medication.

Mycophenolate mofetil intravenous must be reconstituted before use. Mycophenolate mofetil intravenous is incompatible with other intravenous infusion solutions and should not be mixed or administered concurrently via the same infusion catheter with other intravenous drugs or infusion admixtures.

Mycophenolate mofetil intravenous must not be administered as a bolus. Following reconstitution, mycophenolate mofetil intravenous must be administered by slow intravenous infusion over a period of no less than 2 hours by either peripheral or central vein, as rapid infusion increases the risk of local adverse reactions such as phlebitis and thrombosis [see *Adverse Reactions ( 6.1)*].

### 2.2 Dosage Recommendations for Kidney Transplant Patients

*Adults:* The recommended dosage for adult kidney transplant patients is 1 g orally or intravenously infused over no less than 2 hours, twice daily (total daily dose of 2 g).

*Pediatrics (3 months and older):* Pediatric dosing is based on body surface area (BSA). The recommended dosage of mycophenolate mofetil oral suspension for pediatric kidney transplant patients 3 months and older is 600 mg/m<sup>2</sup>, administered twice daily (maximum total daily dose of 2 g or 10 mL of the oral suspension). Pediatric patients with BSA ≥ 1.25 m<sup>2</sup> may be dosed with capsules or tablets as follows:

**Table 1. Pediatric Kidney Transplant: Dosage Using Capsules or Tablets**

Body Surface Area	Dosage
1.25 m <sup>2</sup> to <1.5 m <sup>2</sup>	Mycophenolate mofetil capsule 750 mg twice daily (1.5 g total daily dose)
≥ 1.5 m <sup>2</sup>	Mycophenolate mofetil capsules or tablets 1 g twice daily (2 g total daily dose)

### 2.3 Dosage Recommendations for Heart Transplant Patients

**Adults:** The recommended dosage of mycophenolate mofetil for adult heart transplant patients is 1.5 g orally or intravenously infused over no less than 2 hours administered twice daily (total daily dose of 3 g).

**Pediatrics (3 months and older):** The recommended starting dosage of mycophenolate mofetil oral suspension for pediatric heart transplant patients 3 months and older is 600 mg/m<sup>2</sup>, administered twice daily. If well tolerated, the dose can be increased to a maintenance dosage of 900 mg/m<sup>2</sup> twice daily (maximum total daily dose of 3 g or 15 mL of the oral suspension). The dose may be individualized based on clinical assessment.

Pediatric patients with BSA  $\geq 1.25$  m<sup>2</sup> may be started on therapy with capsules or tablets as follows:

**Table 2. Pediatric Heart Transplant: Pediatric Starting Dosage Using Capsules or Tablets**

Body Surface Area	Starting Dosage *
1.25 m <sup>2</sup> to <1.5 m <sup>2</sup>	Mycophenolate mofetil capsule 750 mg twice daily (1.5 g total daily dose)
$\geq 1.5$ m <sup>2</sup>	Mycophenolate mofetil capsules or tablets 1 g twice daily (2 g total daily dose)

\* Maximum maintenance dose: 3 g total daily.

#### 2.4 Dosage Recommendations for Liver Transplant Patients

**Adults:** The recommended dosage of mycophenolate mofetil for adult liver transplant patients is 1.5 g administered orally twice daily (total daily dose of 3 g) or 1 g infused intravenously over no less than 2 hours, twice daily (total daily dose of 2 g).

**Pediatrics (3 months and older):** The recommended starting dosage of mycophenolate mofetil oral suspension for pediatric liver transplant patients 3 months of age and older is 600 mg/m<sup>2</sup>, administered twice daily. If well tolerated, the dose can be increased to a maintenance dosage of 900 mg/m<sup>2</sup> twice daily (maximum total daily dose of 3 g or 15 mL of the oral suspension). The dose may be individualized based on clinical assessment.

Pediatric patients with BSA  $\geq 1.25$  m<sup>2</sup> may be started on therapy with capsules or tablets as follows:

**Table 3. Pediatric Liver Transplant: Pediatric Starting Dosage Using Capsules or Tablets**

Body Surface Area	Starting Dosage *
1.25 m <sup>2</sup> to <1.5 m <sup>2</sup>	Mycophenolate mofetil capsule 750 mg twice daily (1.5 g total daily dose)
$\geq 1.5$ m <sup>2</sup>	Mycophenolate mofetil capsules or tablets 1 g twice daily (2 g total daily dose)

\* Maximum maintenance dose: 3 g total daily.

#### 2.5 Dosage Modifications: Patients with Renal Impairment, Neutropenia

**Renal Impairment:** No dosage modifications are needed in kidney transplant patients with delayed graft function postoperatively [see *Clinical Pharmacology* ( 12.3)]. In kidney transplant patients with severe chronic impairment of the graft (GFR <25 mL/min/1.73 m<sup>2</sup>), do not administer doses of mycophenolate mofetil greater than 1 g twice a day. These patients should be carefully monitored [see *Clinical Pharmacology* ( 12.3)].

**Neutropenia:** If neutropenia develops (ANC <1.3 x 10<sup>3</sup>/ $\mu$ L), dosing with mycophenolate mofetil should be interrupted or reduced, appropriate diagnostic tests performed, and the patient managed appropriately [see *Warnings and Precautions* ( 5.4) and *Adverse Reactions* ( 6.1)].

### 3 DOSAGE FORMS AND STRENGTHS

Mycophenolate Mofetil Capsules, USP and Mycophenolate Mofetil Tablets, USP are

available in the following dosage forms and strengths:

Capsules	250 mg capsules are supplied as caramel opaque/blue opaque capsules with product identification "54 848" printed in black ink on the cap and body, containing a white to off-white powder.
Tablets	500 mg tablets are supplied as white film coated modified oval biconvex tablets debossed with product identification "54 135" on one side and plain on the other side.

#### 4 CONTRAINDICATIONS

Allergic reactions to mycophenolate mofetil have been observed; therefore, mycophenolate mofetil is contraindicated in patients with a hypersensitivity to mycophenolate mofetil (MMF), mycophenolic acid (MPA) or any component of the drug product.

#### 5 WARNINGS AND PRECAUTIONS

##### 5.1 Embryofetal Toxicity

Use of MMF during pregnancy is associated with an increased risk of first trimester pregnancy loss and an increased risk of congenital malformations, especially external ear and other facial abnormalities including cleft lip and palate, and anomalies of the distal limbs, heart, esophagus, kidney and nervous system. Females of reproductive potential must be made aware of these risks and must be counseled regarding pregnancy prevention and planning. Avoid use of MMF during pregnancy if safer treatment options are available [see *Use in Specific Populations ( 8.1, 8.3)*].

##### 5.2 Lymphoma and Other Malignancies

Patients receiving immunosuppressants, including mycophenolate mofetil, are at increased risk of developing lymphomas and other malignancies, particularly of the skin [see *Adverse Reactions ( 6.1)*]. The risk appears to be related to the intensity and duration of immunosuppression rather than to the use of any specific agent. For patients with increased risk for skin cancer, exposure to sunlight and UV light should be limited by wearing protective clothing and using a broad-spectrum sunscreen with a high protection factor.

Post-transplant lymphoproliferative disorder (PTLD) developed in 0.4% to 1% of patients receiving mycophenolate mofetil (2 g or 3 g) with other immunosuppressive agents in controlled clinical trials of kidney, heart and liver transplant patients [see *Adverse Reactions ( 6.1)*]. The majority of PTLD cases appear to be related to Epstein Barr Virus (EBV) infection. The risk of PTLD appears greatest in those individuals who are EBV seronegative, a population which includes many young children. In pediatric patients, no other malignancies besides PTLD were observed in clinical trials [see *Adverse Reactions ( 6.1)*].

##### 5.3 Serious Infections

Patients receiving immunosuppressants, including mycophenolate mofetil, are at increased risk of developing bacterial, fungal, protozoal and new or reactivated viral infections, including opportunistic infections. The risk increases with the total immunosuppressive load. These infections may lead to serious outcomes, including hospitalizations and death [see *Adverse Reactions ( 6.1, 6.2)*].

Serious viral infections reported include:

- Polyomavirus-associated nephropathy (PVAN), especially due to BK virus infection
- JC virus-associated progressive multifocal leukoencephalopathy (PML), and
- Cytomegalovirus (CMV) infections: CMV seronegative transplant patients who receive an organ from a CMV seropositive donor are at highest risk of CMV viremia and CMV disease.
- Viral reactivation in patients infected with Hepatitis B and C
- COVID-19

Consider dose reduction or discontinuation of mycophenolate mofetil in patients who develop new infections or reactivate viral infections, weighing the risk that reduced immunosuppression represents to the functioning allograft.

PVAN, especially due to BK virus infection, is associated with serious outcomes, including deteriorating renal function and renal graft loss [see *Adverse Reactions ( 6.2)*]. Patient monitoring may help detect patients at risk for PVAN.

PML, which is sometimes fatal, commonly presents with hemiparesis, apathy, confusion, cognitive deficiencies, and ataxia [see *Adverse Reactions ( 6.2)*]. In immunosuppressed patients, physicians should consider PML in the differential diagnosis in patients reporting neurological symptoms.

The risk of CMV viremia and CMV disease is highest among transplant recipients seronegative for CMV at time of transplant who receive a graft from a CMV seropositive donor. Therapeutic approaches to limiting CMV disease exist and should be routinely provided. Patient monitoring may help detect patients at risk for CMV disease.

Viral reactivation has been reported in patients infected with HBV or HCV. Monitoring infected patients for clinical and laboratory signs of active HBV or HCV infection is recommended.

#### **5.4 Blood Dyscrasias: Neutropenia and Pure Red Cell Aplasia (PRCA)**

Severe neutropenia [absolute neutrophil count (ANC)  $<0.5 \times 10^3/\mu\text{L}$ ] developed in transplant patients receiving mycophenolate mofetil 3 g daily [see *Adverse Reactions ( 6.1)*]. Patients receiving mycophenolate mofetil should be monitored for neutropenia. Neutropenia has been observed most frequently in the period from 31 to 180 days post-transplant in patients treated for prevention of kidney, heart and liver rejection. The development of neutropenia may be related to mycophenolate mofetil itself, concomitant medications, viral infections, or a combination of these causes. If neutropenia develops (ANC  $<1.3 \times 10^3/\mu\text{L}$ ), dosing with mycophenolate mofetil should be interrupted or the dose reduced, appropriate diagnostic tests performed, and the patient managed appropriately [see *Dosage and Administration ( 2.5)*].

Patients receiving mycophenolate mofetil should be instructed to report immediately any evidence of infection, unexpected bruising, bleeding or any other manifestation of bone marrow depression.

Consider monitoring with complete blood counts weekly for the first month, twice monthly for the second and third months, and monthly for the remainder of the first year.

Cases of pure red cell aplasia (PRCA) have been reported in patients treated with mycophenolate mofetil in combination with other immunosuppressive agents. In some cases, PRCA was found to be reversible with dose reduction or cessation of mycophenolate mofetil therapy. In transplant patients, however, reduced immunosuppression may place the graft at risk.

#### **5.5 Gastrointestinal Complications**

Gastrointestinal bleeding requiring hospitalization, ulceration and perforations were observed in clinical trials. Physicians should be aware of these serious adverse effects particularly when administering mycophenolate mofetil to patients with a gastrointestinal disease.

#### **5.6 Patients with Hypoxanthine-Guanine Phosphoribosyl-Transferase Deficiency (HGPRT)**

Mycophenolate mofetil is an inosine monophosphate dehydrogenase (IMPDH) inhibitor; therefore it should be avoided in patients with hereditary deficiencies of hypoxanthine-guanine phosphoribosyl-transferase (HGPRT) such as Lesch-Nyhan and Kelley-Seegmiller syndromes because it may cause an exacerbation of disease symptoms characterized by the overproduction and accumulation of uric acid leading to symptoms associated with gout such as acute arthritis, tophi, nephrolithiasis or urolithiasis and renal disease including renal failure.

#### **5.7 Acute Inflammatory Syndrome Associated with Mycophenolate Products**

Acute inflammatory syndrome (AIS) has been reported with the use of MMF and mycophenolate products, and some cases have resulted in hospitalization. AIS is a paradoxical pro-inflammatory reaction characterized by fever, arthralgias, arthritis, muscle pain and elevated inflammatory markers including, C-reactive protein and erythrocyte sedimentation rate, without evidence of infection or underlying disease

recurrence. Symptoms occur within weeks to months of initiation of treatment or a dose increase. After discontinuation, improvement of symptoms and inflammatory markers are usually observed within 24 to 48 hours.

Monitor patients for symptoms and laboratory parameters of AIS when starting treatment with mycophenolate products or when increasing the dosage. Discontinue treatment and consider other treatment alternatives based on the risk and benefit for the patient.

### **5.8 Immunizations**

During treatment with mycophenolate mofetil, the use of live attenuated vaccines should be avoided (e.g., intranasal influenza, measles, mumps, rubella, oral polio, BCG, yellow fever, varicella, and TY21a typhoid vaccines) and patients should be advised that vaccinations may be less effective. Advise patients to discuss with the physician before seeking any immunizations.

### **5.9 Local Reactions with Rapid Intravenous Administration**

Mycophenolate mofetil intravenous solution must not be administered by rapid or bolus intravenous injection as rapid infusion increases the risk of local adverse reactions such as phlebitis and thrombosis [see *Adverse Reactions* ( 6.1)].

### **5.11 Blood Donation**

Patients should not donate blood during therapy and for at least 6 weeks following discontinuation of mycophenolate mofetil because their blood or blood products might be administered to a female of reproductive potential or a pregnant woman.

### **5.12 Semen Donation**

Based on animal data, men should not donate semen during therapy and for 90 days following discontinuation of mycophenolate mofetil [see *Use in Specific Populations* ( 8.3)].

### **5.13 Effect of Concomitant Medications on Mycophenolic Acid Concentrations**

A variety of drugs have potential to alter systemic MPA exposure when co-administered with mycophenolate mofetil. Therefore, determination of MPA concentrations in plasma before and after making any changes to immunosuppressive therapy, or when adding or discontinuing concomitant medications, may be appropriate to ensure MPA concentrations remain stable.

### **5.14 Potential Impairment of Ability to Drive or Operate Machinery**

Mycophenolate mofetil may impact the ability to drive and use machines. Patients should avoid driving or using machines if they experience somnolence, confusion, dizziness, tremor, or hypotension during treatment with mycophenolate mofetil [see *Adverse Reactions* ( 6.1)].

## **6 ADVERSE REACTIONS**

The following adverse reactions are discussed in greater detail in other sections of the label:

- Embryofetal Toxicity [see *Warnings and Precautions* ( 5.1)]
- Lymphomas and Other Malignancies [see *Warnings and Precautions* ( 5.2)]
- Serious Infections [see *Warnings and Precautions* ( 5.3)]
- Blood Dyscrasias: Neutropenia, Pure Red Cell Aplasia [see *Warnings and Precautions* ( 5.4)]
- Gastrointestinal Complications [see *Warnings and Precautions* ( 5.5)]
- Acute Inflammatory Syndrome Associated with Mycophenolate Products [see *Warnings and Precautions* ( 5.7)]

### **6.1 Clinical Trials Experience**

Because clinical trials are conducted under widely varying conditions, adverse reaction rates observed in the clinical trials of a drug cannot be directly compared to rates in the clinical trials of another drug and may not reflect the rates observed in practice.

An estimated total of 1557 adult patients received mycophenolate mofetil during pivotal



clinical trials in the prevention of acute organ rejection. Of these, 991 were included in the three renal studies, 277 were included in one hepatic study, and 289 were included in one cardiac study. Patients in all study arms also received cyclosporine and corticosteroids.

The data described below primarily derive from five randomized, active-controlled double-blind 12-month trials of mycophenolate mofetil in *de novo* kidney (3) heart (1) and liver (1) transplant patients [see *Clinical Studies* ( 14.1, 14.2, and 14.3)].

**Mycophenolate Mofetil Oral:** The incidence of adverse reactions for mycophenolate mofetil was determined in five randomized, comparative, double-blind trials in the prevention of rejection in kidney, heart and liver transplant patients (two active- and one placebo-controlled trials, one active-controlled trial, and one active-controlled trial, respectively) [see *Clinical Studies* ( 14.1, 14.2 and 14.3)].

The three *de novo* kidney studies with 12-month duration compared two dose levels of oral mycophenolate mofetil (1 g twice daily and 1.5 g twice daily) with azathioprine (2 studies) or placebo (1 study) when administered in combination with cyclosporine (Sandimmune<sup>®</sup>) and corticosteroids to prevent acute rejection episodes. One study also included anti-thymocyte globulin (ATGAM<sup>®</sup>) induction therapy.

In the *de novo* heart transplantation study with 12-month duration, patients received mycophenolate mofetil 1.5 g twice daily (n=289) or azathioprine 1.5 to 3 mg/kg/day (n=289), in combination with cyclosporine (Sandimmune<sup>®</sup> or Neoral<sup>®</sup>) and corticosteroids as maintenance immunosuppressive therapy.

In the *de novo* liver transplantation study with 12-month duration, patients received mycophenolate mofetil 1 g twice daily intravenously for up to 14 days followed by mycophenolate mofetil 1.5 g twice daily orally or azathioprine 1 to 2 mg/kg/day intravenously followed by azathioprine 1 to 2 mg/kg/day orally, in combination with cyclosporine (Neoral<sup>®</sup>) and corticosteroids as maintenance immunosuppressive therapy. The total number of patients enrolled was 565.

Approximately 53% of the kidney transplant patients, 65% of the heart transplant patients, and 48% of the liver transplant patients were treated for more than 1 year. Adverse reactions reported in  $\geq 20\%$  of patients in the mycophenolate mofetil treatment groups are presented below. The safety data of three kidney transplantation studies are pooled together.

**Table 5. Adverse Reactions in Controlled Studies of *De Novo* Kidney, Heart or Liver Transplantation Reported in  $\geq 20\%$  of Patients in the Mycophenolate Mofetil Group**

Adverse drug reaction	Kidney Studies			Heart Study		Liver Study	
	Mycophenolate Mofetil 2 g/day (n=501) or 3 g/day (n=490)	AZA 1 to 2 mg/kg/day or 100 to 150 mg/day	Placebo	Mycophenolate Mofetil 3 g/day	AZA 1.5 to 3 mg/kg/day	Mycophenolate Mofetil 3 g/day	AZA 1 to 2 mg/kg/day
	(n=991)	(n=326)	(n=166)	(n=289)	(n=289)	(n=277)	(n=287)
System Organ Class	%	%	%	%	%	%	%
<b>Infections and infestations</b>							
Bacterial infections	39.9	33.7	37.3	-	-	27.4	26.5
Viral infections	- *	-	-	31.1	24.9	-	-
<b>Blood and lymphatic system disorders</b>							
Anemia	20.0	23.6	2.4	45.0	47.1	43.0	53.0
Ecchymosis	-	-	-	20.1	9.7	-	-
Leukocytosis	-	-	-	42.6	37.4	22.4	21.3
Leukopenia	28.6	24.8	4.2	34.3	43.3	45.8	39.0
Thrombocytopenia	-	-	-	24.2	28.0	38.3	42.2
<b>Metabolism and nutrition disorders</b>							
Hypercholesterolemia	-	-	-	46.0	43.9	-	-
Hyperglycemia	-	-	-	48.4	53.3	43.7	48.8
Hyperkalemia	-	-	-	-	-	22.0	23.7
Hypocalcemia	-	-	-	-	-	30.0	30.0
Hypokalemia	-	-	-	32.5	26.3	37.2	41.1

Hypomagnesemia	-	-	-	20.1	14.2	39.0	37.6
<b>Psychiatric disorders</b>							
Depression	-	-	-	20.1	15.2	-	-
Insomnia	-	-	-	43.3	39.8	52.3	47.0
<b>Nervous system disorders</b>							
Dizziness	-	-	-	34.3	33.9	-	-
Headache	-	-	-	58.5	55.4	53.8	49.1
Tremor	-	-	-	26.3	25.6	33.9	35.5
<b>Cardiac disorders</b>							
Tachycardia	-	-	-	22.8	21.8	22.0	15.7
<b>Vascular disorders</b>							
Hypertension	27.5	32.2	19.3	78.9	74.0	62.1	59.6
Hypotension	-	-	-	34.3	40.1	-	-
<b>Respiratory, thoracic and mediastinal disorders</b>							
Cough	-	-	-	40.5	32.2	-	-
Dyspnea	-	-	-	44.3	44.3	31.0	30.3
Pleural effusion	-	-	-	-	-	34.3	35.9
<b>Gastrointestinal disorders</b>							
Abdominal pain	22.4	23.0	11.4	41.9	39.4	62.5	51.2
Constipation	-	-	-	43.6	38.8	37.9	38.3
Decreased appetite	-	-	-	-	-	25.3	17.1
Diarrhea	30.4	20.9	13.9	52.6	39.4	51.3	49.8
Dyspepsia	-	-	-	22.1	22.1	22.4	20.9
Nausea	-	-	-	56.1	60.2	54.5	51.2
Vomiting	-	-	-	39.1	34.6	32.9	33.4
<b>Hepatobiliary disorders</b>							
Blood lactate dehydrogenase increased	-	-	-	23.5	18.3	-	-
Hepatic enzyme increased	-	-	-	-	-	24.9	19.2
<b>Skin and subcutaneous tissues disorders</b>							
Rash	-	-	-	26.0	20.8	-	-
<b>Renal and urinary disorders</b>							
Blood creatinine increased	-	-	-	42.2	39.8	-	-
Blood urea increased	-	-	-	36.7	34.3	-	-
<b>General disorders and administration site conditions</b>							
Asthenia	-	-	-	49.1	41.2	35.4	33.8
Edema †	21.0	28.2	8.4	67.5	55.7	48.4	47.7
Pain ‡	24.8	32.2	9.6	79.2	77.5	74.0	77.5
Pyrexia	-	-	-	56.4	53.6	52.3	56.1

\* "-" Indicates that the incidence was below the cutoff value of 20% for inclusion in the table.

† "Edema" includes peripheral edema, facial edema, scrotal edema.

‡ "Pain" includes musculoskeletal pain (myalgia, neck pain, back pain).

In the three *de novo* kidney studies, patients receiving 2 g/day of mycophenolate mofetil had an overall better safety profile than did patients receiving 3 g/day of mycophenolate mofetil.

Post-transplant lymphoproliferative disease (PTLD, pseudolymphoma) developed in 0.4% to 1% of patients receiving mycophenolate mofetil (2 g or 3 g daily) with other immunosuppressive agents in controlled clinical trials of kidney, heart and liver transplant patients followed for at least 1 year [see *Warnings and Precautions* ( 5.2)]. Non-melanoma skin carcinomas occurred in 1.6% to 4.2% of patients, other types of malignancy in 0.7% to 2.1% of patients. Three-year safety data in kidney and heart transplant patients did not reveal any unexpected changes in incidence of malignancy compared to the 1-year data. In pediatric patients, PTLD was observed in 1.35% (2/148) by 12 months post-transplant.

Cytopenias, including leukopenia, anemia, thrombocytopenia and pancytopenia are a known risk associated with mycophenolate and may lead or contribute to the occurrence of infections and hemorrhages [see *Warnings and Precautions* ( 5.3)].

Severe neutropenia (ANC <0.5 x 10<sup>3</sup>/μL) developed in up to 2% of kidney transplant patients, up to 2.8% of heart transplant patients and up to 3.6% of liver transplant patients receiving mycophenolate mofetil 3 g daily [see *Warnings and Precautions* ( 5.4) and *Dosage and Administration* ( 2.5)].

The most common opportunistic infections in patients receiving mycophenolate mofetil with other immunosuppressants were mucocutaneous candida, CMV viremia/syndrome, and herpes simplex. The proportion of patients with CMV viremia/syndrome was 13.5%. In patients receiving mycophenolate mofetil (2 g or 3 g) in controlled studies for prevention of kidney, heart or liver rejection, fatal infection/sepsis occurred in approximately 2% of kidney and heart patients and in 5% of liver patients [see *Warnings and Precautions* ( 5.3)].

The most serious gastrointestinal disorders reported were ulceration and hemorrhage, which are known risks associated with mycophenolate mofetil. Mouth, esophageal, gastric, duodenal, and intestinal ulcers often complicated by hemorrhage, as well as hematemesis, melena, and hemorrhagic forms of gastritis and colitis were commonly reported during the pivotal clinical trials, while the most common gastrointestinal disorders were diarrhea, nausea and vomiting. Endoscopic investigation of patients with mycophenolate mofetil-related diarrhea revealed isolated cases of intestinal villous atrophy [see *Warnings and Precautions* ( 5.5)].

The following adverse reactions were reported with 3% to <20% incidence in kidney, heart, and liver transplant patients treated with mycophenolate mofetil, in combination with cyclosporine and corticosteroids.

**Table 6 Adverse Reactions in Controlled Studies of De Novo Kidney, Heart or Liver Transplantation Reported in 3% to <20% of Patients Treated with Mycophenolate Mofetil in Combination with Cyclosporine and Corticosteroids**

<b>System Organ Class</b>	<b>Adverse Reactions</b>
Body as a Whole	cellulitis, chills, hernia, malaise
Infections and Infestations	fungal infections
Hematologic and Lymphatic	coagulation disorder, ecchymosis, pancytopenia
Urogenital	hematuria
Cardiovascular	hypotension
Metabolic and Nutritional	acidosis, alkaline phosphatase increased, hyperlipemia, hypophosphatemia, weight loss
Digestive	esophagitis, flatulence, gastritis, gastrointestinal hemorrhage, hepatitis, ileus, nausea and vomiting, stomach ulcer, stomatitis
Neoplasm benign, malignant and unspecified	neoplasm
Skin and Appendages	skin benign neoplasm, skin carcinoma
Psychiatric	confusional state
Nervous	hypertonia, paresthesia, somnolence
Musculoskeletal	arthralgia, myasthenia

*Pediatrics:* The type and frequency of adverse events in a clinical study for prevention of kidney allograft rejection in 100 pediatric patients 3 months to 18 years of age dosed with mycophenolate mofetil oral suspension 600 mg/m<sup>2</sup>twice daily (up to 1 g twice daily) were generally similar to those observed in adult patients dosed with mycophenolate mofetil capsules at a dose of 1 g twice daily with the exception of abdominal pain, fever, infection, pain, sepsis, diarrhea, vomiting, pharyngitis, respiratory tract infection, hypertension, leukopenia, and anemia, which were observed in a higher proportion in pediatric patients.

Safety information in pediatric heart transplant or pediatric liver transplant patients treated with mycophenolate mofetil is supported by an open-label study in pediatric liver transplant patients and publications; the type and frequency of the reported adverse reactions are consistent with those observed in pediatric patients following renal transplant and in adults.

*Geriatrics:* Geriatric patients (≥65 years), particularly those who are receiving

mycophenolate mofetil as part of a combination immunosuppressive regimen, may be at increased risk of certain infections (including cytomegalovirus [CMV] tissue invasive disease) and possibly gastrointestinal hemorrhage and pulmonary edema, compared to younger individuals [see *Warnings and Precautions ( 5.3) and Adverse Reactions ( 6.1)*].

*Mycophenolate Mofetil Intravenous:* The safety profile of mycophenolate mofetil intravenous was determined from a single, double-blind, controlled comparative study of the safety of 2 g/day of intravenous and oral mycophenolate mofetil in kidney transplant patients in the immediate post-transplant period (administered for the first 5 days). The potential venous irritation of mycophenolate mofetil intravenous was evaluated by comparing the adverse reactions attributable to peripheral venous infusion of mycophenolate mofetil intravenous with those observed in the intravenous placebo group; patients in the placebo group received active medication by the oral route.

Adverse reactions attributable to peripheral venous infusion were phlebitis and thrombosis, both observed at 4% in patients treated with mycophenolate mofetil intravenous.

## 6.2 Postmarketing Experience

The following adverse reactions have been identified during post-approval use of mycophenolate mofetil. Because these reactions are reported voluntarily from a population of uncertain size, it is not always possible to reliably estimate their frequency or establish a causal relationship to drug exposure:

- *Embryo-Fetal Toxicity:* Congenital malformations and spontaneous abortions, mainly in the first trimester, have been reported following exposure to mycophenolate mofetil (MMF) in combination with other immunosuppressants during pregnancy [see *Warnings and Precautions ( 5.1), and Use in Specific Populations ( 8.1), ( 8.3)*]. Congenital malformations include:
  - Facial malformations: cleft lip, cleft palate, micrognathia, hypertelorism of the orbits
  - Abnormalities of the ear and eye: abnormally formed or absent external/middle ear, coloboma, microphthalmos
  - Malformations of the fingers: polydactyly, syndactyly, brachydactyly
  - Cardiac abnormalities: atrial and ventricular septal defects
  - Esophageal malformations: esophageal atresia
  - Nervous system malformations: such as spina bifida.
- *Cardiovascular:* Venous thrombosis has been reported in patients treated with mycophenolate mofetil administered intravenously.
- *Digestive:* Colitis, pancreatitis
- *Hematologic and Lymphatic:* Bone marrow failure, cases of pure red cell aplasia (PRCA) and hypogammaglobulinemia have been reported in patients treated with mycophenolate mofetil in combination with other immunosuppressive agents [see *Warnings and Precautions ( 5.4)*].
- *Immune:* Hypersensitivity, hypogammaglobinemia.
- *Infections:* Meningitis, infectious endocarditis, tuberculosis, atypical mycobacterial infection, progressive multifocal leukoencephalopathy, BK virus infection, viral reactivation of hepatitis B and hepatitis C, protozoal infections [see *Warnings and Precautions ( 5.3)*].
- *Respiratory:* Bronchiectasis, interstitial lung disease, fatal pulmonary fibrosis, have been reported rarely and should be considered in the differential diagnosis of pulmonary symptoms ranging from dyspnea to respiratory failure in post-transplant patients receiving mycophenolate mofetil.
- *Vascular:* Lymphocele

## 7 DRUG INTERACTIONS

### 7.1 Effect of Other Drugs on Mycophenolate Mofetil

**Table 7. Drug Interactions with Mycophenolate Mofetil that Affect Mycophenolic Acid (MPA) Exposure**

<b>Antacids with Magnesium or Aluminum Hydroxide</b>	
<i>Clinical Impact</i>	Concomitant use with an antacid containing magnesium or aluminum hydroxide decreases MPA systemic exposure [see <i>Clinical Pharmacology ( 12.3)</i> ], which may reduce mycophenolate mofetil efficacy.

<i>Prevention or Management</i>	Administer magnesium or aluminum hydroxide containing antacids at least 2h after mycophenolate mofetil administration.
<b>Proton Pump Inhibitors (PPIs)</b>	
<i>Clinical Impact</i>	Concomitant use with PPIs decreases MPA systemic exposure [see <i>Clinical Pharmacology ( 12.3)</i> ], which may reduce mycophenolate mofetil efficacy.
<i>Prevention or Management</i>	Monitor patients for alterations in efficacy when PPIs are co-administered with mycophenolate mofetil.
<i>Examples</i>	Lansoprazole, pantoprazole
<b>Drugs that Interfere with Enterohepatic Recirculation</b>	
<i>Clinical Impact</i>	Concomitant use with drugs that directly interfere with enterohepatic recirculation, or indirectly interfere with enterohepatic recirculation by altering the gastrointestinal flora, can decrease MPA systemic exposure [see <i>Clinical Pharmacology ( 12.3)</i> ], which may reduce mycophenolate mofetil efficacy.
<i>Prevention or Management</i>	Monitor patients for alterations in efficacy or mycophenolate mofetil related adverse reactions when these drugs are co-administered with mycophenolate mofetil.
<i>Examples</i>	Cyclosporine A, trimethoprim/sulfamethoxazole, bile acid sequestrants (cholestyramine), rifampin as well as aminoglycoside, cephalosporin, fluoroquinolone and penicillin classes of antimicrobials
<b>Drugs Modulating Glucuronidation</b>	
<i>Clinical Impact</i>	Concomitant use with drugs inducing glucuronidation decreases MPA systemic exposure, potentially reducing mycophenolate mofetil efficacy, while use with drugs inhibiting glucuronidation increases MPA systemic exposure [see <i>Clinical Pharmacology ( 12.3)</i> ], which may increase the risk of mycophenolate mofetil related adverse reactions.
<i>Prevention or Management</i>	Monitor patients for alterations in efficacy or mycophenolate mofetil related adverse reactions when these drugs are co-administered with mycophenolate mofetil.
<i>Examples</i>	Telmisartan (induces glucuronidation); isavuconazole (inhibits glucuronidation).
<b>Calcium Free Phosphate Binders</b>	
<i>Clinical Impact</i>	Concomitant use with calcium free phosphate binders decrease MPA systemic exposure [see <i>Clinical Pharmacology ( 12.3)</i> ], which may reduce mycophenolate mofetil efficacy.
<i>Prevention or Management</i>	Administer calcium free phosphate binders at least 2 hours after mycophenolate mofetil.
<i>Examples</i>	Sevelamer

## 7.2 Effect of Mycophenolate Mofetil on Other Drugs

**Table 8. Drug Interactions with Mycophenolate Mofetil that Affect Other Drugs**

<b>Drugs that Undergo Renal Tubular Secretion</b>	
<i>Clinical Impact</i>	When concomitantly used with mycophenolate mofetil, its metabolite MPAG, may compete with drugs eliminated by renal tubular secretion which may increase plasma concentrations and/or adverse reactions associated with these drugs.
<i>Prevention or Management</i>	Monitor for drug-related adverse reactions in patients with renal impairment.
<i>Examples</i>	Acyclovir, ganciclovir, probenecid, valacyclovir, valganciclovir
<b>Combination Oral Contraceptives</b>	
<i>Clinical Impact</i>	Concomitant use with mycophenolate mofetil decreased the systemic exposure to levonorgestrel, but did not affect the systemic exposure to ethinylestradiol [see <i>Clinical Pharmacology ( 12.3)</i> ], which may result in reduced combination oral contraceptive effectiveness.
<i>Prevention or Management</i>	Use additional barrier contraceptive methods.

## 8 USE IN SPECIFIC POPULATIONS

### 8.1 Pregnancy

*Pregnancy Exposure Registry:* There is a pregnancy exposure registry that monitors pregnancy outcomes in women exposed to mycophenolate during pregnancy and those becoming pregnant within 6 weeks of discontinuing mycophenolate mofetil treatment. To report a pregnancy or obtain information about the registry, visit [www.mycophenolateREMS.com](http://www.mycophenolateREMS.com) or call 1-800-617-8191.

*Risk Summary:* Use of mycophenolate mofetil (MMF) during pregnancy is associated with an increased risk of first trimester pregnancy loss and an increased risk of multiple congenital malformations in multiple organ systems [see *Human Data*]. Oral administration of mycophenolate to rats and rabbits during the period of organogenesis produced congenital malformations and pregnancy loss at doses less than the recommended clinical dose (0.01 to 0.05 times the recommended clinical doses in kidney and heart transplant patients) [see *Animal Data*].

Consider alternative immunosuppressants with less potential for embryofetal toxicity. Risks and benefits of mycophenolate mofetil should be discussed with the pregnant woman.

The estimated background risk of pregnancy loss and congenital malformations in organ transplant populations is not clear. In the U.S. general population, the estimated background risk of major birth defects and miscarriage in clinically recognized pregnancies is 2 to 4% and 15 to 20%, respectively.

*Data: Human Data:* A spectrum of congenital malformations (including multiple malformations in individual newborns) has been reported in 23 to 27% of live births in MMF exposed pregnancies, based on published data from pregnancy registries. Malformations that have been documented include external ear, eye, and other facial abnormalities including cleft lip and palate, and anomalies of the distal limbs, heart, esophagus, kidney, and nervous system.

Based on published data from pregnancy registries, the risk of first trimester pregnancy loss has been reported at 45 to 49% following MMF exposure.

*Animal Data:* In animal reproductive toxicology studies, there were increased rates of fetal resorptions and malformations in the absence of maternal toxicity. Oral administration of MMF to pregnant rats from Gestational Day 7 to Day 16 produced increased embryofetal lethality and fetal malformations including anophthalmia, agnathia, and hydrocephaly at doses equivalent to 0.015 and 0.01 times the recommended human doses for renal and cardiac transplant patients, respectively, when corrected for BSA. Oral administration of MMF to pregnant rabbits from Gestational Day 7 to Day 19 produced increased embryofetal lethality and fetal malformations included ectopia cordis, ectopic kidneys, diaphragmatic hernia, and umbilical hernia at dose equivalents as low as 0.05 and 0.03 times the recommended human doses for renal and cardiac transplant patients, respectively, when corrected for BSA.

### 8.2 Lactation

*Risk Summary:* There are no data on the presence of mycophenolate in human milk, or the effects on milk production. There are limited data in the National Transplantation Pregnancy Registry on the effects of mycophenolate on a breastfed child [see *Data*]. Studies in rats treated with MMF have shown mycophenolic acid (MPA) to be present in milk. Because available data are limited, it is not possible to exclude potential risks to a breastfeeding infant.

The developmental and health benefits of breastfeeding should be considered along with the mother's clinical need for mycophenolate mofetil and any potential adverse effects on the breastfed infant from mycophenolate mofetil or from the underlying maternal condition.

*Data:* Limited information is available from the National Transplantation Pregnancy Registry. Of seven infants reported by the National Transplantation Pregnancy Registry to have been breastfed while the mother was taking mycophenolate, all were born at 34-40 weeks gestation, and breastfed for up to 14 months. No adverse events were reported.

### 8.3 Females and Males of Reproductive Potential

Females of reproductive potential must be made aware of the increased risk of first trimester pregnancy loss and congenital malformations and must be counseled regarding pregnancy prevention and planning.

*Pregnancy Planning:* For patients who are considering pregnancy, consider alternative immunosuppressants with less potential for embryofetal toxicity whenever possible. Risks and benefits of mycophenolate mofetil should be discussed with the patient.

*Pregnancy Testing:* To prevent unplanned exposure during pregnancy, all females of reproductive potential should have a serum or urine pregnancy test with a sensitivity of at least 25 mIU/mL immediately before starting mycophenolate mofetil. Another pregnancy test with the same sensitivity should be done 8 to 10 days later. Repeat pregnancy tests should be performed during routine follow-up visits. Results of all pregnancy tests should be discussed with the patient. In the event of a positive pregnancy test, consider alternative immunosuppressants with less potential for embryofetal toxicity whenever possible.

*Contraception:Female Patients:* Females of reproductive potential taking mycophenolate mofetil must receive contraceptive counseling and use acceptable contraception (see **Table 9** for acceptable contraception methods). Patients must use acceptable birth control during the entire mycophenolate mofetil therapy, and for 6 weeks after stopping mycophenolate mofetil, unless the patient chooses abstinence.

Patients should be aware that mycophenolate mofetil reduces blood levels of the hormones from the oral contraceptive pill and could theoretically reduce its effectiveness [see *Drug Interactions ( 7.2)*].

**Table 9. Acceptable Contraception Methods for Females of Reproductive Potential**

**Pick from the following birth control options:**

<b>Option 1</b>	
<b>Methods to Use Alone</b>	<ul style="list-style-type: none"> <li>• Intrauterine devices (IUDs)</li> <li>• Tubal sterilization</li> <li>• Patient's partner vasectomy</li> </ul>

**OR**

<b>Option 2</b>	<b>Hormone Methods</b> choose 1	<i>AND</i>	<b>Barrier Methods</b> choose 1
<b>Choose One Hormone Method AND One Barrier Method</b>	<p><b>Estrogen and Progesterone</b></p> <ul style="list-style-type: none"> <li>• Oral Contraceptive Pill</li> <li>• Transdermal patch</li> <li>• Vaginal ring</li> </ul> <p><b>Progesterone-only</b></p> <ul style="list-style-type: none"> <li>• Injection</li> <li>• Implant</li> </ul>		<ul style="list-style-type: none"> <li>• Diaphragm with spermicide</li> <li>• Cervical cap with spermicide</li> <li>• Contraceptive sponge</li> <li>• Male condom</li> <li>• Female condom</li> </ul>

**OR**

<b>Option 3</b>	<b>Barrier Methods</b> choose 1	<i>AND</i>	<b>Barrier Methods</b> choose 1
<b>Choose One Barrier Method from each column ( must choose two methods)</b>	<ul style="list-style-type: none"> <li>• Diaphragm with spermicide</li> <li>• Cervical cap with spermicide</li> <li>• Contraceptive sponge</li> </ul>		<ul style="list-style-type: none"> <li>• Male condom</li> <li>• Female condom</li> </ul>

--	--	--	--

Male Patients: Genotoxic effects have been observed in animal studies at exposures exceeding the human therapeutic exposures by approximately 1.25 times. Thus, the risk of genotoxic effects on sperm cells cannot be excluded. Based on this potential risk, sexually active male patients and/or their female partners are recommended to use effective contraception during treatment of the male patient and for at least 90 days after cessation of treatment. Also, based on the potential risk of genotoxic effects, male patients should not donate sperm during treatment with mycophenolate mofetil and for at least 90 days after cessation of treatment [see *Use in Special Populations* ( 8.1), *Nonclinical Toxicology* ( 13.1), *Patient Counseling Information* ( 17.9)].

#### **8.4 Pediatric Use**

Safety and effectiveness have been established in pediatric patients 3 months and older for the prophylaxis of organ rejection of allogenic kidney, heart or liver transplants.

*Kidney Transplant*: Use of mycophenolate mofetil in this population is supported by evidence from adequate and well-controlled studies of mycophenolate mofetil in adults with additional data from one open-label, pharmacokinetic and safety study of mycophenolate mofetil in pediatric patients after receiving allogeneic kidney transplant (100 patients, 3 months to 18 years of age) [see *Dosage and Administration* ( 2.2), *Adverse Reactions* ( 6.1), *Clinical Pharmacology* ( 12.3), *Clinical Studies* ( 14.1)].

*Heart Transplant and Liver Transplant*: Use of mycophenolate mofetil in pediatric heart transplant and liver transplant patients is supported by adequate and well-controlled studies and pharmacokinetic data in adult heart transplant and liver transplant patients. Additional supportive data include pharmacokinetic data in pediatric kidney transplant and pediatric liver transplant patients (8 liver transplant patients, 9 months to 5 years of age, in an open-label, pharmacokinetic and safety study) and published evidence of clinical efficacy and safety in pediatric heart transplant and pediatric liver transplant patients [see *Dosage and Administration* ( 2.3, 2.4), *Adverse Reactions* ( 6.1), *Clinical Pharmacology* ( 12.3), *Clinical Studies* ( 14.1)].

#### **8.5 Geriatric Use**

Clinical studies of mycophenolate mofetil did not include sufficient numbers of subjects aged 65 and over to determine whether they respond differently from younger subjects. Other reported clinical experience has not identified differences in responses between geriatric and younger patients. In general, dose selection for a geriatric patient should take into consideration the presence of decreased hepatic, renal or cardiac function and of concomitant drug therapies [see *Adverse Reactions* ( 6.1), *Drug Interactions* ( 7)].

#### **8.6 Patients with Renal Impairment**

*Patients with Kidney Transplant*: No dosage adjustments are needed in kidney transplant patients experiencing delayed graft function postoperatively but patients should be carefully monitored [see *Clinical Pharmacology* ( 12.3)]. In kidney transplant patients with severe chronic impairment of the graft (GFR <25 mL/min/1.73 m<sup>2</sup>), no dose adjustments are necessary; however, doses greater than 1 g administered twice a day should be avoided.

*Patients with Heart and Liver Transplant*: No data are available for heart or liver transplant patients with severe chronic renal impairment. Mycophenolate mofetil may be used for heart or liver transplant patients with severe chronic renal impairment if the potential benefits outweigh the potential risks.

#### **8.7 Patients with Hepatic Impairment**

*Patients with Kidney Transplant*: No dosage adjustments are recommended for kidney transplant patients with severe hepatic parenchymal disease. However, it is not known whether dosage adjustments are needed for hepatic disease with other etiologies [see *Clinical Pharmacology* ( 12.3)].

*Patients with Heart Transplant*: No data are available for heart transplant patients with severe hepatic parenchymal disease.

## **10 OVERDOSAGE**



Possible signs and symptoms of acute overdose include hematological abnormalities such as leukopenia and neutropenia, and gastrointestinal symptoms such as abdominal pain, diarrhea, nausea, vomiting, and dyspepsia.

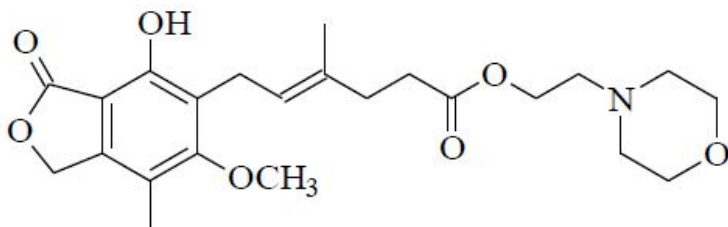
The experience with overdose of mycophenolate mofetil in humans is limited. The reported effects associated with overdose fall within the known safety profile of the drug. The highest dose administered to kidney transplant patients in clinical trials has been 4 g/day. In limited experience with heart and liver transplant patients in clinical trials, the highest doses used were 4 g/day or 5 g/day. At doses of 4 g/day or 5 g/day, there appears to be a higher rate, compared to the use of 3 g/day or less, of gastrointestinal intolerance (nausea, vomiting, and/or diarrhea), and occasional hematologic abnormalities, particularly neutropenia [see *Warnings and Precautions* ( 5.4)].

*Treatment and Management:* MPA and the phenolic glucuronide metabolite of MPA (MPAG) are usually not removed by hemodialysis. However, at high MPAG plasma concentrations (>100 mcg/mL), small amounts of MPAG are removed. By increasing excretion of the drug, MPA can be removed by bile acid sequestrants, such as cholestyramine [see *Clinical Pharmacology* ( 12.3)].

## 11 DESCRIPTION

Mycophenolate mofetil is an antimetabolite immunosuppressant. It is the 2-morpholinoethyl ester of mycophenolic acid (MPA), an immunosuppressive agent; inosine monophosphate dehydrogenase (IMPDH) inhibitor.

The chemical name for mycophenolate mofetil (MMF) is 4-Hexenoic acid, 6-(1,3-dihydro-4-hydroxy-6-methoxy-7-methyl-3-oxo-5-isobenzofuranyl)-4-methyl-,2-(4-morpholinyl)ethyl ester, ( *E*)-. It has an empirical formula of C<sub>23</sub>H<sub>31</sub>NO<sub>7</sub>, a molecular weight of 433.49, and the following structural formula:



Mycophenolate mofetil, USP is a white or almost white crystalline powder. It is slightly soluble in water (43 mcg/mL at pH 7.4); the solubility increases in acidic medium (4.27 mg/mL at pH 3.6). It is freely soluble in acetone, soluble in methanol, and sparingly soluble in ethanol. The apparent partition coefficient in 1-octanol/water (pH 7.4) buffer solution is 238. The pKa values for mycophenolate mofetil are 5.6 for the morpholino group and 8.5 for the phenolic group.

Mycophenolate mofetil hydrochloride has a solubility of 65.8 mg/mL in 5% Dextrose Injection USP (D5W). The pH of the reconstituted solution is 2.4 to 4.1.

Mycophenolate Mofetil Capsules, USP 250 mg contains 250 mg mycophenolate mofetil, USP and the following inactive ingredients: croscarmellose sodium, magnesium stearate, Opacode (Black) monogramming ink, povidone and pregelatinized starch. Opacode (Black) contains: ammonium hydroxide, ethanol, iron oxide black, isopropyl alcohol, n-butyl alcohol, propylene glycol and shellac glaze. The capsule shells contain: FD&C Blue #1, FD&C Red #3, gelatin, red iron oxide, titanium dioxide and yellow iron oxide.

Mycophenolate Mofetil Tablets, USP 500 mg contains 500 mg mycophenolate mofetil, USP and the following inactive ingredients: croscarmellose sodium, magnesium stearate, microcrystalline cellulose, Opadry II (White), povidone and pregelatinized starch. Opadry II (White) contains: hypromellose, macrogol, polydextrose, titanium dioxide and triacetin.

## 12 CLINICAL PHARMACOLOGY

### 12.1 Mechanism of Action

Mycophenolate mofetil (MMF) is absorbed following oral administration and hydrolyzed to mycophenolic acid (MPA), the active metabolite. MPA is a selective, uncompetitive, and reversible inhibitor of inosine monophosphate dehydrogenase (IMPDH), and therefore inhibits the *de novo* pathway of guanosine nucleotide synthesis without incorporation into DNA. Because T- and B-lymphocytes are critically dependent for their proliferation on *de novo* synthesis of purines, whereas other cell types can utilize salvage pathways, MPA has potent cytostatic effects on lymphocytes. MPA inhibits proliferative responses of T- and B-lymphocytes to both mitogenic and allospecific stimulation. Addition of guanosine or deoxyguanosine reverses the cytostatic effects of MPA on lymphocytes. MPA also suppresses antibody formation by B-lymphocytes. MPA prevents the glycosylation of lymphocyte and monocyte glycoproteins that are involved in intercellular adhesion to endothelial cells and may inhibit recruitment of leukocytes into sites of inflammation and graft rejection. MMF did not inhibit early events in the activation of human peripheral blood mononuclear cells, such as the production of interleukin-1 (IL-1) and interleukin-2 (IL-2), but did block the coupling of these events to DNA synthesis and proliferation.

## 12.2 Pharmacodynamics

There is a lack of information regarding the pharmacodynamic effects of MMF.

## 12.3 Pharmacokinetics

*Absorption:* Following oral and intravenous administration, MMF undergoes complete conversion to MPA, the active metabolite. In 12 healthy volunteers, the mean absolute bioavailability of oral MMF relative to intravenous MMF was 94%. Two 500 mg mycophenolate mofetil tablets have been shown to be bioequivalent to four 250 mg mycophenolate mofetil capsules. Five mL of the 200 mg/mL constituted mycophenolate mofetil oral suspension have been shown to be bioequivalent to four 250 mg capsules.

The mean ( $\pm$ SD) pharmacokinetic parameters estimates for MPA following the administration of MMF given as single doses to healthy volunteers, and multiple doses to kidney, heart, and liver transplant patients, are shown in **Table 10**. The area under the plasma-concentration time curve (AUC) for MPA appears to increase in a dose-proportional fashion in kidney transplant patients receiving multiple oral doses of MMF up to a daily dose of 3 g (1.5 g twice daily) (see **Table 10**).

**Table 10. Pharmacokinetic Parameters for MPA [mean ( $\pm$ SD)] Following Administration of MMF to Healthy Volunteers (Single Dose), and Kidney, Heart, and Liver Transplant Patients (Multiple Doses)**

Healthy Volunteers	Dose/Route	T <sub>max</sub> (h)	C <sub>max</sub> (mcg/mL)	Total AUC (mcg•h/mL)
Single Dose	1 g/oral	0.80 ( $\pm$ 0.36) (n=129)	24.5 ( $\pm$ 9.5) (n=129)	63.9 ( $\pm$ 16.2) (n=117)
Kidney Transplant Patients (Twice Daily Dosing) Time After Transplantation	Dose/Route	T <sub>max</sub> (h)	C <sub>max</sub> (mcg/mL)	Interdosing Interval AUC (0-12h) (mcg•h/mL)
5 Days	1 g/iv	1.58 ( $\pm$ 0.46) (n=31)	12.0 ( $\pm$ 3.82) (n=31)	40.8 ( $\pm$ 11.4) (n=31)
6 Days	1 g/oral	1.33 ( $\pm$ 1.05) (n=31)	10.7 ( $\pm$ 4.83) (n=31)	32.9 ( $\pm$ 15.0) (n=31)
Early (Less than 40 Days)	1 g/oral	1.31 ( $\pm$ 0.76) (n=25)	8.16 ( $\pm$ 4.50) (n=25)	27.3 ( $\pm$ 10.9) (n=25)
Early (Less than 40 Days)	1.5 g/oral	1.21 ( $\pm$ 0.81) (n=27)	13.5 ( $\pm$ 8.18) (n=27)	38.4 ( $\pm$ 15.4) (n=27)
Late (Greater than 3 Months)	1.5 g/oral	0.90 ( $\pm$ 0.24) (n=23)	24.1 ( $\pm$ 12.1) (n=23)	65.3 ( $\pm$ 35.4) (n=23)
Heart Transplant Patients (Twice Daily	Dose/Route	T <sub>max</sub> (h)	C <sub>max</sub> (mcg/mL)	Interdosing Interval AUC

<b>Dosing) Time After Transplantation</b>				<b>(0-12h) (mcg•h/mL)</b>
Early (Day Before Discharge)	1.5 g/oral	1.8 (±1.3) (n=11)	11.5 (±6.8) (n=11)	43.3 (±20.8) (n=9)
Late (Greater than 6 Months)	1.5 g/oral	1.1 (±0.7) (n=52)	20.0 (±9.4) (n=52)	54.1* (±20.4) (n=49)
<b>Liver Transplant Patients (twice daily dosing) Time After Transplantation</b>	<b>Dose/Route</b>	<b>T<sub>max</sub> (h)</b>	<b>C<sub>max</sub> (mcg/mL)</b>	<b>Interdosing Interval AUC (0-12h) (mcg•h/mL)</b>
4 to 9 Days	1 g/iv	1.50 (±0.517) (n=22)	17.0 (±12.7) (n=22)	34.0 (±17.4) (n=22)
Early (5 to 8 Days)	1.5 g/oral	1.15 (±0.432) (n=20)	13.1 (±6.76) (n=20)	29.2 (±11.9) (n=20)
Late (Greater than 6 Months)	1.5 g/oral	1.54 (±0.51) (n=6)	19.3 (±11.7) (n=6)	49.3 (±14.8) (n=6)

\* AUC(0-12h) values quoted are extrapolated from data from samples collected over 4 hours.

In the early post-transplant period (less than 40 days post-transplant), kidney, heart, and liver transplant patients had mean MPA AUCs approximately 20% to 41% lower and mean C<sub>max</sub> approximately 32% to 44% lower compared to the late transplant period (i.e., 3 to 6 months post-transplant) (non-stationarity in MPA pharmacokinetics).

Mean MPA AUC values following administration of 1 g twice daily intravenous mycophenolate mofetil over 2 hours to kidney transplant patients for 5 days were about 24% higher than those observed after oral administration of a similar dose in the immediate post-transplant phase.

In liver transplant patients, administration of 1 g twice daily intravenous mycophenolate mofetil followed by 1.5 g twice daily oral mycophenolate mofetil resulted in mean MPA AUC estimates similar to those found in kidney transplant patients administered 1 g mycophenolate mofetil twice daily.

**Effect of Food:** Food (27 g fat, 650 calories) had no effect on the extent of absorption (MPA AUC) of MMF when administered at doses of 1.5 g twice daily to kidney transplant patients. However, MPA C<sub>max</sub> was decreased by 40% in the presence of food [see *Dosage and Administration* ( 2.1)].

**Distribution:** The mean (±SD) apparent volume of distribution of MPA in 12 healthy volunteers was approximately 3.6 (±1.5) L/kg. At clinically relevant concentrations, MPA is 97% bound to plasma albumin. The phenolic glucuronide metabolite of MPA (MPAG) is 82% bound to plasma albumin at MPAG concentration ranges that are normally seen in stable kidney transplant patients; however, at higher MPAG concentrations (observed in patients with kidney impairment or delayed kidney graft function), the binding of MPA may be reduced as a result of competition between MPAG and MPA for protein binding. Mean blood to plasma ratio of radioactivity concentrations was approximately 0.6 indicating that MPA and MPAG do not extensively distribute into the cellular fractions of blood.

**In vitro** studies to evaluate the effect of other agents on the binding of MPA to human serum albumin (HSA) or plasma proteins showed that salicylate (at 25 mg/dL with human serum albumin) and MPAG (at ≥ 460 mcg/mL with plasma proteins) increased the free fraction of MPA. MPA at concentrations as high as 100 mcg/mL had little effect on the binding of warfarin, digoxin or propranolol, but decreased the binding of theophylline from 53% to 45% and phenytoin from 90% to 87%.

**Elimination:** Mean (±SD) apparent half-life and plasma clearance of MPA are 17.9 (±6.5) hours and 193 (±48) mL/min following oral administration and 16.6 (±5.8) hours and 177 (±31) mL/min following intravenous administration, respectively.

**Metabolism:** The parent drug, MMF, can be measured systemically during the intravenous infusion; however, approximately 5 minutes after the infusion is stopped or after oral administration, MMF concentrations are below the limit of quantitation (0.4 mcg/mL).

Metabolism to MPA occurs pre-systemically after oral dosing. MPA is metabolized principally by glucuronyl transferase to form MPAG, which is not pharmacologically active. *In vivo*, MPAG is converted to MPA during enterohepatic recirculation. The following metabolites of the 2-hydroxyethyl-morpholino moiety are also recovered in the urine following oral administration of MMF to healthy subjects: N-(2-carboxymethyl)-morpholine, N-(2-hydroxyethyl)-morpholine, and the N-oxide of N-(2-hydroxyethyl)-morpholine.

Due to the enterohepatic recirculation of MPAG/MPA, secondary peaks in the plasma MPA concentration-time profile are usually observed 6 to 12 hours post-dose. Bile sequestrants, such as cholestyramine, reduce MPA AUC by interfering with this enterohepatic recirculation of the drug [see *Overdosage ( 10) and Drug Interaction Studies below*].

**Excretion:** Negligible amount of drug is excreted as MPA (less than 1% of dose) in the urine. Orally administered radiolabeled MMF resulted in complete recovery of the administered dose, with 93% of the administered dose recovered in the urine and 6% recovered in feces. Most (about 87%) of the administered dose is excreted in the urine as MPAG. At clinically encountered concentrations, MPA and MPAG are usually not removed by hemodialysis. However, at high MPAG plasma concentrations (> 100 mcg/mL), small amounts of MPAG are removed.

Increased plasma concentrations of MMF metabolites (MPA 50% increase and MPAG about a 3-fold to 6-fold increase) are observed in patients with renal insufficiency [see *Specific Populations*].

**Specific Populations: Patients with Renal Impairment:** The mean ( $\pm$ SD) pharmacokinetic parameters for MPA following the administration of oral MMF given as single doses to non-transplant subjects with renal impairment are presented in **Table 11**.

In a single-dose study, MMF was administered as a capsule or as an intravenous infusion over 40 minutes. Plasma MPA AUC observed after oral dosing to volunteers with severe chronic renal impairment (GFR < 25 mL/min/1.73 m<sup>2</sup>) was about 75% higher relative to that observed in healthy volunteers (GFR > 80 mL/min/1.73 m<sup>2</sup>). In addition, the single-dose plasma MPAG AUC was 3-fold to 6-fold higher in volunteers with severe renal impairment than in volunteers with mild renal impairment or healthy volunteers, consistent with the known renal elimination of MPAG. No data are available on the safety of long-term exposure to this level of MPAG.

Plasma MPA AUC observed after single-dose (1 g) intravenous dosing to volunteers (n=4) with severe chronic renal impairment (GFR < 25 mL/min/1.73 m<sup>2</sup>) was 62.4 mcg•h/mL ( $\pm$ 19.3). Multiple dosing of MMF in patients with severe chronic renal impairment has not been studied.

**Patients with Delayed Graft Function or Nonfunction:** In patients with delayed renal graft function post-transplant, mean MPA AUC<sub>(0-12h)</sub> was comparable to that seen in post-transplant patients without delayed renal graft function. There is a potential for a transient increase in the free fraction and concentration of plasma MPA in patients with delayed renal graft function. However, dose adjustment does not appear to be necessary in patients with delayed renal graft function. Mean plasma MPAG AUC<sub>(0-12h)</sub> was 2-fold to 3-fold higher than in post-transplant patients without delayed renal graft function [see *Dosage and Administration ( 2.5)*].

In eight patients with primary graft non-function following kidney transplantation, plasma concentrations of MPAG accumulated about 6-fold to 8-fold after multiple dosing for 28 days. Accumulation of MPA was about 1-fold to 2-fold.

The pharmacokinetics of MMF are not altered by hemodialysis. Hemodialysis usually does not remove MPA or MPAG. At high concentrations of MPAG (> 100 mcg/mL), hemodialysis removes only small amounts of MPAG.

**Patients with Hepatic Impairment:** The mean ( $\pm$  SD) pharmacokinetic parameters for MPA following the administration of oral MMF given as single doses to non-transplant subjects with hepatic impairment is presented in **Table 11**.

In a single-dose (1 g oral) study of 18 volunteers with alcoholic cirrhosis and 6 healthy volunteers, hepatic MPA glucuronidation processes appeared to be relatively unaffected by hepatic parenchymal disease when pharmacokinetic parameters of healthy volunteers and alcoholic cirrhosis patients within this study were compared. However, it should be noted that for unexplained reasons, the healthy volunteers in this study had about a 50% lower AUC as compared to healthy volunteers in other studies, thus

making comparisons between volunteers with alcoholic cirrhosis and healthy volunteers difficult. In a single-dose (1 g intravenous) study of 6 volunteers with severe hepatic impairment (aminopyrine breath test less than 0.2% of dose) due to alcoholic cirrhosis, MMF was rapidly converted to MPA. MPA AUC was 44.1 mcg•h/mL ( $\pm 15.5$ ).

**Table 11. Pharmacokinetic Parameters for MPA [mean ( $\pm$ SD)] Following Single Doses of MMF Capsules in Chronic Renal and Hepatic Impairment**

<b>Pharmacokinetic Parameters for Renal Impairment</b>				
	<b>Dose</b>	<b>T<sub>max</sub> (h)</b>	<b>C<sub>max</sub> (mcg/mL)</b>	<b>AUC (0-96h) (mcg•h/mL)</b>
Healthy Volunteers GFR greater than 80 mL/min/1.73 m <sup>2</sup> (n=6)	1 g	0.75 ( $\pm 0.27$ )	25.3 ( $\pm 7.99$ )	45.0 ( $\pm 22.6$ )
Mild Renal Impairment GFR 50 to 80 mL/min/1.73 m <sup>2</sup> (n=6)	1 g	0.75 ( $\pm 0.27$ )	26.0 ( $\pm 3.82$ )	59.9 ( $\pm 12.9$ )
Moderate Renal Impairment GFR 25 to 49 mL/min/1.73 m <sup>2</sup> (n=6)	1 g	0.75 ( $\pm 0.27$ )	19.0 ( $\pm 13.2$ )	52.9 ( $\pm 25.5$ )
Severe Renal Impairment GFR less than 25 mL/min/1.73 m <sup>2</sup> (n=7)	1 g	1.00 ( $\pm 0.41$ )	16.3 ( $\pm 10.8$ )	78.6 ( $\pm 46.4$ )
<b>Pharmacokinetic Parameters for Hepatic Impairment</b>				
	<b>Dose</b>	<b>T<sub>max</sub> (h)</b>	<b>C<sub>max</sub> (mcg/mL)</b>	<b>AUC (0-48h) (mcg•h/mL)</b>
Healthy Volunteers (n=6)	1 g	0.63 ( $\pm 0.14$ )	24.3 ( $\pm 5.73$ )	29.0 ( $\pm 5.78$ )
Alcoholic Cirrhosis (n=18)	1 g	0.85 ( $\pm 0.58$ )	22.4 ( $\pm 10.1$ )	29.8 ( $\pm 10.7$ )

**Pediatric Patients:** The pharmacokinetic parameters of MPA and MPAG have been evaluated in 55 pediatric patients (ranging from 1 year to 18 years of age) receiving mycophenolate mofetil oral suspension at a dose of 600 mg/m<sup>2</sup> twice daily (up to a maximum of 1 g twice daily) after allogeneic kidney transplantation. The pharmacokinetic data for MPA is provided in **Table 12**.

**Table 12. Mean ( $\pm$ SD) Computed Pharmacokinetic Parameters for MPA by Age and Time after Allogeneic Kidney Transplantation**

<b>Age Group (n)</b>	<b>Time</b>	<b>T<sub>max</sub>(h)</b>	<b>Dose Adjusted* C<sub>max</sub> (mcg/mL)</b>		<b>Dose Adjusted* AUC<sub>0-12</sub> (mcg•h/mL)</b>	
1 to less than 2 yr (6) † 1 to less than 6 yr (17) 6 to less than 12 yr (16) 12 to 18 yr (21)	Early (Day 7)	3.03 (4.70)	10.3	(5.80)	22.5	(6.66)
		1.63 (2.85)	13.2	(7.16)	27.4	(9.54)
		0.940 (0.546)	13.1	(6.30)	33.2	(12.1)
		1.16 (0.830)	11.7	(10.7)	26.3	(9.14) ‡
1 to less than 2 yr (4) † 1 to less than 6 yr (15) 6 to less than 12 yr (14) 12 to 18 yr (17)	Late (Month 3)	0.725 (0.276)	23.8	(13.4)	47.4	(14.7)
		0.989 (0.511)	22.7	(10.1)	49.7	(18.2)
		1.21 (0.532)	27.8	(14.3)	61.9	(19.6)
		0.978 (0.484)	17.9	(9.57)	53.6	(20.3) §
	Late					

	(Month 9)					
1 to less than 2 yr (4) †		0.604 (0.208)	25.6	(4.25)	55.8	(11.6)
1 to less than 6 yr (12)		0.869 (0.479)	30.4	(9.16)	61.0	(10.7)
6 to less than 12 yr (11)		1.12 (0.462)	29.2	(12.6)	66.8	(21.2)
12 to 18 yr (14)		1.09 (0.518)	18.1	(7.29)	56.7	(14.0)

\* adjusted to a dose of 600 mg/m<sup>2</sup>

† a subset of 1 to <6 yr

‡ n=20

§ n=16

The mycophenolate mofetil oral suspension dose of 600 mg/m<sup>2</sup> twice daily (up to a maximum of 1 g twice daily) achieved mean MPA AUC values in pediatric patients similar to those seen in adult kidney transplant patients receiving mycophenolate mofetil capsules at a dose of 1 g twice daily in the early post-transplant period. There was wide variability in the data. As observed in adults, early post-transplant MPA AUC values were approximately 45% to 53% lower than those observed in the later post-transplant period (>3 months). MPA AUC values were similar in the early and late post-transplant period across the 1 to 18-year age range.

A comparison of dose-normalized (to 600 mg/m<sup>2</sup>) MPA AUC values in 12 pediatric kidney transplant patients less than 6 years of age at 9 months post-transplant with those values in 7 pediatric liver transplant patients [median age 17 months (range: 10 – 60 months)] and at 6 months and beyond post-transplant revealed that, at the same dose, there were on average 23% lower AUC values in the pediatric liver compared to pediatric kidney patients. This is consistent with the need for higher dosing in adult liver transplant patients compared to kidney transplant patients to achieve the same exposure.

In adult transplant patients administered the same dosage of mycophenolate mofetil, there is similar MPA exposure among kidney transplant and heart transplant patients. Based on the established similarity in MPA exposure between pediatric kidney transplant and adult kidney transplant patients at their respective approved doses, it is expected that MPA exposure at the recommended dosage will be similar in pediatric heart transplant and adult heart transplant patients.

**Male and Female Patients:** Data obtained from several studies were pooled to look at any gender-related differences in the pharmacokinetics of MPA (data were adjusted to 1 g oral dose). Mean (±SD) MPA AUC<sub>(0-12h)</sub> for males (n=79) was 32.0 (±14.5) and for females (n=41) was 36.5 (±18.8) mcg•h/mL while mean (±SD) MPA C<sub>max</sub> was 9.96 (±6.19) in the males and 10.6 (±5.64) mcg/mL in the females. These differences are not of clinical significance.

**Geriatric Patients:** The pharmacokinetics of mycophenolate mofetil and its metabolites have not been found to be altered in geriatric transplant patients when compared to younger transplant patients.

**Drug Interaction Studies: Acyclovir:** Coadministration of MMF (1 g) and acyclovir (800 mg) to 12 healthy volunteers resulted in no significant change in MPA AUC and C<sub>max</sub>. However, MPAG and acyclovir plasma AUCs were increased 10.6% and 21.9%, respectively.

**Antacids with Magnesium and Aluminum Hydroxides:** Absorption of a single dose of MMF (2 g) was decreased when administered to 10 rheumatoid arthritis patients also taking Maalox<sup>®</sup> TC (10 mL qid). The C<sub>max</sub> and AUC<sub>(0-24h)</sub> for MPA were 33% and 17% lower, respectively, than when MMF was administered alone under fasting conditions.

**Proton Pump Inhibitors (PPIs):** Coadministration of PPIs (e.g., lansoprazole, pantoprazole) in single doses to healthy volunteers and multiple doses to transplant patients receiving mycophenolate mofetil has been reported to reduce the exposure to MPA. An approximate reduction of 30 to 70% in the C<sub>max</sub> and 25% to 35% in the AUC of MPA has been observed, possibly due to a decrease in MPA solubility at an increased gastric pH.

**Cholestyramine:** Following single-dose administration of 1.5 g MMF to 12 healthy volunteers pretreated with 4 g three times a day of cholestyramine for 4 days, MPA AUC decreased approximately 40%. This decrease is consistent with interruption of enterohepatic recirculation which may be due to binding of recirculating MPAG with

cholestyramine in the intestine.

**Cyclosporine:** Cyclosporine (Sandimmune<sup>®</sup>) pharmacokinetics (at doses of 275 to 415 mg/day) were unaffected by single and multiple doses of 1.5 g twice daily of MMF in 10 stable kidney transplant patients. The mean ( $\pm$ SD) AUC<sub>(0-12h)</sub> and C<sub>max</sub> of cyclosporine after 14 days of multiple doses of MMF were 3290 ( $\pm$ 822) ng•h/mL and 753 ( $\pm$ 161) ng/mL, respectively, compared to 3245 ( $\pm$ 1088) ng•h/mL and 700 ( $\pm$ 246) ng/mL, respectively, 1 week before administration of MMF. Cyclosporine A interferes with MPA enterohepatic recirculation. In kidney transplant patients, mean MPA exposure (AUC<sub>(0-12h)</sub>) was approximately 30-50% greater when MMF was administered without cyclosporine compared with when MMF was coadministered with cyclosporine. This interaction is due to cyclosporine inhibition of multidrug-resistance-associated protein 2 (MRP-2) transporter in the biliary tract, thereby preventing the excretion of MPAG into the bile that would lead to enterohepatic recirculation of MPA. This information should be taken into consideration when MMF is used without cyclosporine.

**Drugs Affecting Glucuronidation:** Concomitant administration of drugs inhibiting glucuronidation of MPA may increase MPA exposure (e.g., increase of MPA AUC<sub>(0-∞)</sub> by 35% was observed with concomitant administration of isavuconazole).

Concomitant administration of telmisartan and mycophenolate mofetil resulted in an approximately 30% decrease in MPA concentrations. Telmisartan changes MPA's elimination by enhancing PPAR gamma (peroxisome proliferator-activated receptor gamma) expression, which in turn results in an enhanced UGT1A9 expression and glucuronidation activity.

**Ganciclovir:** Following single-dose administration to 12 stable kidney transplant patients, no pharmacokinetic interaction was observed between MMF (1.5 g) and intravenous ganciclovir (5 mg/kg). Mean ( $\pm$ SD) ganciclovir AUC and C<sub>max</sub> (n=10) were 54.3 ( $\pm$ 19.0) mcg•h/mL and 11.5 ( $\pm$ 1.8) mcg/mL, respectively, after coadministration of the two drugs, compared to 51.0 ( $\pm$ 17.0) mcg•h/mL and 10.6 ( $\pm$ 2.0) mcg/mL, respectively, after administration of intravenous ganciclovir alone. The mean ( $\pm$ SD) AUC and C<sub>max</sub> of MPA (n=12) after coadministration were 80.9 ( $\pm$ 21.6) mcg•h/mL and 27.8 ( $\pm$ 13.9) mcg/mL, respectively, compared to values of 80.3 ( $\pm$ 16.4) mcg•h/mL and 30.9 ( $\pm$ 11.2) mcg/mL, respectively, after administration of MMF alone.

**Oral Contraceptives:** A study of coadministration of mycophenolate mofetil (1 g twice daily) and combined oral contraceptives containing ethinylestradiol (0.02 mg to 0.04 mg) and levonorgestrel (0.05 mg to 0.20 mg), desogestrel (0.15 mg) or gestodene (0.05 mg to 0.10 mg) was conducted in 18 women with psoriasis over 3 consecutive menstrual cycles. Mean serum levels of LH, FSH and progesterone were not significantly affected. Mean AUC<sub>(0-24h)</sub> was similar for ethinylestradiol and 3-keto desogestrel; however, mean levonorgestrel AUC<sub>(0-24h)</sub> significantly decreased by about 15%. There was large inter-patient variability (%CV in the range of 60% to 70%) in the data, especially for ethinylestradiol.

**Sevelamer:** Concomitant administration of sevelamer and MMF in adult and pediatric patients decreased the mean MPA C<sub>max</sub> and AUC<sub>(0-12h)</sub> by 36% and 26% respectively.

**Antimicrobials:** Antimicrobials eliminating beta-glucuronidase-producing bacteria in the intestine (e.g. aminoglycoside, cephalosporin, fluoroquinolone, and penicillin classes of antimicrobials) may interfere with the MPAG/MPA enterohepatic recirculation thus leading to reduced systemic MPA exposure. Information concerning antibiotics is as follows:

- **Trimethoprim/Sulfamethoxazole:** Following single-dose administration of MMF (1.5 g) to 12 healthy male volunteers on day 8 of a 10-day course of trimethoprim 160 mg/sulfamethoxazole 800 mg administered twice daily, no effect on the bioavailability of MPA was observed. The mean ( $\pm$ SD) AUC and C<sub>max</sub> of MPA after concomitant administration were 75.2 ( $\pm$ 19.8) mcg•h/mL and 34.0 ( $\pm$ 6.6) mcg/mL, respectively, compared to 79.2 ( $\pm$ 27.9) mcg•h/mL and 34.2 ( $\pm$ 10.7) mcg/mL, respectively, after administration of MMF alone.
- **Norfloxacin and Metronidazole:** Following single-dose administration of MMF (1 g) to 11 healthy volunteers on day 4 of a 5-day course of a combination of norfloxacin and metronidazole, the mean MPA AUC<sub>(0-48h)</sub> was significantly reduced by 33% compared to the administration of MMF alone (p<0.05). The mean ( $\pm$ SD) MPA AUC<sub>(0-48h)</sub> after coadministration of MMF with norfloxacin or metronidazole separately was 48.3 ( $\pm$ 24) mcg•h/mL and 42.7 ( $\pm$ 23) mcg•h/mL, respectively, compared with 56.2 ( $\pm$ 24) mcg•h/mL after administration of MMF alone.
- **Ciprofloxacin and Amoxicillin Plus Clavulanic Acid:** A total of 64 mycophenolate mofetil-treated kidney transplant recipients received either oral ciprofloxacin 500 mg

twice daily or amoxicillin plus clavulanic acid 375 mg three times daily for 7 or at least 14 days, respectively. Approximately 50% reductions in median trough MPA concentrations (pre-dose) from baseline (mycophenolate mofetil alone) were observed in 3 days following commencement of oral ciprofloxacin or amoxicillin plus clavulanic acid. These reductions in trough MPA concentrations tended to diminish within 14 days of antimicrobial therapy and ceased within 3 days of discontinuation of antibiotics.

- Rifampin: In a single heart-lung transplant patient, after correction for dose, a 67% decrease in MPA exposure (AUC<sub>(0-12h)</sub>) has been observed with concomitant administration of MMF and rifampin.

## 13 NONCLINICAL TOXICOLOGY

### 13.1 Carcinogenesis, Mutagenesis, Impairment of Fertility

In a 104-week oral carcinogenicity study in mice, MMF in daily doses up to 180 mg/kg was not tumorigenic. The highest dose tested was 0.2 times the recommended clinical dose (2 g/day) in renal transplant patients and 0.15 times the recommended clinical dose (3 g/day) in cardiac transplant patients when corrected for differences in body surface area (BSA). In a 104-week oral carcinogenicity study in rats, MMF in daily doses up to 15 mg/kg was not tumorigenic. The highest dose was 0.035 times the recommended clinical dose in kidney transplant patients and 0.025 times the recommended clinical dose in heart transplant patients when corrected for BSA. While these animal doses were lower than those given to patients, they were maximal in those species and were considered adequate to evaluate the potential for human risk [see *Warnings and Precautions* ( 5.2)].

The genotoxic potential of MMF was determined in five assays. MMF was genotoxic in the mouse lymphoma/thymidine kinase assay and the *in vivo* mouse micronucleus assay. MMF was not genotoxic in the bacterial mutation assay, the yeast mitotic gene conversion assay or the Chinese hamster ovary cell chromosomal aberration assay.

MMF had no effect on fertility of male rats at oral doses up to 20 mg/kg/day. This dose represents 0.05 times the recommended clinical dose in renal transplant patients and 0.03 times the recommended clinical dose in cardiac transplant patients when corrected for BSA. In a female fertility and reproduction study conducted in rats, oral doses of 4.5 mg/kg/day caused malformations (principally of the head and eyes) in the first generation offspring in the absence of maternal toxicity. This dose was 0.01 times the recommended clinical dose in renal transplant patients and 0.005 times the recommended clinical dose in cardiac transplant patients when corrected for BSA. No effects on fertility or reproductive parameters were evident in the dams or in the subsequent generation.

## 14 CLINICAL STUDIES

### 14.1 Kidney Transplantation

*Adults:* The three *de novo* kidney transplantation studies compared two dose levels of oral mycophenolate mofetil (1 g twice daily and 1.5 g twice daily) with azathioprine (2 studies) or placebo (1 study) to prevent acute rejection episodes. One of the two studies with azathioprine (AZA) control arm also included anti-thymocyte globulin (ATGAM<sup>®</sup>) induction therapy. The geographic location of the investigational sites of these studies are included in **Table 13**.

In all three *de novo* kidney transplantation studies, the primary efficacy endpoint was the proportion of patients in each treatment group who experienced treatment failure within the first 6 months after transplantation. Treatment failure was defined as biopsy-proven acute rejection on treatment or the occurrence of death, graft loss or early termination from the study for any reason without prior biopsy-proven rejection.

Mycophenolate mofetil, in combination with corticosteroids and cyclosporine, reduced (statistically significant at 0.05 level) the incidence of treatment failure within the first 6 months following transplantation ( **Table 13**). Patients who prematurely discontinued treatment were followed for the occurrence of death or graft loss, and the cumulative incidence of graft loss and patient death combined are summarized in **Table 14**. Patients who prematurely discontinued treatment were not followed for the occurrence of acute rejection after termination.



**Table 13. Treatment Failure in De Novo Kidney Transplantation Studies**

<b>USA Study (N=499 Patients)</b>	<b>Mycophenolate Mofetil 2 g/day (n=167 Patients)</b>	<b>Mycophenolate Mofetil 3 g/day (n=166 Patients)</b>	<b>AZA 1 to 2 mg/kg/day (n=166 Patients)</b>
	All 3 groups received anti-thymocyte globulin induction, cyclosporine and corticosteroids		
All Treatment Failures	31.1%	31.3%	47.6%
Early Termination Without Prior Acute Rejection	9.6%	12.7%	6.0%
Biopsy-proven Rejection Episode on Treatment	19.8%	17.5%	38.0%
<b>Europe/Canada/ Australia Study (N=503 Patients)</b>	<b>Mycophenolate Mofetil 2 g/day (n=173 Patients)</b>	<b>Mycophenolate Mofetil 3 g/day (n=164 Patients)</b>	<b>AZA 100 to 150 mg/day (n=166 Patients)</b>
	No induction treatment administered; all 3 groups received cyclosporine and corticosteroids.		
All Treatment Failures	38.2%	34.8%	50.0%
Early Termination Without Prior Acute Rejection	13.9%	15.2%	10.2%
Biopsy-proven Rejection Episode on Treatment	19.7%	15.9%	35.5%
<b>Europe Study (N=491 Patients)</b>	<b>Mycophenolate Mofetil 2 g/day (n=165 Patients)</b>	<b>Mycophenolate Mofetil 3 g/day (n=160 Patients)</b>	<b>Placebo (n=166 Patients)</b>
	No induction treatment administered; all 3 groups received cyclosporine and corticosteroids.		
All Treatment Failures	30.3%	38.8%	56.0%
Early Termination Without Prior Acute Rejection	11.5%	22.5%	7.2%
Biopsy-proven Rejection Episode on Treatment	17.0%	13.8%	46.4%

\*Does not include death and graft loss as reason for early termination.

No advantage of mycophenolate mofetil at 12 months with respect to graft loss or patient death (combined) was established ( **Table 14**). Numerically, patients receiving mycophenolate mofetil 2 g/day and 3 g/day experienced a better outcome than controls in all three studies; patients receiving mycophenolate mofetil 2 g/day experienced a better outcome than mycophenolate mofetil 3 g/day in two of the three studies. Patients in all treatment groups who terminated treatment early were found to have a poor outcome with respect to graft loss or patient death at 1 year.

**Table 14. De Novo Kidney Transplantation Studies Cumulative Incidence of Combined Graft Loss or Patient Death at 12 Months**

<b>Study</b>	<b>Mycophenolate Mofetil 2 g/day</b>	<b>Mycophenolate Mofetil 3 g/day</b>	<b>Control (AZA or Placebo)</b>
USA	8.5%	11.5%	12.2%
Europe/Canada/Australia	11.7%	11.0%	13.6%
Europe	8.5%	10.0%	11.5%

*Pediatrics- De Novo Kidney transplantation PK Study with Long Term Follow-Up:* One open-label, safety and pharmacokinetic study of mycophenolate mofetil oral suspension 600 mg/m<sup>2</sup> twice daily (up to 1 g twice daily) in combination with cyclosporine and corticosteroids was performed at centers in the United States (9), Europe (5) and Australia (1) in 100 pediatric patients (3 months to 18 years of age) for the prevention of renal allograft rejection. Mycophenolate mofetil was well tolerated in pediatric patients [see *Adverse Reactions* ( 6.1)], and the pharmacokinetics profile was similar to that seen in adult patients dosed with 1 g twice daily mycophenolate mofetil capsules [see *Clinical Pharmacology* ( 12.3)]. The rate of biopsy-proven rejection was similar across the age

groups (3 months to <6 years, 6 years to <12 years, 12 years to 18 years). The overall biopsy-proven rejection rate at 6 months was comparable to adults. The combined incidence of graft loss (5%) and patient death (2%) at 12 months post-transplant was similar to that observed in adult kidney transplant patients.

## 14.2 Heart Transplantation

A double-blind, randomized, comparative, parallel-group, multicenter study in primary *de novo* heart transplant recipients was performed at centers in the United States (20), in Canada (1), in Europe (5) and in Australia (2). The total number of patients enrolled (ITT population) was 650; 72 never received the study drug and 578 received study drug (Safety Population). Patients received mycophenolate mofetil 1.5 g twice daily (n=289) or AZA 1.5 to 3 mg/kg/day (n=289), in combination with cyclosporine (Sandimmune<sup>®</sup> or Neoral<sup>®</sup>) and corticosteroids as maintenance immunosuppressive therapy. The two primary efficacy endpoints were: (1) the proportion of patients who, after transplantation, had at least one endomyocardial biopsy-proven rejection with hemodynamic compromise, or were re-transplanted or died, within the first 6 months, and (2) the proportion of patients who died or were re-transplanted during the first 12 months following transplantation. Patients who prematurely discontinued treatment were followed for the occurrence of allograft rejection for up to 6 months and for the occurrence of death for 1 year.

The analyses of the endpoints showed:

- Rejection: No difference was established between mycophenolate mofetil and AZA with respect to biopsy-proven rejection with hemodynamic compromise.
- Survival: Mycophenolate mofetil was shown to be at least as effective as AZA in preventing death or re-transplantation at 1 year (see **Table 15**).

**Table 15. De Novo Heart Transplantation Study Rejection at 6 Months/Death or Re-transplantation at 1 Year**

	All Patients (ITT)		Treated Patients	
	AZA N = 323	Mycophenolate Mofetil N = 327	AZA N = 289	Mycophenolate Mofetil N = 289
Biopsy-proven Rejection with Hemodynamic Compromise at 6 Months *	121 (38%)	120 (37%)	100 (35%)	92 (32%)
Death or Re-transplantation at 1 Year	49 (15.2%)	42 (12.8%)	33 (11.4%)	18 (6.2%)

\* Hemodynamic compromise occurred if any of the following criteria were met: pulmonary capillary wedge pressure  $\geq 20$  mm or a 25% increase; cardiac index  $< 2.0$  L/min/m<sup>2</sup> or a 25% decrease; ejection fraction  $\leq 30\%$ ; pulmonary artery oxygen saturation  $\leq 60\%$  or a 25% decrease; presence of new S 3 gallop; fractional shortening was  $\leq 20\%$  or a 25% decrease; inotropic support required to manage the clinical condition.

## 14.3 Liver Transplantation

A double-blind, randomized, comparative, parallel-group, multicenter study in primary hepatic transplant recipients was performed at centers in the United States (16), in Canada (2), in Europe (4) and in Australia (1). The total number of patients enrolled was 565. Per protocol, patients received mycophenolate mofetil 1 g twice daily intravenously for up to 14 days followed by mycophenolate mofetil 1.5 g twice daily orally or AZA 1 to 2 mg/kg/day intravenously followed by AZA 1 to 2 mg/kg/day orally, in combination with cyclosporine (Neoral<sup>®</sup>) and corticosteroids as maintenance immunosuppressive therapy. The actual median oral dose of AZA on study was 1.5 mg/kg/day (range of 0.3 to 3.8 mg/kg/day) initially and 1.26 mg/kg/day (range of 0.3 to 3.8 mg/kg/day) at 12 months. The two primary endpoints were: (1) the proportion of patients who experienced, in the first 6 months post-transplantation, one or more episodes of biopsy-proven and treated rejection or death or re-transplantation, and (2) the proportion of patients who experienced graft loss (death or re-transplantation) during the first 12 months post-transplantation. Patients who prematurely discontinued treatment were followed for the occurrence of allograft rejection and for the occurrence of graft loss (death or re-transplantation) for 1 year.

In combination with corticosteroids and cyclosporine, mycophenolate mofetil demonstrated a lower rate of acute rejection at 6 months and a similar rate of death or re-transplantation at 1 year compared to AZA ( **Table 16**).

**Table 16. De Novo Liver Transplantation Study Rejection at 6 Months/Death or Retransplantation at 1 Year**

	<b>AZA N = 287</b>	<b>Mycophenolate Mofetil N = 278</b>
Biopsy-proven, Treated Rejection at 6 Months (Includes Death or Re-transplantation)	137 (47.7%)	107 (38.5%)
Death or Re-transplantation at 1 Year	42 (14.6%)	41 (14.7%)

## 15 REFERENCES

1. "OSHA Hazardous Drugs." OSHA.  
<http://www.osha.gov/SLTC/hazardousdrugs/index.html>

## 16 HOW SUPPLIED/STORAGE AND HANDLING

### 16.1 Handling and Disposal

Mycophenolate mofetil (MMF) has demonstrated teratogenic effects in humans [see *Warnings and Precautions ( 5.1) and Use in Specific Populations ( 8.1)*]. Mycophenolate mofetil tablets should not be crushed and mycophenolate mofetil capsules should not be opened or crushed. Avoid inhalation or direct contact with skin or mucous membranes of the powder contained in mycophenolate mofetil capsules. Follow applicable special handling and disposal procedures <sup>1</sup>.

### 16.2 Mycophenolate Mofetil Capsules 250 mg

**250 mg capsules are supplied as caramel opaque/blue opaque capsules with product identification "54 848" printed in black ink on the cap and body, containing a white to off-white powder.**

Unit dose packages of 100 (10 × 10) NDC 60687-494-01

Storage

Store at 20° to 25°C (68° to 77°F). [See USP Controlled Room Temperature.]

**FOR YOUR PROTECTION:** Do not use if blister is torn or broken.

## 17 PATIENT COUNSELING INFORMATION

Advise the patient to read the FDA-approved patient labeling ( Medication Guide).

### 17.1 Embryofetal Toxicity

*Pregnancy Loss and Malformations:*

- Inform females of reproductive potential and pregnant women that use of mycophenolate mofetil during pregnancy is associated with an increased risk of first trimester pregnancy loss and an increased risk of congenital malformations. Advise that they must use an acceptable form of contraception [see *Warnings and Precautions ( 5.1), Use in Specific Populations ( 8.1, 8.3)*].
- Encourage pregnant women to enroll in the Pregnancy Exposure Registry. This registry monitors pregnancy outcomes in women exposed to mycophenolate [see *Use in Specific Populations ( 8.1)*].

*Contraception:*

- Discuss pregnancy testing, pregnancy prevention and planning with females of reproductive potential [see *Use in Specific Populations ( 8.3)*].
- Females of reproductive potential must use an acceptable form of birth control during the entire mycophenolate mofetil therapy and for 6 weeks after stopping mycophenolate mofetil, unless the patient chooses abstinence. Mycophenolate mofetil may reduce effectiveness of oral contraceptives. Use of additional barrier contraceptive methods is recommended [see *Use in Specific Populations ( 8.3)*].

- For patients who are considering pregnancy, discuss appropriate alternative immunosuppressants with less potential for embryofetal toxicity. Risks and benefits of mycophenolate mofetil should be discussed with the patient.
- Advise sexually active male patients and/or their partners to use effective contraception during the treatment of the male patient and for at least 90 days after cessation of treatment. This recommendation is based on findings of animal studies [see *Use in Specific Populations ( 8.3)*, *Nonclinical Toxicology ( 13.1)*].

### **17.2 Development of Lymphoma and Other Malignancies**

- Inform patients that they are at increased risk of developing lymphomas and other malignancies, particularly of the skin, due to immunosuppression [see *Warnings and Precautions ( 5.2)*].
- Advise patients to limit exposure to sunlight and ultraviolet (UV) light by wearing protective clothing and use of broad-spectrum sunscreen with high protection factor.

### **17.3 Increased Risk of Serious Infections**

Inform patients that they are at increased risk of developing a variety of infections due to immunosuppression. Instruct them to contact their physician if they develop any of the signs and symptoms of infection explained in the Medication Guide [see *Warnings and Precautions ( 5.3)*].

### **17.4 Blood Dyscrasias**

Inform patients that they are at increased risk for developing blood adverse effects such as anemia or low white blood cells. Advise patients to immediately contact their healthcare provider if they experience any evidence of infection, unexpected bruising, or bleeding, or any other manifestation of bone marrow suppression [see *Warnings and Precautions ( 5.4)*].

### **17.5 Gastrointestinal Tract Complications**

Inform patients that mycophenolate mofetil can cause gastrointestinal tract complications including bleeding, intestinal perforations, and gastric or duodenal ulcers. Advise the patient to contact their healthcare provider if they have symptoms of gastrointestinal bleeding, or sudden onset or persistent abdominal pain [see *Warnings and Precautions ( 5.5)*].

### **17.6 Acute Inflammatory Syndrome**

Inform patients that acute inflammatory reactions have been reported in some patients who received mycophenolate mofetil. Some reactions were severe, requiring hospitalization. Advise patients to contact their physician if they develop fever, joint stiffness, joint pain or muscle pains [see *Warnings and Precautions ( 5.7)*].

### **17.7 Immunizations**

Inform patients that mycophenolate mofetil can interfere with the usual response to immunizations. Before seeking vaccines on their own, advise patients to discuss first with their physician [see *Warnings and Precautions ( 5.8)*].

### **17.8 Administration Instructions**

- Advise patients not to crush mycophenolate mofetil tablets and not to open mycophenolate mofetil capsules.
- Advise patients to avoid inhalation or contact of the skin or mucous membranes with the powder contained in mycophenolate mofetil capsules. If such contact occurs, they must wash the area of contact thoroughly with soap and water. In case of ocular contact, rinse eyes with plain water.
- Advise patients to take a missed dose as soon as they remember, except if it is closer than 2 hours to the next scheduled dose; in this case they should continue to take mycophenolate mofetil at the usual times.

### **17.9 Blood Donation**

Advise patients not to donate blood during therapy and for at least 6 weeks following discontinuation of mycophenolate mofetil [see *Warnings and Precautions ( 5.11)*].

### 17.10 Semen Donation

Advise males of childbearing potential not to donate semen during therapy and for 90 days following discontinuation of mycophenolate mofetil [see *Warnings and Precautions* ( 5.12)].

### 17.11 Potential to Impair Driving and Use of Machinery

Advise patients that mycophenolate mofetil can affect the ability to drive or operate machines. Patients should avoid driving or operating machines if they experience somnolence, confusion, dizziness, tremor or hypotension during treatment with mycophenolate mofetil [see *Warnings and Precautions* ( 5.14)].

### PACKAGING INFORMATION

American Health Packaging unit dose blisters (see How Supplied section), contain drug product from Hikma Pharmaceuticals USA Inc. as follows:  
(250 mg/ 100 UD) NDC 60687-494-01 packaged from NDC 0054-0163

Distributed by:

**American Heath Packaging**

Columbus, OH 43217

**8449401/0922**

### Medication Guide

**8449401/0922**  
**Mycophenolate Mofetil**  
**Capsules, USP and Tablets, USP**  
**(mye" koe fen' oh late moe' fe til)**  
**Rx Only**

Read the Medication Guide that comes with mycophenolate mofetil before you start taking it and each time you refill your prescription. There may be new information. This Medication Guide does not take the place of talking with your doctor about your medical condition or treatment.

**What is the most important information I should know about mycophenolate mofetil? Mycophenolate mofetil can cause serious side effects, including: Increased risk of loss of a pregnancy (miscarriage) and higher risk of birth defects.** Females who take mycophenolate mofetil during pregnancy have a higher risk of miscarriage during the first 3 months (first trimester), and a higher risk that their baby will be born with birth defects.

- **If you are a female who can become pregnant,** your doctor must talk with you about acceptable birth control methods (contraceptive counseling) to use while taking mycophenolate mofetil. You should have 1 pregnancy test immediately before starting mycophenolate mofetil and another pregnancy test 8 to 10 days later. Pregnancy tests should be repeated during routine follow-up visits with your doctor. Talk to your doctor about the results of all of your pregnancy tests.
- You must use acceptable birth control during your entire mycophenolate mofetil treatment and for 6 weeks after stopping mycophenolate mofetil, unless at any time you choose to avoid sexual intercourse (abstinence) with a man completely. Mycophenolate mofetil decreases blood levels of the hormones in birth control pills that you take by mouth. Birth control pills may not work as well while you take mycophenolate mofetil, and you could become pregnant. If you take birth control pills while using mycophenolate mofetil you must also use another form of birth control. Talk to your doctor about other birth control methods that you can use while taking mycophenolate mofetil.
- **If you are a sexually active male whose female partner can become pregnant while you are taking mycophenolate mofetil,** use effective contraception during treatment and for at least 90 days after stopping mycophenolate mofetil.
- **If you plan to become pregnant,** talk with your doctor. Your doctor will decide if other medicines to prevent rejection may be right for you.
- **If you become pregnant while taking mycophenolate mofetil, do not stop taking mycophenolate mofetil. Call your doctor right away.** You and your doctor may decide that other medicines to prevent rejection may be right for you. You and your doctor should report your pregnancy to the Mycophenolate Pregnancy Registry either:

- By phone at 1-800-617-8191 **or**
- By visiting the REMS website at: **www.mycophenolateREMS.com**
- The purpose of this registry is to gather information about the health of you and your baby.

**Increased risk of getting certain cancers.** People who take mycophenolate mofetil have a higher risk of getting lymphoma, and other cancers, especially skin cancer. Tell your doctor if you have:

- unexplained fever, prolonged tiredness, weight loss or lymph node swelling
- a change in the size and color of a mole
- a brown or black skin lesion with uneven borders, or one part of the lesion does not look like the other
- a new skin lesion or bump
- any other changes to your health

**Increased risk of getting serious infections.** Mycophenolate mofetil weakens the body's immune system and affects your ability to fight infections. Serious infections can happen with mycophenolate mofetil and can lead to hospitalizations and death. These serious infections can include:

- **Viral infections.** Certain viruses can live in your body and cause active infections when your immune system is weak. Viral infections that can happen with mycophenolate mofetil include:
  - Shingles, other herpes infections, and cytomegalovirus (CMV). CMV can cause serious tissue and blood infections.
  - BK virus. BK virus can affect how your kidney works and cause your transplanted kidney to fail.
  - Hepatitis B and C viruses. Hepatitis viruses can affect how your liver works. Talk to your doctor about how hepatitis viruses may affect you.
  - COVID-19
- **A brain infection called Progressive Multifocal Leukoencephalopathy (PML).** In some patients, mycophenolate mofetil may cause an infection of the brain that may cause death. You are at risk for this brain infection because you have a weakened immune system. Call your doctor right away if you have any of the following symptoms:
  - weakness on one side of the body
  - you do not care about things you usually care about (apathy)
  - you are confused or have problems thinking
  - you cannot control your muscles
- **Fungal infections.** Yeasts and other types of fungal infections can happen with mycophenolate mofetil and can cause serious tissue and blood infections (**See "What are the possible side effects of mycophenolate mofetil?"**).

**Call your doctor right away if you have any of the following signs and symptoms of infection:**

- temperature of 100.5°F or greater
- cold symptoms, such as a runny nose or sore throat
- flu symptoms, such as an upset stomach, stomach pain, vomiting or diarrhea
- earache or headache
- pain during urination
- white patches in the mouth or throat
- unexpected bruising or bleeding
- cuts, scrapes or incisions that are red, warm and oozing pus

See **"What are the possible side effects of mycophenolate mofetil?"** for information about other serious side effects.

**What is mycophenolate mofetil?**

- Mycophenolate Mofetil is a prescription medicine to prevent rejection (antirejection medicine) in people who have received a kidney, heart or liver transplant. Rejection is when the body's immune system perceives the new organ as a "foreign" threat and attacks it.
- Mycophenolate Mofetil is used with other medicines containing cyclosporine and corticosteroids.

**Who should not take mycophenolate mofetil?**

**Do not take mycophenolate mofetil if you are allergic to mycophenolate mofetil or any of the ingredients in Mycophenolate Mofetil Capsules, USP and**

**Mycophenolate Tablets, USP.** See the end of this Medication Guide for a complete list of ingredients in Mycophenolate Mofetil Capsules, USP and Mycophenolate Tablets, USP.

**What should I tell my doctor before taking mycophenolate mofetil?**

**Tell your doctor about all of your medical conditions, including if you:**

- have any digestive problems, such as ulcers.
- have Lesch-Nyhan syndrome, Kelley-Seegmiller syndrome, or another rare inherited deficiency hypoxanthine-guanine phosphoribosyl-transferase (HGPRT). You should not take mycophenolate mofetil if you have one of these disorders.
- plan to receive any vaccines. People taking mycophenolate mofetil should not receive live vaccines. Some vaccines may not work as well during treatment with mycophenolate mofetil.
- are pregnant or plan to become pregnant. See **“What is the most important information I should know about mycophenolate mofetil?”**
- are breastfeeding or plan to breastfeed. It is not known if mycophenolate mofetil passes into breast milk. You and your doctor will decide if you will take mycophenolate mofetil or breastfeed.

**Tell your healthcare provider about all the medicines you take,** including prescription and over-the-counter medicines, vitamins and herbal supplements. Some medicines may affect the way mycophenolate mofetil works, and mycophenolate mofetil may affect how some medicines work.

Especially tell your doctor if you take:

- birth control pills (oral contraceptives). See **“What is the most important information I should know about mycophenolate mofetil?”**
- sevelamer (Renagel<sup>®</sup>, Renvela<sup>™</sup>). These products should be taken at least 2 hours after taking mycophenolate mofetil.
- acyclovir (Zovirax<sup>®</sup>), valacyclovir (Valtrex<sup>®</sup>), ganciclovir (CYTOVENE<sup>®</sup>-IV, Vitrasert<sup>®</sup>), valganciclovir (VALCYTE<sup>®</sup>).
- rifampin (Rifater<sup>®</sup>, Rifamate<sup>®</sup>, Rimactane<sup>®</sup>, Rifadin<sup>®</sup>).
- antacids that contain magnesium and aluminum (mycophenolate mofetil and the antacid should not be taken at the same time).
- proton pump inhibitors (PPIs) (Prevacid<sup>®</sup>, Protonix<sup>®</sup>).
- sulfamethoxazole/trimethoprim (BACTRIM<sup>™</sup>, BACTRIM DS<sup>™</sup>).
- norfloxacin (Noroxin<sup>®</sup>) and metronidazole (Flagyl<sup>®</sup>, Flagyl<sup>®</sup> ER, Flagyl<sup>®</sup> IV, Metro IV, Helidac<sup>®</sup>, Pylera<sup>™</sup>).
- ciprofloxacin (Cipro<sup>®</sup>, Cipro<sup>®</sup> XR, Ciloxan<sup>®</sup>, Proquin<sup>®</sup> XR) and amoxicillin plus clavulanic acid (Augmentin<sup>®</sup>, Augmentin XR<sup>™</sup>).
- azathioprine (Azasan<sup>®</sup>, Imuran<sup>®</sup>).
- cholestyramine (Questran Light<sup>®</sup>, Questran<sup>®</sup>, Locholest Light, Locholest, Prevalite<sup>®</sup>).

Know the medicines you take. Keep a list of them to show to your doctor or nurse and pharmacist when you get a new medicine. Do not take any new medicine without talking with your doctor.

**How should I take mycophenolate mofetil?**

- Take mycophenolate mofetil exactly as prescribed.
- Do not stop taking mycophenolate mofetil or change the dose unless your doctor tells you to.
- If you miss a dose of mycophenolate mofetil, or you are not sure when you took your last dose, take your prescribed dose of mycophenolate mofetil as soon as you remember. If your next dose is less than 2 hours away, skip the missed dose and take your next dose at your normal scheduled time. Do not take 2 doses at the same time. Call your doctor if you are not sure what to do.
- Take mycophenolate mofetil capsules and tablets on an empty stomach, unless your doctor tells you otherwise.
- **Do not** crush mycophenolate mofetil tablets.
- **Do not** open or crush mycophenolate mofetil capsules.
- **Do not** breathe in (inhale) or let mycophenolate mofetil powder come in contact with your skin or mucous membranes.
  - If you accidentally get the powder on the skin, wash the area well with soap and water.
  - If you accidentally get the powder in your eyes or other mucous membranes, flush with plain water.
- If you take too much mycophenolate mofetil, call your doctor or the poison control

center right away.

### **What should I avoid while taking mycophenolate mofetil?**

- Avoid becoming pregnant. See **“What is the most important information I should know about mycophenolate mofetil?”**
- Limit the amount of time you spend in sunlight. Avoid using tanning beds or sunlamps. People who take mycophenolate mofetil have a higher risk of getting skin cancer (See **“What is the most important information I should know about mycophenolate mofetil?”** ). Wear protective clothing when you are in the sun and use a broad-spectrum sunscreen with a high protection factor. This is especially important if your skin is very fair or if you have a family history of skin cancer.
- You should not donate blood while taking mycophenolate mofetil and for at least 6 weeks after stopping mycophenolate mofetil.
- You should not donate sperm while taking mycophenolate mofetil and for 90 days after stopping mycophenolate mofetil.
- Mycophenolate mofetil may influence your ability to drive and use machines (See **“What are the possible side effects of mycophenolate mofetil”** ). If you experience drowsiness, confusion, dizziness, tremor, or low blood pressure during treatment with mycophenolate mofetil, you should be cautious about driving or using heavy machines.

### **What are the possible side effects of mycophenolate mofetil?**

#### **Mycophenolate mofetil may cause serious side effects, including:**

- See **“What is the most important information I should know about mycophenolate mofetil?”**
- **Low blood cell counts.** People taking high doses of mycophenolate mofetil each day may have a decrease in blood counts, including:
  - **white blood cells, especially neutrophils.** Neutrophils fight against bacterial infections. You have a higher chance of getting an infection when your white blood cell count is low. This is most common from 1 month to 6 months after your transplant.
  - **red blood cells.** Red blood cells carry oxygen to your body tissues. You have a higher chance of getting severe anemia when your red blood cell count is low.
  - **platelets.** Platelets help with blood clotting.
- Your doctor will do blood tests before you start taking mycophenolate mofetil and during treatment with mycophenolate mofetil to check your blood cell counts. Tell your doctor right away if you have any signs of infection (See **“What is the most important information I should know about mycophenolate mofetil?”**), including any unexpected bruising or bleeding. Also, tell your doctor if you have unusual tiredness, lack of energy, dizziness or fainting.
- **Stomach problems.** Stomach problems including intestinal bleeding, a tear in your intestinal wall (perforation) or stomach ulcers can happen in people who take mycophenolate mofetil. Bleeding can be severe and you may have to be hospitalized for treatment. Call your doctor right away if you have sudden or severe stomach-area pain or stomach-area pain that does not go away, or if you have diarrhea.
- **Inflammatory reactions.** Some people taking mycophenolate mofetil may have an inflammatory reaction with fever, joint stiffness, joint pain, and muscle pain. Some of these reactions may require hospitalization. This reaction could happen within weeks to months after your treatment with mycophenolate mofetil starts or if your dose is increased. Call your doctor right away if you experience these symptoms.

#### **The most common side effects of mycophenolate mofetil include:**

- diarrhea
- blood problems including low white and red blood cell counts
- infections
- blood pressure problems
- fast heartbeat
- changes in laboratory blood levels, including high levels of blood sugar (hyperglycemia)
- stomach problems including diarrhea, constipation, nausea and vomiting
- rash
- nervous system problems such as headache, dizziness and tremor
- swelling of the lower legs, ankles and feet

#### **Side effects that can happen more often in children than in adults taking mycophenolate mofetil include:**



- stomach area pain
- vomiting
- fever
- sore throat
- infection
- colds (respiratory tract infections)
- pain
- high blood pressure
- blood infection (sepsis)
- low white blood cell count
- diarrhea
- low red blood cell count

These are not all of the possible side effects of mycophenolate mofetil. Tell your doctor about any side effect that bothers you or that does not go away.

**Call your doctor for medical advice about side effects. You may report side effects to FDA at 1-800-FDA-1088.**

You may also report side effects to Hikma Pharmaceuticals USA Inc. at 1-800-962-8364.

**How should I store Mycophenolate Mofetil Capsules, USP and Mycophenolate Tablets, USP?**

- Store Mycophenolate Mofetil Capsules and Tablets, USP at 20° to 25°C (68° to 77°F). [See USP Controlled Room Temperature.]

**Keep Mycophenolate Mofetil Capsules, USP and Mycophenolate Mofetil Tablets, USP and all medicines out of the reach of children.**

**General information about the safe and effective use of mycophenolate mofetil.**

Medicines are sometimes prescribed for purposes other than those listed in a Medication Guide. Do not use mycophenolate mofetil for a condition for which it was not prescribed. Do not give mycophenolate mofetil to other people, even if they have the same symptoms that you have. It may harm them.

This Medication Guide summarizes the most important information about mycophenolate mofetil. If you would like more information, talk with your doctor. You can ask your doctor or pharmacist about mycophenolate mofetil that is written for health professionals.

**What are the ingredients in Mycophenolate Mofetil Capsules, USP and Mycophenolate Mofetil Tablets, USP?**

**Active ingredient:** mycophenolate mofetil, USP

**Inactive ingredients:**

**Mycophenolate Mofetil 250 mg capsules:** croscarmellose sodium, magnesium stearate, Opacode (Black) monogramming ink, povidone and pregelatinized starch. Opacode (Black) contains: ammonium hydroxide, ethanol, iron oxide black, isopropyl alcohol, n-butyl alcohol, propylene glycol and shellac glaze. The capsule shells contain: FD&C Blue #1, FD&C Red #3, gelatin, red iron oxide, titanium dioxide and yellow iron oxide.

**Mycophenolate Mofetil 500 mg tablets:** croscarmellose sodium, magnesium stearate, microcrystalline cellulose, Opadry II (White), povidone and pregelatinized starch. Opadry II (White) contains: hypromellose, macrogol, polydextrose, titanium dioxide and triacetin.

The brands listed are trademarks of their respective owners.

**This Medication Guide has been approved by the U.S. Food and Drug Administration.**

Distributed by:

**American Health Packaging**

Columbus, OH 43217

**8449401/0922**

**Package/Label Display Panel - Carton- 250 mg**

NDC 60687-**494**-01

**Mycophenolate Mofetil**  
Capsules, USP

**250 mg**

**100 Capsules (10 x 10)** Rx Only



(01) 0 03 60687 494 01 2

**PHARMACIST:** Dispense with the accompanying Medication Guide to each patient.

**CAUTION:** Special Handling and Disposal instructions see insert.

NDC 60687-**494**-01

**Mycophenolate Mofetil**  
Capsules, USP

**250 mg**

**100 Capsules (10 x 10)** Rx Only

**Each Capsule Contains:**  
Mycophenolate mofetil, USP ..... 250 mg  
**Usual Dosage:** See package insert for full prescribing information.  
**Store** at 20° to 25°C (68° to 77°F); excursions permitted between 15° to 30°C (59° to 86°F) [see USP Controlled Room Temperature].  
**Keep this and all drugs out of reach of children.**  
**FOR YOUR PROTECTION:** Do not use if blister is torn or broken.  
The drug product contained in this package is from NDC # 0054-0163, Hikma Pharmaceuticals USA Inc.  
Distributed by:  
American Health Packaging  
Columbus, Ohio 43217

749401  
0449401/0922

NDC 60687- **494**-01

**Mycophenolate Mofetil**  
Capsules, USP

**250 mg**

**100 Capsules (10 x 10)** Rx Only

**PHARMACIST:** Dispense with the accompanying Medication Guide to each patient.

**CAUTION:** Special Handling and Disposal instructions see insert.

**Each Capsule Contains:**

Mycophenolate mofetil USP .....250 mg

**Usual Dosage:** See package insert for full prescribing information.

**Store** at 20° to 25°C (68° to 77°F); excursions permitted between 15° to 30°C (59° to 86°F) [see USP Controlled

Room Temperature].

**Keep this and all drugs out of reach of children.**




**FOR YOUR PROTECTION:** Do not use if blister is torn or broken.

The drug product contained in this package is from NDC # 0054-0163, Hikma Pharmaceuticals USA Inc.

Distributed by  
American Health Packaging  
Columbus, Ohio 43217

749401  
0449401/0922

**Package/Label Display Panel - Blister - 250 mg**



Mycophenolate Mofetil  
Capsule, USP

**250 mg**

<b>MYCOPHENOLATE MOFETIL</b>			
mycophenolate mofetil capsule			
<b>Product Information</b>			
<b>Product Type</b>	HUMAN PRESCRIPTION DRUG	<b>Item Code (Source)</b>	NDC:60687-494(NDC:0054-0163)
<b>Route of Administration</b>	ORAL		
<b>Active Ingredient/Active Moiety</b>			
<b>Ingredient Name</b>		<b>Basis of Strength</b>	<b>Strength</b>
MYCOPHENOLATE MOFETIL (UNII: 9242ECW6R0) (MYCOPHENOLIC ACID - UNII:HU9DX48N0T)		MYCOPHENOLATE MOFETIL	250 mg
<b>Inactive Ingredients</b>			
<b>Ingredient Name</b>		<b>Strength</b>	

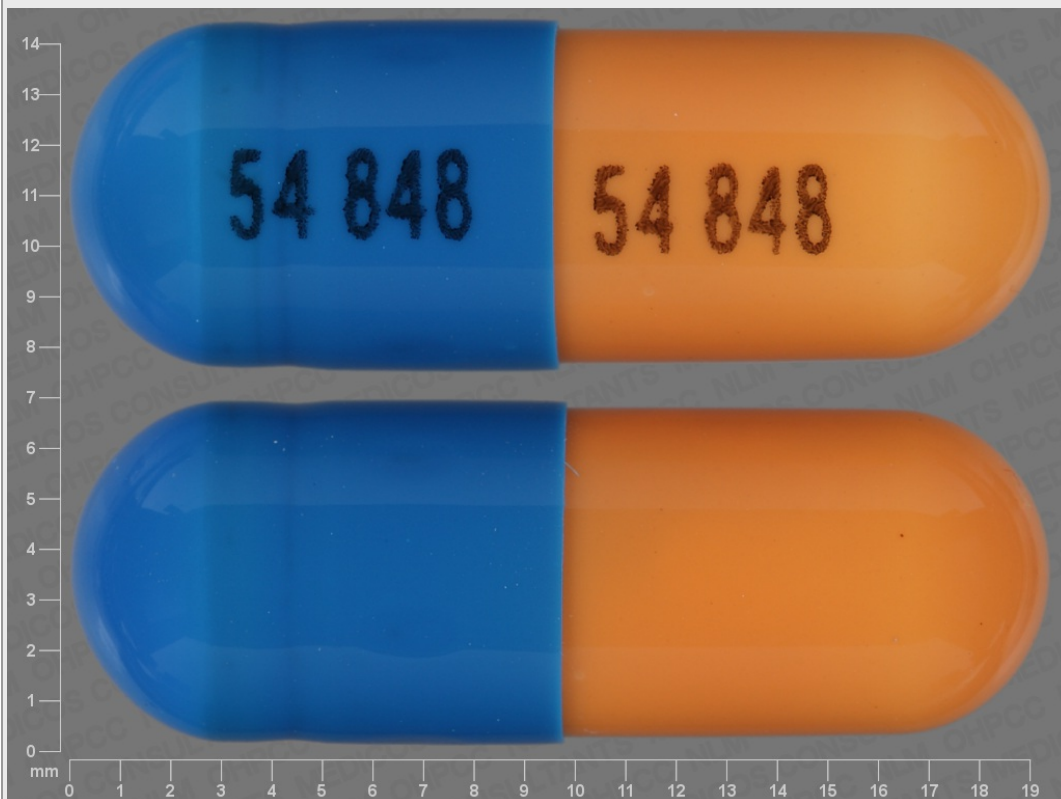
<b>CROSCARMELOSE SODIUM</b> (UNII: M28OL1HH48)
<b>MAGNESIUM STEARATE</b> (UNII: 70097M6I30)
<b>POVIDONE, UNSPECIFIED</b> (UNII: FZ989GH94E)
<b>STARCH, CORN</b> (UNII: O8232NY3SJ)
<b>AMMONIA</b> (UNII: 5138Q19F1X)
<b>ALCOHOL</b> (UNII: 3K9958V90M)
<b>FERROSFERRIC OXIDE</b> (UNII: XM0M87F357)
<b>ISOPROPYL ALCOHOL</b> (UNII: ND2M416302)
<b>BUTYL ALCOHOL</b> (UNII: 8PJ61P6TS3)
<b>PROPYLENE GLYCOL</b> (UNII: 6DC9Q167V3)
<b>SHELLAC</b> (UNII: 46N107B710)
<b>FD&amp;C BLUE NO. 1</b> (UNII: H3R47K3TBD)
<b>FD&amp;C RED NO. 3</b> (UNII: PN2ZH5LOQY)
<b>GELATIN, UNSPECIFIED</b> (UNII: 2G86QN327L)
<b>FERRIC OXIDE RED</b> (UNII: 1K09F3G675)
<b>TITANIUM DIOXIDE</b> (UNII: 15FIX9V2JP)
<b>FERRIC OXIDE YELLOW</b> (UNII: EX438O2MRT)

### Product Characteristics

<b>Color</b>	blue (opaque) , brown (caramel opaque)	<b>Score</b>	no score
<b>Shape</b>	CAPSULE	<b>Size</b>	19mm
<b>Flavor</b>		<b>Imprint Code</b>	54;848
<b>Contains</b>			

### Packaging

#	Item Code	Package Description	Marketing Start Date	Marketing End Date
1	NDC:60687-494-01	100 in 1 BOX, UNIT-DOSE	02/21/2020	
1	NDC:60687-494-11	1 in 1 BLISTER PACK; Type 0: Not a Combination Product		



### Marketing Information

Marketing Category	Application Number or Monograph Citation	Marketing Start Date	Marketing End Date
ANDA	ANDA065410	02/21/2020	

**Labeler** - American Health Packaging (929561009)

**Establishment**

Name	Address	ID/FEI	Business Operations
American Health Packaging		929561009	repack(60687-494)

Revised: 8/2023

American Health Packaging