

DOXYCYCLINE- doxycycline capsule

Mayne Pharma Inc.

Doxycycline Capsules, 50 mg, 75 mg, and 100 mg

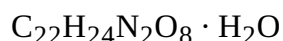
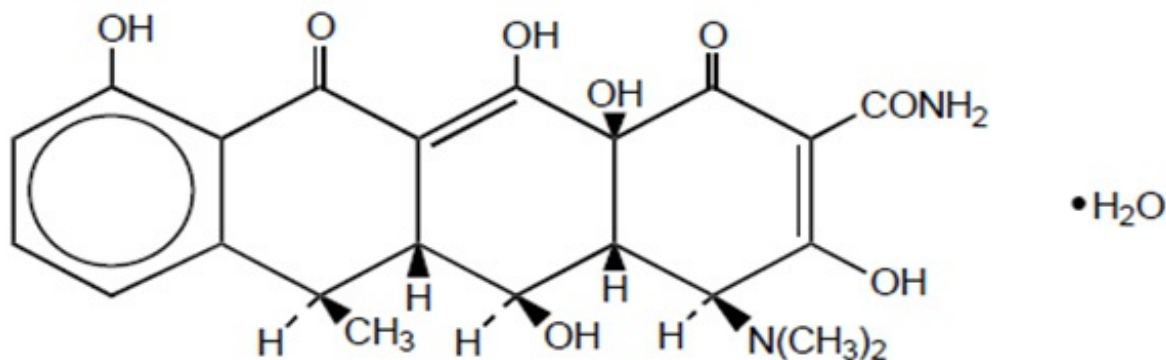
Rx only

To reduce the development of drug-resistant bacteria and maintain the effectiveness of doxycycline capsules and other antibacterial drugs, doxycycline capsules should be used only to treat or prevent infections that are proven or strongly suspected to be caused by bacteria.

DESCRIPTION

Doxycycline is a broad-spectrum antibacterial synthetically derived from oxytetracycline. Doxycycline capsules, USP 100 mg, 75 mg, and 50 mg capsules contain doxycycline monohydrate equivalent to 100 mg, 75 mg, or 50 mg of doxycycline for oral administration. The chemical designation of the light-yellow crystalline powder is alpha-6-deoxy-5-oxytetracycline.

Structural formula:



M.W. = 462.45

Doxycycline has a high degree of lipid solubility and a low affinity for calcium binding. It is highly stable in normal human serum. Doxycycline will not degrade into an epianhydro form.

Inert ingredients: colloidal silicon dioxide; magnesium stearate; microcrystalline cellulose; sodium starch glycolate; and a hard gelatin capsule which contains black iron oxide, red iron oxide, titanium dioxide, and yellow iron oxide for the 100 mg and 75 mg strengths, titanium dioxide and yellow iron oxide for the 50 mg strength. The capsules are printed with edible ink containing black iron oxide, propylene glycol, and shellac for the 50 mg, 75 mg, and 100 mg strengths.

CLINICAL PHARMACOLOGY

Tetracyclines are readily absorbed and are bound to plasma proteins in varying degrees. They are concentrated by the liver in the bile and excreted in the urine and feces at high concentrations in a biologically active form. Doxycycline is virtually completely absorbed after oral administration.

Following a 200 mg dose of doxycycline monohydrate, 24 normal adult volunteers averaged the following serum concentration values:

Time (hr):	0.5	1.0	1.5	2.0	3.0	4.0	8.0	12.0	24.0	48.0	72.0
------------	-----	-----	-----	-----	-----	-----	-----	------	------	------	------

Conc.(µg/mL):	1.02	2.26	2.67	3.01	3.16	3.03	2.03	1.62	0.95	0.37	0.15
---------------	------	------	------	------	------	------	------	------	------	------	------

Average Observed Values

Maximum Concentration	3.61 µg/mL (± 0.9 sd)
Time of Maximum Concentration	2.60 hr (± 1.10 sd)
Elimination Rate Constant	0.049 per hr (± 0.030 sd)
Half-Life	16.33 hr (± 4.53 sd)

Excretion of doxycycline by the kidney is about 40%/72 hours in individuals with normal function (creatinine clearance about 75 mL/min). This percentage excretion may fall as low as 1-5%/72 hours in individuals with severe renal insufficiency (creatinine clearance below 10 mL/min). Studies have shown no significant difference in serum half-life of doxycycline (range 18-22 hours) in individuals with normal and severely impaired renal function. Hemodialysis does not alter serum half-life.

Microbiology

Mechanism of Action

Doxycycline inhibits bacterial protein synthesis by binding to the 30S ribosomal subunit. Doxycycline has bacteriostatic activity against a broad range of Gram-positive and Gram-negative bacteria.

Resistance

Cross resistance with other tetracyclines is common.

Antimicrobial Activity

Doxycycline has been shown to be active against most isolates of the following microorganisms, both *in vitro* and in clinical infections (see **INDICATIONS AND USAGE**).

Gram-Negative Bacteria

Acinetobacter species
Bartonella bacilliformis
Brucella species
Campylobacter fetus
Enterobacter aerogenes
Escherichia coli
Francisella tularensis
Haemophilus ducreyi
Haemophilus influenzae
Klebsiella granulomatis
Klebsiella species
Neisseria gonorrhoeae
Shigella species
Vibrio cholerae
Yersinia pestis

Gram-Positive Bacteria

Bacillus anthracis
Listeria monocytogenes
Streptococcus pneumoniae

Anaerobic Bacteria

Clostridium species
Fusobacterium fusiforme
Propionibacterium acnes

Other Bacteria

Nocardiae and other *Actinomyces* species
Borrelia recurrentis
Chlamydophila psittaci
Chlamydia trachomatis
Mycoplasma pneumoniae
Rickettsiae
Treponema pallidum
Treponema pallidum subspecies *pertenue*
Ureaplasma urealyticum

Parasites

Balantidium coli
Entamoeba species

Susceptibility Testing Methods

When available, the clinical microbiology laboratory should provide cumulative reports of *in vitro* susceptibility test results for antimicrobial drugs used in local hospitals and practice areas as periodic reports that describe the susceptibility profile of nosocomial and community-acquired pathogens. These reports should aid the physician in selecting the most effective antimicrobial.

Dilution Techniques

Quantitative methods are used to determine antimicrobial minimum inhibitory concentrations (MICs). These MICs provide estimates of the susceptibility of bacteria to antimicrobial compounds. The MICs should be determined using a standardized test method (broth and/or agar^{1,2,4,6,7}). The MIC values should be interpreted according to criteria provided in Table 1.

Diffusion Techniques

Quantitative methods that require measurement of zone diameters can also provide reproducible estimates of the susceptibility of bacteria to antimicrobial compounds. The zone size should be determined using a standardized test method.^{1,3,4} This procedure uses paper disks impregnated with 30 mcg doxycycline to test the susceptibility of microorganisms to doxycycline. The disk diffusion interpretive criteria are provided in Table 1.

Anaerobic Techniques

For anaerobic bacteria, the susceptibility to doxycycline can be determined by a standardized test method.^{1,5} The MIC values obtained should be interpreted according to the criteria provided in Table 1.

Table 1: Susceptibility Test Interpretive Criteria for Doxycycline and Tetracycline

Bacteria*	Minimal Inhibitory Concentration (mcg per mL)	Zone Diameter (mm)	Agar Dilution (mcg per mL)
-----------	---	--------------------	----------------------------

	S	I	R	S	I	R	S	I	R
<i>Acinetobacter spp.</i>									
Doxycycline	≤4	8	≥16	≥13	10-12	≤9	-	-	-
Tetracycline	≤4	8	≥16	≥15	12-14	≤11	-	-	-
Anaerobes									
Tetracycline	-	-	-	-	-	-	≤4	8	≥16
<i>Bacillus anthracis</i> [†]									
Doxycycline	≤1	-	-	-	-	-	-	-	-
Tetracycline	≤1	-	-	-	-	-	-	-	-
<i>Brucella species</i> [†]									
Doxycycline	≤1	-	-	-	-	-	-	-	-
Tetracycline	≤1	-	-	-	-	-	-	-	-
<i>Enterobacteriaceae</i>									
Doxycycline	≤4	8	≥16	≥14	11-13	≤10	-	-	-
Tetracycline	≤4	8	≥16	≥15	12-14	≤11	-	-	-
<i>Francisella tularensis</i> [†]									
Doxycycline	≤4	-	-	-	-	-	-	-	-
Tetracycline	≤4	-	-	-	-	-	-	-	-
<i>Haemophilus influenzae</i>									
Tetracycline	≤2	4	≥8	≥29	26-28	≤25	-	-	-
<i>Mycoplasma pneumoniae</i> [†]									
Tetracycline	-	-	-	-	-	-	≤2	-	-
<i>Neisseria gonorrhoeae</i> [‡]									
Tetracycline	-	-	-	≥38	31-37	≤30	≤0.25	0.5-1	≥2
<i>Nocardiae</i> and other aerobic <i>Actinomyces</i> species [†]									
Doxycycline	≤1	2-4	≥8	-	-	-	-	-	-
<i>Streptococcus pneumoniae</i>									
Doxycycline	<0.25	0.5	≥1	≥28	25-27	<24	-	-	-
Tetracycline	≤1	2	≥4	≥28	25-27	≤24	-	-	-
<i>Vibrio cholerae</i>									
Doxycycline	≤4	8	≥16	-	-	-	-	-	-
Tetracycline	≤4	8	≥16	-	-	-	-	-	-
<i>Yersinia pestis</i>									
Doxycycline	≤4	8	≥16	-	-	-	-	-	-
Tetracycline	≤4	8	≥16	-	-	-	-	-	-
<i>Ureaplasma urealyticum</i>									
Tetracycline	-	-	-	-	-	-	≤1	-	≥2

* Organisms susceptible to tetracycline are also considered susceptible to doxycycline. However, some organisms that are intermediate or resistant to tetracycline may be susceptible to doxycycline.

† The current absence of resistance isolates precludes defining any results other than "Susceptible". If isolates yielding MIC results other than susceptible, they should be submitted to a reference laboratory for further testing.

‡ Gonococci with 30 mcg tetracycline disk zone diameters of less than 19 mm usually indicate a plasmid-mediated tetracycline resistant *Neisseria gonorrhoeae* isolate. Resistance in these strains should be confirmed by a dilution test (MIC ≥ 16 mcg per mL).

A report of *Susceptible* (S) indicates that the antimicrobial is likely to inhibit growth of the

microorganism if the antimicrobial drug reaches the concentration usually achievable at the site of infection. A report of *Intermediate* (I) indicates that the result should be considered equivocal, and, if the microorganism is not fully susceptible to alternative, clinically feasible drugs, the test should be repeated. This category implies possible clinical applicability in body sites where the drug product is physiologically concentrated or in situations where high dosage of drug can be used. This category also provides a buffer zone that prevents small uncontrolled technical factors from causing major discrepancies in interpretation. A report of *Resistant* (R) indicates that the antimicrobial drug is not likely to inhibit growth of the microorganism if the antimicrobial drug reaches the concentrations usually achievable at the infection site; other therapy should be selected.

Quality Control

Standardized susceptibility test procedures require the use of laboratory controls to monitor and ensure the accuracy and precision of the supplies and reagents used in the assay, and the techniques of the individuals performing the test.^{1,2,3,4,5,6,7} Standard doxycycline and tetracycline powders should provide the following range of MIC values noted in Table 2. For the diffusion technique using the 30 mcg doxycycline disk or 30 mcg tetracycline disk, the criteria noted in Table 2 should be achieved.

Table 2: Acceptable Quality Control Ranges for Susceptibility Testing for Doxycycline and Tetracycline

QC Strain	Minimal Inhibitory Concentration (mcg per mL)	Zone Diameter (mm)	Agar Dilution (mcg per mL)
<i>Enterococcus faecalis</i> ATCC 29212			
Doxycycline	2 - 8	-	-
Tetracycline	8 - 32	-	-
<i>Escherichia coli</i> ATCC 25922			
Doxycycline	0.5 - 2	18 - 24	-
Tetracycline	0.5 - 2	18 - 25	-
<i>Eggerthella lenta</i> ATCC 43055			
Doxycycline	2 - 16	-	-
<i>Haemophilus influenzae</i> ATCC 49247			
Tetracycline	4 - 32	14 - 22	-
<i>Neisseria gonorrhoeae</i> ATCC 49226			
Tetracycline	-	30 - 42	0.25 - 1
<i>Staphylococcus aureus</i> ATCC 25923			
Doxycycline	-	23 - 29	-
Tetracycline	-	24 - 30	-
<i>Staphylococcus aureus</i> ATCC 29213			
Doxycycline	0.12 - 0.5	-	-
Tetracycline	0.12 - 1	-	-
<i>Streptococcus pneumoniae</i> ATCC 49619			
Doxycycline	0.015 - 0.12	25 - 34	-
Tetracycline	0.06 - 0.5	27 - 31	-
<i>Bacteroides fragilis</i> ATCC 25285			
Tetracycline	-	-	0.125 - 0.5
<i>Bacteroides thetaiotaomicron</i> ATCC 29741			
Doxycycline	2-8		
Tetracycline	-	-	8 - 32

<i>Mycoplasma pneumoniae</i> ATCC 29342 Tetracycline	0.06 - 0.5	-	0.06 - 0.5
<i>Ureaplasma urealyticum</i> ATCC 33175 Tetracycline	-	-	≥8

*ATCC is the American Type Culture Collection

INDICATIONS AND USAGE

To reduce the development of drug-resistant bacteria and maintain effectiveness of doxycycline capsules and other antibacterial drugs, doxycycline capsules should be used only to treat or prevent infections that are proven or strongly suspected to be caused by susceptible bacteria. When culture and susceptibility information are available, they should be considered in selecting or modifying antibacterial therapy. In the absence of such data, local epidemiology and susceptibility patterns may contribute to the empiric selection of therapy.

Doxycycline is indicated for the treatment of the following infections:

Rocky mountain spotted fever, typhus fever and the typhus group, Q fever, rickettsialpox, and tick fevers caused by *Rickettsiae*.

Respiratory tract infections caused by *Mycoplasma pneumoniae*.

Lymphogranuloma venereum caused by *Chlamydia trachomatis*.

Psittacosis (ornithosis) caused by *Chlamydophila psittaci*.

Trachoma caused by *Chlamydia trachomatis*, although the infectious agent is not always eliminated as judged by immunofluorescence.

Inclusion conjunctivitis caused by *Chlamydia trachomatis*.

Uncomplicated urethral, endocervical or rectal infections in adults caused by *Chlamydia trachomatis*.

Nongonococcal urethritis caused by *Ureaplasma urealyticum*.

Relapsing fever due to *Borrelia recurrentis*.

Doxycycline is also indicated for the treatment of infections caused by the following gram-negative microorganisms:

Chancroid caused by *Haemophilus ducreyi*.

Plague due to *Yersinia pestis*.

Tularemia due to *Francisella tularensis*.

Cholera caused by *Vibrio cholerae*.

Campylobacter fetus infections caused by *Campylobacter fetus*.

Brucellosis due to *Brucella species* (in conjunction with streptomycin).

Bartonellosis due to *Bartonella bacilliformis*.

Granuloma inguinale caused by *Klebsiella granulomatis*.

Because many strains of the following groups of microorganisms have been shown to be resistant to doxycycline, culture and susceptibility testing are recommended.

Doxycycline is indicated for treatment of infections caused by the following gram-negative microorganisms, when bacteriologic testing indicates appropriate susceptibility to the drug:

Escherichia coli

Enterobacter aerogenes

Shigella species

Acinetobacter species

Respiratory tract infections caused by *Haemophilus influenzae*.

Respiratory tract and urinary tract infections caused by *Klebsiella species*.

Doxycycline is indicated for treatment of infections caused by the following gram-positive microorganisms when bacteriologic testing indicates appropriate susceptibility to the drug:

Upper respiratory infections caused by *Streptococcus pneumoniae*.

Anthrax due to *Bacillus anthracis*, including inhalational anthrax (post-exposure): to reduce the incidence or progression of disease following exposure to aerosolized *Bacillus anthracis*.

When penicillin is contraindicated, doxycycline is an alternative drug in the treatment of the following infections:

Uncomplicated gonorrhea caused by *Neisseria gonorrhoeae*.

Syphilis caused by *Treponema pallidum*.

Yaws caused by *Treponema pallidum* subspecies *pertenue*.

Listeriosis due to *Listeria monocytogenes*.

Vincent's infection caused by *Fusobacterium fusiforme*.

Actinomycosis caused by *Actinomyces israelii*.

Infections caused by *Clostridium species*.

In acute intestinal amebiasis, doxycycline may be a useful adjunct to amebicides.

In severe acne, doxycycline may be useful adjunctive therapy.

CONTRAINDICATIONS

This drug is contraindicated in persons who have shown hypersensitivity to any of the tetracyclines.

WARNINGS

The use of drugs of the tetracycline class, including doxycycline, during tooth development (last half of pregnancy, infancy and childhood to the age of 8 years) may cause permanent discoloration of the teeth (yellow-gray-brown). This adverse reaction is more common during long-term use of the drugs, but it has been observed following repeated short-term courses. Enamel hypoplasia has also been reported. Use of doxycycline in pediatric patients 8 years of age or less only when the potential benefits are expected to outweigh the risks in severe or life-threatening conditions (e.g. anthrax, Rocky Mountain spotted fever), particularly when there are no alternative therapies.

Clostridium difficile associated diarrhea (CDAD) has been reported with use of nearly all antibacterial agents, including doxycycline capsules, and may range in severity from mild diarrhea to fatal colitis. Treatment with antibacterial agents alters the normal flora of the colon leading to overgrowth of *C. difficile*.

C. difficile produces toxins A and B which contribute to the development of CDAD. Hypertoxin producing strains of *C. difficile* cause increased morbidity and mortality, as these infections can be refractory to antimicrobial therapy and may require colectomy. CDAD must be considered in all patients who present with diarrhea following antibiotic use. Careful medical history is necessary since CDAD has been reported to occur over two months after the administration of antibacterial agents.

If CDAD is suspected or confirmed, ongoing antibiotic use not directed against *C. difficile* may need to be discontinued. Appropriate fluid and electrolyte management, protein supplementation, antibiotic treatment of *C. difficile*, and surgical evaluation should be instituted as clinically indicated.

Intracranial hypertension (IH, pseudotumor cerebri) has been associated with the use of tetracyclines including doxycycline capsules. Clinical manifestations of IH include headache, blurred vision, diplopia, and vision loss; papilledema can be found on fundoscopy. Women of childbearing age who are overweight or have a history of IH are at greater risk for developing tetracycline associated IH. Concomitant use of isotretinoin and doxycycline capsules should be avoided because isotretinoin is also known to cause pseudotumor cerebri.

Although IH typically resolves after discontinuation of treatment, the possibility for permanent visual loss exists. If visual disturbance occurs during treatment, prompt ophthalmologic evaluation is warranted. Since intracranial pressure can remain elevated for weeks after drug cessation patients should be monitored until they stabilize.

All tetracyclines form a stable calcium complex in any bone-forming tissue. A decrease in the fibula growth rate has been observed in prematures given oral tetracycline in doses of 25 mg/kg every six hours. This reaction was shown to be reversible when the drug was discontinued.

Results of animal studies indicate that tetracyclines cross the placenta, are found in fetal tissues, and can have toxic effects on the developing fetus (often related to retardation of skeletal development). Evidence of embryo toxicity has been noted in animals treated early in pregnancy. If any tetracycline is used during pregnancy or if the patient becomes pregnant while taking these drugs, the patient should be apprised of the potential hazard to the fetus.

The antianabolic action of the tetracyclines may cause an increase in BUN. Studies to date indicate that this does not occur with the use of doxycycline in patients with impaired renal function.

Photosensitivity manifested by an exaggerated sunburn reaction has been observed in some individuals taking tetracyclines. Patients apt to be exposed to direct sunlight or ultraviolet light should be advised that this reaction can occur with tetracycline drugs, and treatment should be discontinued at the first evidence of skin erythema.

PRECAUTIONS

General

As with other antibacterial preparations, use of this drug may result in overgrowth of non-susceptible organisms, including fungi. If superinfection occurs, doxycycline capsules should be discontinued and appropriate therapy instituted.

Incision and drainage or other surgical procedures should be performed in conjunction with antibacterial therapy when indicated.

Prescribing doxycycline capsules in the absence of proven or strongly suspected bacterial infection or a prophylactic indication is unlikely to provide benefit to the patient and increases the risk of the development of drug-resistant bacteria.

Information for Patients

All patients taking doxycycline should be advised:

–to avoid excessive sunlight or artificial ultraviolet light while receiving doxycycline and to discontinue therapy if phototoxicity (e.g., skin eruptions, etc.) occurs. Sunscreen or sunblock should be considered. (See WARNINGS.)

–to drink fluids liberally along with doxycycline to reduce the risk of esophageal irritation and ulceration. (See ADVERSE REACTIONS.)

–that the absorption of tetracyclines is reduced when taken with foods, especially those which contain calcium. However, the absorption of doxycycline is not markedly influenced by simultaneous ingestion of food or milk. (See Drug Interactions.)

–that the absorption of tetracyclines is reduced when taking bismuth subsalicylate. (See Drug Interactions.)

–not to use outdated or poorly stored doxycycline.

–that the use of doxycycline might increase the incidence of vaginal candidiasis.

Diarrhea is a common problem caused by antibiotics which usually ends when the antibiotic is discontinued. Sometimes after starting treatment with antibiotics, patients can develop watery and bloody stools (with or without stomach cramps and fever) even as late as two or more months after having taken the last dose of the antibiotic. If this occurs, patients should contact their physician as soon as possible.

Patients should be counseled that antibacterial drugs including doxycycline capsules should only be used to treat bacterial infections. They do not treat viral infections (e.g., the common cold). When doxycycline capsules is prescribed to treat a bacterial infection, patients should be told that although it is common to feel better early in the course of therapy, the medication should be taken exactly as directed. Skipping doses or not completing the full course of therapy may (1) decrease the effectiveness of the immediate treatment and (2) increase the likelihood that bacteria will develop resistance and will not be treatable by doxycycline capsules or other antibacterial drugs in the future.

Laboratory Tests

In venereal disease when coexistent syphilis is suspected, a dark-field examination should be done before treatment is started and the blood serology repeated monthly for at least four months.

In long-term therapy, periodic laboratory evaluations of organ systems, including hematopoietic, renal, and hepatic studies should be performed.

Drug Interactions

Because tetracyclines have been shown to depress plasma prothrombin activity, patients who are on anticoagulant therapy may require downward adjustment of their anticoagulant dosage.

Since bacteriostatic drugs may interfere with the bactericidal action of penicillin, it is advisable to avoid giving tetracyclines in conjunction with penicillin.

Absorption of tetracyclines is impaired by antacids containing aluminum, calcium, or magnesium, and iron-containing preparations.

Barbiturates, carbamazepine, and phenytoin decrease the half-life of doxycycline.

The concurrent use of tetracycline and methoxyflurane has been reported to result in fatal renal toxicity.

Concurrent use of tetracycline may render oral contraceptives less effective.

Drug/Laboratory Test Interactions

False elevations of urinary catecholamine levels may occur due to interference with the fluorescence test.

Carcinogenesis, Mutagenesis, Impairment of Fertility

Long-term studies in animals to evaluate the carcinogenic potential of doxycycline have not been conducted. However, there has been evidence of oncogenic activity in rats in studies with related antibacterial, oxytetracycline (adrenal and pituitary tumors) and minocycline (thyroid tumors). Likewise, although mutagenicity studies of doxycycline have not been conducted, positive results in *in vitro* mammalian cell assays have been reported for related antibacterial (tetracycline, oxytetracycline). Doxycycline administered orally at dosage levels as high as 250 mg/kg/day had no apparent effect on the fertility of female rats. Effect on male fertility has not been studied.

Pregnancy

Teratogenic Effects

Pregnancy Category D

There are no adequate and well-controlled studies on the use of doxycycline in pregnant short-term, first trimester exposure. There are no human data available to assess the effects of long-term therapy of doxycycline in pregnant women such as that proposed for treatment of anthrax exposure. An expert review of published data on experiences with doxycycline use during pregnancy by TERIS - the Teratogen Information System - concluded that therapeutic doses during pregnancy are unlikely to pose a substantial teratogenic risk (the quantity and quality of data were assessed as limited to fair), but the data are insufficient to state that there is no risk.⁸

A case-control study (18,515 mothers of infants with congenital anomalies and 32,804 mothers of infants with no congenital anomalies) shows a weak but marginally statistically significant association with total malformations and use of doxycycline anytime during pregnancy. (Sixty-three [0.19%] of the controls and 56 [0.30%] of the cases were treated with doxycycline.) This association was not seen when the analysis was confined to maternal treatment during the period of organogenesis (i.e., in the second and third months of gestation) with the exception of a marginal relationship with neural tube defect based on only two exposed cases.⁹

A small prospective study of 81 pregnancies describes 43 pregnant women treated for 10 days with doxycycline during early first trimester. All mothers reported their exposed infants were normal at 1 year of age.¹⁰

Labor and Delivery

The effect of tetracyclines on labor and delivery is unknown.

Nursing Mothers

Tetracyclines are excreted in human milk, however, the extent of absorption of tetracyclines, including doxycycline, by the breastfed infant is not known. Short-term use by lactating women is not necessarily contraindicated; however, the effects of prolonged exposure to doxycycline in breast milk are unknown.¹¹ Because of the potential for adverse reactions in nursing infants from doxycycline, a decision should be made whether to discontinue nursing or to discontinue the drug, taking into account the importance of the drug to the mother. (See WARNINGS.)

Pediatric Use

Because of the effects of drugs of the tetracycline –class, on tooth development and growth, use doxycycline in pediatric patients 8 years of age or less only when the potential benefits are expected to outweigh the risks in severe or life-threatening conditions (e.g. anthrax, Rocky Mountain spotted fever), particularly when there are no alternative therapies. (see **WARNINGS** and **DOSAGE AND ADMINISTRATION**).

ADVERSE REACTIONS

Due to oral doxycycline's virtually complete absorption, side effects to the lower bowel, particularly diarrhea, have been infrequent. The following adverse reactions have been observed in patients receiving tetracyclines.

Gastrointestinal: Anorexia, nausea, vomiting, diarrhea, glossitis, dysphagia, enterocolitis, and inflammatory lesions (with monilial overgrowth) in the anogenital region, and pancreatitis. Hepatotoxicity has been reported. These reactions have been caused by both the oral and parenteral administration of tetracyclines. Rare instances of esophagitis and esophageal ulcerations have been reported in patients receiving capsule and tablet forms of drugs in the tetracycline class. Most of these patients took medications immediately before going to bed. (See **DOSAGE AND**

ADMINISTRATION.)

Skin: Maculopapular and erythematous rashes, Stevens-Johnson syndrome, toxic epidermal necrolysis, and erythema multiforme have been reported. Exfoliative dermatitis has been reported but is uncommon. Photosensitivity is discussed above. (See WARNINGS.)

Renal Toxicity: Rise in BUN has been reported and is apparently dose related. (See WARNINGS.)

Hypersensitivity Reactions: Urticaria, angioneurotic edema, anaphylaxis, anaphylactoid purpura, serum sickness, pericarditis, and exacerbation of systemic lupus erythematosus.

Blood: Hemolytic anemia, thrombocytopenia, neutropenia, and eosinophilia have been reported with tetracyclines.

Other: Intracranial hypertension (IH, pseudotumor cerebri) has been associated with the use of tetracyclines. (See PRECAUTIONS-General.)

When given over prolonged periods, tetracyclines have been reported to produce brown-black microscopic discoloration of the thyroid gland. No abnormalities of thyroid function are known to occur.

OVERDOSAGE

In case of overdosage, discontinue medication, treat symptomatically and institute supportive measures. Dialysis does not alter serum half-life, and it would not be of benefit in treating cases of overdosage.

DOSAGE AND ADMINISTRATION

THE USUAL DOSAGE AND FREQUENCY OF ADMINISTRATION OF DOXYCYCLINE DIFFERS FROM THAT OF THE OTHER TETRACYCLINES. EXCEEDING THE RECOMMENDED DOSAGE MAY RESULT IN AN INCREASED INCIDENCE OF SIDE EFFECTS.

Adults: The usual dose of oral doxycycline is 200 mg on the first day of treatment (administered 100 mg every 12 hours or 50 mg every 6 hours) followed by a maintenance dose of 100 mg/day. The maintenance dose may be administered as a single dose or as 50 mg every 12 hours. In the management of more severe infections (particularly chronic infections of the urinary tract), 100 mg every 12 hours is recommended.

Pediatric Patients:

For all pediatric patients weighing less than 45 kg with severe or life-threatening infections (e.g. anthrax, Rocky Mountain spotted fever), the recommended dosage is 2.2 mg/kg of body weight administered every 12 hours. Children weighing 45 kg or more should receive the adult dose (see WARNINGS and PRECAUTIONS).

For pediatric patients with less severe disease (greater than 8 years of age and weighing less than 45 kg), the recommended dosage schedule is 4.4 mg per kg of body weight divided into two doses on the first day of treatment, followed by a maintenance dose of 2.2 mg per kg of body weight (given as a single daily dose or divided into twice daily doses). For pediatric patients weighing over 45 kg, the usual adult dose should be used.

The therapeutic antibacterial serum activity will usually persist for 24 hours following recommended dosage.

When used in streptococcal infections, therapy should be continued for 10 days.

Administration of adequate amounts of fluid along with capsule and tablet forms of drugs in the tetracycline class is recommended to wash down the drugs and reduce the risk of esophageal irritation and ulceration. (See ADVERSE REACTIONS)

If gastric irritation occurs, it is recommended that doxycycline be given with food or milk. The

absorption of doxycycline is not markedly influenced by simultaneous ingestion of food or milk.

Studies to date have indicated that administration of doxycycline at the usual recommended doses does not lead to excessive accumulation of doxycycline in patients with renal impairment.

Uncomplicated gonococcal infections in adults (except anorectal infections in men): 100 mg, by mouth, twice a day for 7 days. As an alternate single visit dose, administer 300 mg stat followed in one hour by a second 300 mg dose.

Acute epididymo-orchitis caused by *N. gonorrhoeae*: 100 mg, by mouth, twice a day for at least 10 days.

Primary and secondary syphilis: 300 mg a day in divided doses for at least 10 days.

Uncomplicated urethral, endocervical, or rectal infection in adults caused by *Chlamydia trachomatis*: 100 mg, by mouth, twice a day for at least 7 days.

Nongonococcal urethritis caused by *C. trachomatis* and *U. urealyticum*: 100 mg, by mouth, twice a day for at least 7 days.

Acute epididymo-orchitis caused by *C. trachomatis*: 100 mg, by mouth, twice a day for at least 10 days.

Inhalational anthrax (post-exposure): ADULTS: 100 mg of doxycycline, by mouth, twice a day for 60 days. CHILDREN: weighing less than 45 kg 2.2 mg/kg of body weight, by mouth, twice a day for 60 days. Children weighing 45 kg or more should receive the adult dose.

HOW SUPPLIED

Doxycycline Capsules, USP 50 mg have a white opaque body with a yellow opaque cap. The capsule bears the inscription "ML040" on the body in black ink. Each capsule contains doxycycline monohydrate equivalent to 50 mg doxycycline.

Doxycycline Capsules, USP 50 mg are available in:

Bottles of 100 capsules *NDC 51862-040-01*

Doxycycline Capsules, USP 75 mg have a white opaque body with a brown opaque cap. The capsule bears the inscription "ML041" in black ink on the body. Each capsule contains doxycycline monohydrate equivalent to 75 mg doxycycline.

Doxycycline Capsules, USP 75 mg are available in:

Bottles of 100 capsules *NDC 51862-041-01*

Doxycycline Capsules, USP 100 mg have a yellow opaque body with a brown opaque cap. The capsule bears the inscription "ML042" in black ink on the body. Each capsule contains doxycycline monohydrate equivalent to 100 mg of doxycycline.

Doxycycline Capsules, USP 100 mg are available in:

Bottles of 50 capsules *NDC 51862-042-05*

Bottles of 250 capsules *NDC 51862-042-02*

STORE AT 20° - 25°C (68° - 77°F) WITH EXCURSIONS PERMITTED TO 15° C TO 30°C (59° TO 86°F). [SEE USP CONTROLLED ROOM TEMPERATURE.]

DISPENSE IN A TIGHT LIGHT-RESISTANT CONTAINER AS DEFINED IN THE USP/NF.

ANIMAL PHARMACOLOGY AND ANIMAL TOXICOLOGY

Hyperpigmentation of the thyroid has been produced by members of the tetracycline class in the following species: in rats by oxytetracycline, doxycycline, tetracycline PO₄, and methacycline; in minipigs by doxycycline, minocycline, tetracycline PO₄, and methacycline; in dogs by doxycycline and minocycline; in monkeys by minocycline.

Minocycline, tetracycline PO₄, methacycline, doxycycline, tetracycline base, oxytetracycline HCl and tetracycline HCl were goitrogenic in rats fed a low iodine diet. This goitrogenic effect was accompanied by high radioactive iodine uptake. Administration of minocycline also produced a large goiter with high radioiodine uptake in rats fed a relatively high iodine diet.

Treatment of various animal species with this class of drugs has also resulted in the induction of thyroid hyperplasia in the following: in rats and dogs (minocycline), in chickens (chlortetracycline) and in rats and mice (oxytetracycline). Adrenal gland hyperplasia has been observed in goats and rats treated with oxytetracycline.

REFERENCES

1. Clinical and Laboratory Standards Institute (CLSI). Performance Standards for Antimicrobial Susceptibility Testing; Twenty-seventh Informational Supplement, CLSI document M100-S27 [2017]. CLSI document M100S23, Clinical Laboratory Standards Institute, 950 West Valley Road, Suite 2500, Wayne Pennsylvania 19087, USA.
2. Clinical and Laboratory Standards Institute (CLSI). Methods for Dilution Antimicrobial Susceptibility Tests for Bacteria that Grow Aerobically; Approved Standard – Tenth Edition. CLSI document M07-A10 [2015], Clinical Laboratory Standards Institute, 950 West Valley Road, Suite 2500, Wayne Pennsylvania 19087, USA,.
3. Clinical and Laboratory Standards Institute (CLSI). Performance Standards for Antimicrobial Disk Diffusion Susceptibility Tests; Approved Standard – Twelfth Edition. CLSI document M02-A12 [2015], Clinical Laboratory Standards Institute, 950 West Valley Road, Suite 2500, Wayne Pennsylvania 19087, USA.
4. Clinical and Laboratory Standards Institute (CLSI). Methods for Antimicrobial Dilution and Disk Susceptibility Testing of Infrequently Isolated or Fastidious Bacteria; Approved Guideline – Third Edition. CLSI document M45-A3 [2015], Clinical Laboratory Standards Institute, 950 West Valley Road, Suite 2500, Wayne Pennsylvania 19087, USA,.
5. Clinical and Laboratory Standards Institute (CLSI). Methods for Antimicrobial Susceptibility Testing of Anaerobic Bacteria; Approved Standard – Eighth Edition. CLSI document M11-A8 [2012], Clinical Laboratory Standards Institute, 950 West Valley Road, Suite 2500, Wayne Pennsylvania 19087, USA,.
6. Clinical and Laboratory Standards Institute (CLSI). Methods for Mycobacteria, Nocardiae, and Other Aerobic Actinomycetes; Approved Standard – Second Edition. CLSI document M24-A2 [2011], Clinical Laboratory Standards Institute, 950 West Valley Road, Suite 2500, Wayne Pennsylvania 19087, USA,.
7. Clinical and Laboratory Standards Institute (CLSI). Methods for Antimicrobial Susceptibility Testing for Human Mycoplasmas; Approved Guideline. CLSI document M43-A [2011], Clinical Laboratory Standards Institute, 950 West Valley Road, Suite 2500, Wayne Pennsylvania 19087, USA.
8. Friedman JM and Polifka JE. *Teratogenic Effects of Drugs. A Resource for Clinicians (TERIS)*. Baltimore, MD: The Johns Hopkins University Press: 2000: 149-195.
9. Cziezel AE and Rockenbauer M. Teratogenic study of doxycycline. *Obstet Gynecol* 1997; 89: 524-528.
10. Horne HW Jr. and Kundsinn RB. The role of mycoplasma among 81 consecutive pregnancies: a prospective study. *Int J Fertil* 1980; 25: 315-317.
11. Hale T. *Medications and Mothers Milk*. 9th edition. Amarillo, TX: Pharmasoft Publishing 2000; 225-

226.

Rx only

Manufactured by:
Mayne Pharma
Greenville, NC 27834

61483

December 2017

PRINCIPAL DISPLAY PANEL - 50 mg Capsule Bottle Label

NDC 51862-040-01

**Doxycycline
Capsules, USP**

50 mg

Rx Only

100 Capsules

mayne **pharma**

Each capsule contains:
Doxycycline monohydrate, equivalent to Doxycycline
50 mg

Usual dosage: See package insert for complete
prescribing information.

Store at 20° to 25°C (68° to 77°F)
[see USP Controlled Room Temperature]

Dispense in a tight, light-resistant container as
defined in the USP with a child-resistant closure.

Keep out of reach of children.

Mayne Pharma
Greenville, NC 27834
Made in Macau
61475

NDC 51862-040-01

**Doxycycline
Capsules, USP**

50 mg

Rx Only
100 Capsules

Rev. 10/2017

mayne **pharma**

PRINCIPAL DISPLAY PANEL - 75 mg Capsule Bottle Label

NDC 51862-041-01

**Doxycycline
Capsules, USP**

75 mg

Rx Only

100 Capsules

mayne **pharma**

Each capsule contains:
 Doxycycline monohydrate,
 equivalent to Doxycycline 75 mg

Usual dosage: See package insert
 for complete prescribing information.
 Store at 20° to 25°C (68° to 77°F)
 [see USP Controlled Room
 Temperature]

Dispense in a tight, light-resistant
 container as defined in the USP with
 a child-resistant closure.

Keep out of reach of children.
Mayne Pharma
 Greenville, NC 27834
 Made in Macau
 61477


NDC 51862-041-01

**Doxycycline
 Capsules, USP**

75 mg

Rx Only

100 Capsules



Rev. 10/2017

PRINCIPAL DISPLAY PANEL - 100 mg Capsule Bottle Label

NDC 51862-042-05

**Doxycycline
 Capsules, USP**

100 mg

Rx Only

50 Capsules

mayne **pharma**

Each capsule contains:
 Doxycycline monohydrate, equivalent to Doxycycline
 100 mg

Usual dosage: See package insert for complete
 prescribing information.
 Store at 20° to 25°C (68° to 77°F)
 [see USP Controlled Room Temperature]

Dispense in a tight, light-resistant container as
 defined in the USP with a child-resistant closure.

Keep out of reach of children.
Mayne Pharma
 Greenville, NC 27834
 Made in Macau
 61479


NDC 51862-042-05

**Doxycycline
 Capsules, USP**

100 mg

Rx Only

50 Capsules



Rev. 10/2017

DOXYCYCLINE

doxycycline capsule

Product Information

Product Type	HUMAN PRESCRIPTION DRUG	Item Code (Source)	NDC:51862-040
Route of Administration	ORAL		

Active Ingredient/Active Moiety

Ingredient Name	Basis of Strength	Strength
Doxycycline (UNII: N12000U13O) (Doxycycline Anhydrous - UNII:334895S862)	Doxycycline Anhydrous	50 mg

Inactive Ingredients

Ingredient Name	Strength
Microcrystalline Cellulose (UNII: OP1R32D61U)	
Sodium Starch Glycolate Type A Potato (UNII: 5856J3G2A2)	
Magnesium Stearate (UNII: 70097M6I30)	
Silicon Dioxide (UNII: ETJ7Z6XBU4)	
Titanium Dioxide (UNII: 15FIX9V2JP)	
Gelatin, Unspecified (UNII: 2G86QN327L)	
Shellac (UNII: 46N107B71O)	
Propylene Glycol (UNII: 6DC9Q167V3)	
Ferric Oxide Yellow (UNII: EX438O2MRT)	
Ferrosoferric Oxide (UNII: XM0M87F357)	

Product Characteristics

Color	WHITE, YELLOW	Score	no score
Shape	CAPSULE	Size	14mm
Flavor		Imprint Code	ML040
Contains			

Packaging

#	Item Code	Package Description	Marketing Start Date	Marketing End Date
1	NDC:51862-040-01	100 in 1 BOTTLE; Type 0: Not a Combination Product	03/09/2018	

Marketing Information

Marketing Category	Application Number or Monograph Citation	Marketing Start Date	Marketing End Date
ANDA	ANDA209396	03/09/2018	

DOXYCYCLINE

doxycycline capsule

Product Information

Product Type	HUMAN PRESCRIPTION DRUG	Item Code (Source)	NDC:51862-041
Route of Administration	ORAL		

Active Ingredient/Active Moiety

Ingredient Name	Basis of Strength	Strength
Doxycycline (UNII: N12000U13O) (Doxycycline Anhydrous - UNII:334895S862)	Doxycycline Anhydrous	75 mg

Inactive Ingredients

Ingredient Name	Strength
Microcrystalline Cellulose (UNII: OP1R32D61U)	
Sodium Starch Glycolate Type A Potato (UNII: 5856J3G2A2)	
Magnesium Stearate (UNII: 70097M6I30)	
Silicon Dioxide (UNII: ETJ7Z6XBU4)	
Titanium Dioxide (UNII: 15FIX9V2JP)	
Gelatin, Unspecified (UNII: 2G86QN327L)	
Ferric Oxide Red (UNII: 1K09F3G675)	
Ferrosoferric Oxide (UNII: XM0M87F357)	
Ferric Oxide Yellow (UNII: EX438O2MRT)	
Shellac (UNII: 46N107B71O)	
Propylene Glycol (UNII: 6DC9Q167V3)	

Product Characteristics

Color	WHITE, BROWN	Score	no score
Shape	CAPSULE	Size	18mm
Flavor		Imprint Code	ML041
Contains			

Packaging

#	Item Code	Package Description	Marketing Start Date	Marketing End Date
1	NDC:51862-041-01	100 in 1 BOTTLE; Type 0: Not a Combination Product	03/09/2018	

Marketing Information

Marketing Category	Application Number or Monograph Citation	Marketing Start Date	Marketing End Date
ANDA	ANDA209396	03/09/2018	

DOXYCYCLINE

doxycycline capsule

Product Information

Product Type	HUMAN PRESCRIPTION DRUG	Item Code (Source)	NDC:51862-042
Route of Administration	ORAL		

Active Ingredient/Active Moiety				
Ingredient Name		Basis of Strength	Strength	
Doxycycline (UNII: N12000U13O) (Doxycycline Anhydrous - UNII:334895S862)		Doxycycline Anhydrous	100 mg	
Inactive Ingredients				
Ingredient Name			Strength	
Microcrystalline Cellulose (UNII: OP1R32D61U)				
Sodium Starch Glycolate Type A Potato (UNII: 5856J3G2A2)				
Magnesium Stearate (UNII: 70097M6I30)				
Silicon Dioxide (UNII: ETJ7Z6XBU4)				
Titanium Dioxide (UNII: 15FIX9V2JP)				
Gelatin, Unspecified (UNII: 2G86QN327L)				
Ferric Oxide Red (UNII: 1K09F3G675)				
Ferrosferric Oxide (UNII: XM0M87F357)				
Ferric Oxide Yellow (UNII: EX438O2MRT)				
Shellac (UNII: 46N107B71O)				
Propylene Glycol (UNII: 6DC9Q167V3)				
Product Characteristics				
Color	YELLOW, BROWN	Score	no score	
Shape	CAPSULE	Size	19mm	
Flavor		Imprint Code	ML042	
Contains				
Packaging				
#	Item Code	Package Description	Marketing Start Date	Marketing End Date
1	NDC:51862-042-05	50 in 1 BOTTLE; Type 0: Not a Combination Product	03/09/2018	
2	NDC:51862-042-02	250 in 1 BOTTLE; Type 0: Not a Combination Product	03/09/2018	
Marketing Information				
Marketing Category	Application Number or Monograph Citation	Marketing Start Date	Marketing End Date	
ANDA	ANDA209396	03/09/2018		

Labeler - Mayne Pharma Inc. (867220261)

Establishment

Name	Address	ID/FEI	Business Operations
Mayne Pharma Inc.		867220261	MANUFACTURE(51862-040, 51862-041, 51862-042) , ANALYSIS(51862-040, 51862-041, 51862-042) , PACK(51862-040, 51862-041, 51862-042) , LABEL(51862-040, 51862-041, 51862-042)

Establishment

Name	Address	ID/FEI	Business Operations
------	---------	--------	---------------------

Hovione PharmaScience Limited		854974342	API MANUFACTURE(51862-040, 51862-041, 51862-042)
-------------------------------	--	-----------	--

Establishment

Name	Address	ID/FEI	Business Operations
HOVIONE FARMACIENCIA SA		449818434	API MANUFACTURE(51862-040, 51862-041, 51862-042)

Revised: 2/2018

Mayne Pharma Inc.