

HALOBETASOL PROPIONATE- halobetasol propionate cream
Fougera Pharmaceuticals Inc.

HALOBETASOL PROPIONATE CREAM, 0.05%

Rx Only

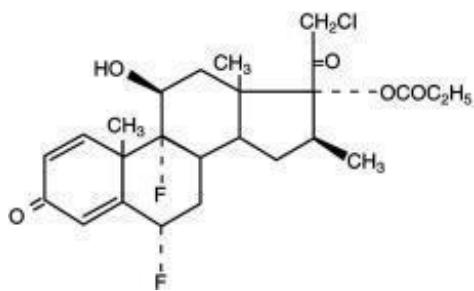
FOR DERMATOLOGICAL USE ONLY.

NOT FOR OPHTHALMIC USE.

DESCRIPTION

Halobetasol Propionate Cream, 0.05% contains halobetasol propionate, USP a synthetic corticosteroid for topical dermatological use. The corticosteroids constitute a class of primarily synthetic steroids used topically as an anti-inflammatory and antipruritic agent.

Chemically halobetasol propionate is 21-chloro-6 α ,9-difluoro-11 β ,17-dihydroxy-16 β -methylpregna-1,4-diene-3-20-dione,17-propionate, C₂₅H₃₁ClF₂O₅. It has the following structural formula:



Halobetasol propionate has the molecular weight of 485. It is a white crystalline powder insoluble in water. Each gram of Halobetasol Propionate Cream contains 0.5 mg/g of halobetasol propionate, USP in a cream base of cetyl alcohol, glycerin, isopropyl isostearate, isopropyl palmitate, steareth-21, diazolidinyl urea, methylchloroisothiazolinone, (and) methylisothiazolinone and water.

CLINICAL PHARMACOLOGY

Like other topical corticosteroids, halobetasol propionate has anti-inflammatory, antipruritic and vasoconstrictive actions. The mechanism of the anti-inflammatory activity of the topical corticosteroids, in general, is unclear. However, corticosteroids are thought to act by the induction of phospholipase A₂ inhibitory proteins, collectively called lipocortins. It is postulated that these proteins control the biosynthesis of potent mediators of inflammation such as prostaglandins and leukotrienes by inhibiting the release of their common precursor arachidonic acid. Arachidonic acid is released from membrane phospholipids by phospholipase A₂.

Pharmacokinetics: The extent of percutaneous absorption of topical corticosteroids is determined by many factors including the vehicle and the integrity of the epidermal barrier. Occlusive dressings with hydrocortisone for up to 24 hours have not been demonstrated to increase penetration; however, occlusion of hydrocortisone for 96 hours markedly enhances penetration. Topical corticosteroids can be absorbed from normal intact skin. Inflammation and/or other disease processes in the skin may increase percutaneous absorption. Human and animal studies indicate that less than 6% of the applied dose of halobetasol propionate enters the circulation within 96 hours following topical administration of Halobetasol Propionate Cream.

Studies performed with Halobetasol Propionate Cream indicate that it is in the super-high range of

potency as compared with other topical corticosteroids.

INDICATIONS AND USAGE

Halobetasol Propionate Cream, 0.05% is a super-high potency corticosteroid indicated for the relief of the inflammatory and pruritic manifestations of corticosteroid-responsive dermatoses. Treatment beyond two consecutive weeks is not recommended, and the total dosage should not exceed 50 g/week because of the potential for the drug to suppress the hypothalamic-pituitary-adrenal (HPA) axis. Use in children under 12 years of age is not recommended.

As with other highly active corticosteroids, therapy should be discontinued when control has been achieved. If no improvement is seen within 2 weeks, reassessment of the diagnosis may be necessary.

CONTRAINDICATIONS

Halobetasol Propionate Cream is contraindicated in those patients with a history of hypersensitivity to any of the components of the preparation.

PRECAUTIONS

General: Systemic absorption of topical corticosteroids can produce reversible hypothalamic-pituitary-adrenal (HPA) axis suppression with the potential for glucocorticosteroid insufficiency after withdrawal of treatment. Manifestations of Cushing's syndrome, hyperglycemia, and glucosuria can also be produced in some patients by systemic absorption of topical corticosteroids while on treatment. Patients applying a topical steroid to a large surface area or to areas under occlusion should be evaluated periodically for evidence of HPA axis suppression. This may be done by using the ACTH stimulation, A.M. plasma cortisol, and urinary free-cortisol tests. Patients receiving super potent corticosteroids should not be treated for more than 2 weeks at a time and only small areas should be treated at any one time due to the increased risk of HPA suppression. Halobetasol Propionate Cream produced HPA axis suppression when used in divided doses at 7 grams per day for one week in patients with psoriasis. These effects were reversible upon discontinuation of treatment. If HPA axis suppression is noted, an attempt should be made to withdraw the drug, to reduce the frequency of application, or to substitute a less potent corticosteroid. Recovery of HPA axis function is generally prompt upon discontinuation of topical corticosteroids. Infrequently, signs and symptoms of glucocorticosteroid insufficiency may occur requiring supplemental systemic corticosteroids. For information on systemic supplementation, see prescribing information for those products.

Pediatric patients may be more susceptible to systemic toxicity from equivalent doses due to their larger skin surface to body mass ratios (see **PRECAUTIONS: Pediatric Use**). If irritation develops, Halobetasol Propionate Cream should be discontinued and appropriate therapy instituted. Allergic contact dermatitis with corticosteroids is usually diagnosed by observing failure to heal rather than noting a clinical exacerbation as with most topical products not containing corticosteroids. Such an observation should be corroborated with appropriate diagnostic patch testing. If concomitant skin infections are present or develop, an appropriate antifungal or antibacterial agent should be used. If a favorable response does not occur promptly, use of Halobetasol Propionate Cream should be discontinued until the infection has been adequately controlled.

Halobetasol Propionate Cream should not be used in the treatment of rosacea or perioral dermatitis, and it should not be used on the face, groin, or in the axillae.

Information for Patients: Patients using topical corticosteroids should receive the following information and instructions:

1. The medication is to be used as directed by the physician. It is for external use only. Avoid contact with the eyes.

2. The medication should not be used for any disorder other than that for which it was prescribed.
3. The treated skin area should not be bandaged, otherwise covered or wrapped, so as to be occlusive unless directed by the physician.
4. Patients should report to their physician any signs of local adverse reactions.

Laboratory Tests: The following tests may be helpful in evaluating patients for HPA axis suppression:

ACTH-stimulation test; A.M. plasma-cortisol test; Urinary free-cortisol test.

Carcinogenesis, Mutagenesis, Impairment of Fertility: Long-term animal studies have not been performed to evaluate the carcinogenic potential of halobetasol propionate. Positive mutagenicity effects were observed in two genotoxicity assays. Halobetasol propionate was positive in a Chinese hamster micronucleus test, and in a mouse lymphoma gene mutation assay *in vitro*. Studies in the rat following oral administration at dose levels up to 50 µg/kg/day indicated no impairment of fertility or general reproductive performance. In other genotoxicity testing, halobetasol propionate was not found to be genotoxic in the Ames/Salmonella assay, in the sister chromatid exchange test in somatic cells of the Chinese hamster, in chromosome aberration studies of germinal and somatic cells of rodents, and in a mammalian spot test to determine point mutations.

Pregnancy: *Teratogenic effects: Pregnancy Category C:* Corticosteroids have been shown to be teratogenic in laboratory animals when administered systemically at relatively low dosage levels. Some corticosteroids have been shown to be teratogenic after dermal application in laboratory animals. Halobetasol propionate has been shown to be teratogenic in SPF rats and chinchilla-type rabbits when given systemically during gestation at doses of 0.04 to 0.1 mg/kg in rats and 0.01 mg/kg in rabbits. These doses are approximately 13, 33 and 3 times, respectively, the human topical dose of Halobetasol Propionate Cream. Halobetasol propionate was embryotoxic in rabbits but not in rats. Cleft palate was observed in both rats and rabbits. Omphalocele was seen in rats, but not in rabbits. There are no adequate and well-controlled studies of the teratogenic potential of halobetasol propionate in pregnant women. Halobetasol Propionate Cream should be used during pregnancy only if the potential benefit justifies the potential risk to the fetus.

Nursing Mothers: Systemically administered corticosteroids appear in human milk and could suppress growth, interfere with endogenous corticosteroid production, or cause other untoward effects. It is not known whether topical administration of corticosteroids could result in sufficient systemic absorption to produce detectable quantities in human milk. Because many drugs are excreted in human milk, caution should be exercised when Halobetasol Propionate Cream is administered to a nursing woman.

Pediatric Use: Safety and effectiveness of Halobetasol Propionate Cream in pediatric patients have not been established and use in pediatric patients under 12 is not recommended. Because of a higher ratio of skin surface area to body mass, pediatric patients are at a greater risk than adults of HPA axis suppression and Cushing's syndrome when they are treated with topical corticosteroids. They are therefore also at greater risk of adrenal insufficiency during or after withdrawal of treatment. Adverse effects including striae have been reported with inappropriate use of topical corticosteroids in infants and children. HPA axis suppression, Cushing's syndrome, linear growth retardation, delayed weight gain and intracranial hypertension have been reported in children receiving topical corticosteroids. Manifestations of adrenal suppression in children include low plasma cortisol levels and an absence of response to ACTH stimulation. Manifestations of intracranial hypertension include bulging fontanelles, headaches, and bilateral papilledema.

Geriatric Use: Of approximately 400 patients treated with Halobetasol Propionate Cream in clinical studies, 25% were 61 years and over and 6% were 71 years and over. No overall differences in safety or effectiveness were observed between these patients and younger patients; and other reported clinical experience has not identified differences in responses between the elderly and younger patients, but greater sensitivity of some older individuals cannot be ruled out.

ADVERSE REACTIONS

In controlled clinical trials, the most frequent adverse events reported for Halobetasol Propionate Cream included stinging, burning or itching in 4.4% of the patients. Less frequently reported adverse reactions were: dry skin, erythema, skin atrophy, leukoderma, vesicles and rash. The following additional local adverse reactions are reported infrequently with topical corticosteroids, and they may occur more frequently with high potency corticosteroids, such as Halobetasol Propionate Cream. These reactions are listed in an approximate decreasing order of occurrence: folliculitis, hypertrichosis, acneiform eruptions, hypopigmentation, perioral dermatitis, allergic contact dermatitis, secondary infection, striae and miliaria.

OVERDOSAGE

Topically applied Halobetasol Propionate Cream can be absorbed in sufficient amounts to produce systemic effects

(see **PRECAUTIONS**).

DOSAGE AND ADMINISTRATION

Apply a thin layer of Halobetasol Propionate Cream to the affected skin once or twice daily, as directed by your physician, and rub in gently and completely. Halobetasol Propionate Cream is a super-high potency topical corticosteroid; therefore, treatment should be limited to two weeks, and amounts greater than 50 g/wk should not be used. As with other corticosteroids, therapy should be discontinued when control is achieved. If no improvement is seen within two weeks, reassessment of diagnosis may be necessary. Halobetasol Propionate Cream should not be used with occlusive dressings.

HOW SUPPLIED

Halobetasol Propionate Cream, 0.05% is supplied in the following tube sizes:

15 g NDC 0168-0355-15

50 g NDC 0168-0355-50

Store at 20°C to 25°C (68°F to 77°F), excursions permitted 15°C to 30°C (59°F to 86°F). [See USP Controlled Room Temperature].

To report SUSPECTED ADVERSE REACTIONS, contact the FDA at 1-800-FDA-1088 or www.fda.gov/medwatch.

E. FOUGERA & CO.

A division of Fougere Pharmaceuticals Inc.
Melville, New York 11747

46254615A

R 01/2020

#49

PACKAGE LABEL – PRINCIPAL DISPLAY PANEL – 15 G CONTAINER

NDC 0168-0355-15

FOUGERA®



**HALOBETASOL
PROPIONATE
CREAM, 0.05%**

Rx only

**FOR DERMATOLOGICAL
USE ONLY.
NOT FOR OPHTHALMIC USE.**

**Warning: Keep out of the
reach of children.**

NET WT 15 grams

<p>NDC 0168-0355-15</p> <h1>Halobetasol Propionate Cream, 0.05%</h1> <p>fougera[®]</p> <p>Usual Dosage: Apply once or twice daily, or as directed by physician. See insert for complete information.</p> <p>Store at 20°C to 25°C (68°F to 77°F), excursions permitted 15°C to 30°C (59°F to 86°F). [See USP Controlled Room Temperature].</p> <p>Lot no. and exp. date on carton and crimp of tube.</p> <p>E. FOUGERA & CO. A division of Fougera Pharmaceuticals Inc. Melville, New York 11747</p>	<p>R only</p> <p>FOR DERMATOLOGICAL USE ONLY. NOT FOR OPHTHALMIC USE. KEEP OUT OF THE REACH OF CHILDREN.</p> <p>TO OPEN: Use cap to puncture seal. IMPORTANT: Do not use if seal has been punctured or is not visible.</p> <h2>NET WT 15 grams</h2> <p>Each gram contains 0.5 mg/g of halobetasol propionate USP in a cream base of cetyl alcohol, diazolidinyl urea, glycerin, isopropyl isostearate, isopropyl palmitate, methylchloroisoethiazolinone, (and) methylisothiazolinone, steareth-21 and water.</p> <p>46254611A R11/19</p>  <p>N 3 0168-0355-15 3</p>	<p>#69</p> 	
---	---	---	--

PACKAGE LABEL – PRINCIPAL DISPLAY PANEL – 15 G CARTON

NDC 0168-0355-15

FOUGERA[®]

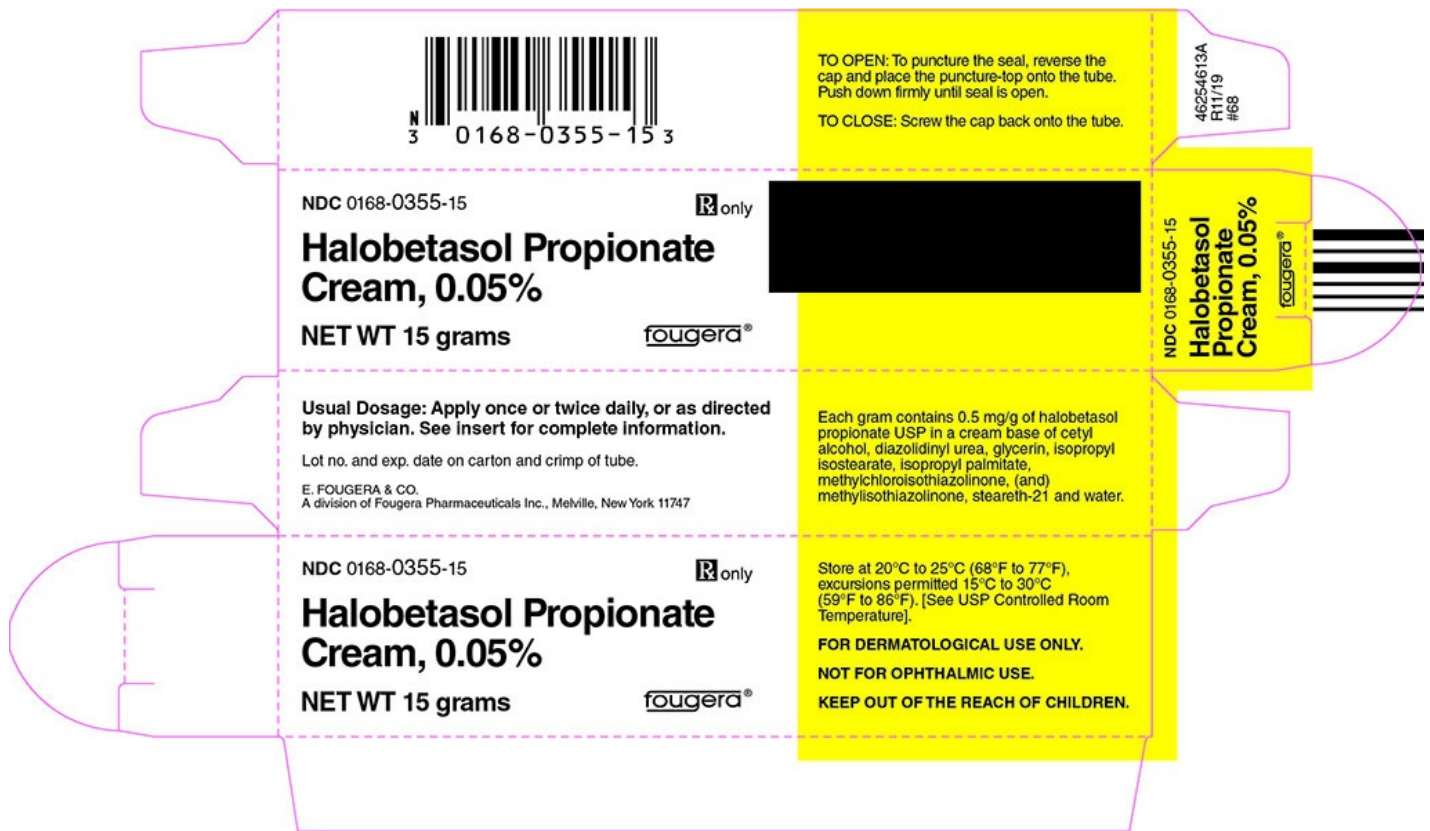
**HALOBETASOL PROPIONATE
CREAM, 0.05%**

Rx only

**FOR DERMATOLOGICAL USE ONLY.
NOT FOR OPHTHALMIC USE.**

**Warning: Keep out of
reach of children.**

NET WT 15 grams



HALOBETASOL PROPIONATE

halobetasol propionate cream

Product Information

Product Type	HUMAN PRESCRIPTION DRUG	Item Code (Source)	NDC:0168-0355
Route of Administration	TOPICAL		

Active Ingredient/Active Moiety

Ingredient Name	Basis of Strength	Strength
HALOBETASOL PROPIONATE (UNII: 91A0K1TY3Z) (HALOBETASOL - UNII:9P6159HM7T)	HALOBETASOL PROPIONATE	0.5 mg in 1 g

Inactive Ingredients

Ingredient Name	Strength
CETYL ALCOHOL (UNII: 936JST6JCN)	
DIAZOLIDINYL UREA (UNII: H5RIZ3MPW4)	
GLYCERIN (UNII: PDC6A3C0OX)	
ISOPROPYL ISOSTEARATE (UNII: C67IXB9Y7T)	
ISOPROPYL PALMITATE (UNII: 8CRQ2TH63M)	
METHYLCHLOROISOThIAZOLINONE (UNII: DEL7T5QRPN)	
METHYLISOThIAZOLINONE (UNII: 229D0E1QFA)	
STEARETH-21 (UNII: 53J3F32P58)	
WATER (UNII: 059QF0KO0R)	

Packaging

#	Item Code	Package Description	Marketing Start Date	Marketing End Date
1	NDC:0168-0355-15	15 g in 1 TUBE; Type 0: Not a Combination Product	12/16/2004	
2	NDC:0168-0355-50	50 g in 1 TUBE; Type 0: Not a Combination Product	12/16/2004	

Marketing Information

Marketing Category	Application Number or Monograph Citation	Marketing Start Date	Marketing End Date
ANDA	ANDA077001	12/16/2004	

Labeler - Fougera Pharmaceuticals Inc. (043838424)

Establishment

Name	Address	ID/FEI	Business Operations
Fougera Pharmaceuticals Inc.		174491316	MANUFACTURE(0168-0355)

Establishment

Name	Address	ID/FEI	Business Operations
Fougera Pharmaceuticals Inc.		043838424	ANALYSIS(0168-0355)

Establishment

Name	Address	ID/FEI	Business Operations
Hovione FarmaCiencia S.A.		449818434	API MANUFACTURE(0168-0355)

Revised: 2/2021

Fougera Pharmaceuticals Inc.