

CEFTRIAXONE SODIUM- ceftriaxone sodium injection, powder, for solution Apotex Corp.

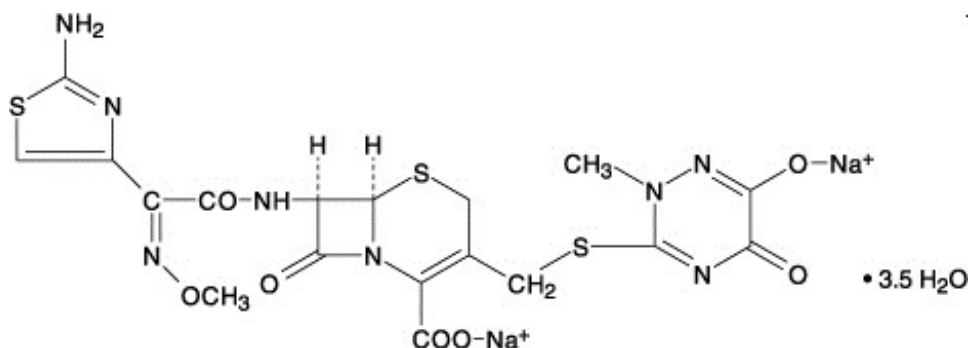
Ceftriaxone for Injection, USP

Rx only

To reduce the development of drug-resistant bacteria and maintain the effectiveness of Ceftriaxone for injection, USP and other antibacterial drugs, Ceftriaxone for injection, USP should be used only to treat or prevent infections that are proven or strongly suspected to be caused by bacteria.

DESCRIPTION

Ceftriaxone for injection, USP is a sterile, semisynthetic, broad-spectrum cephalosporin antibiotic for intravenous or intramuscular administration. Ceftriaxone sodium is (6R,7R)-7-[2-(2-Amino-4-thiazolyl)glyoxylamido]-8-oxo-3-[[[(1,2,5,6-tetrahydro-2-methyl-5,6-dioxo-as-triazin-3-yl)thio]methyl]-5-thia-1-azabicyclo[4.2.0]oct-2-ene-2-carboxylic acid, 7²-(Z)-(O-methyloxime), disodium salt, sesquaterhydrate. The chemical formula of ceftriaxone sodium is C₁₈H₁₆N₈Na₂O₇S₃•3.5H₂O. It has a calculated molecular weight of 661.59 and the following structural formula:



Ceftriaxone for injection, USP is a white to yellowish-orange crystalline powder which is readily soluble in water, sparingly soluble in methanol and very slightly soluble in ethanol. The pH of a 1% aqueous solution is approximately 6.7. The color of Ceftriaxone for injection, USP solutions ranges from light yellow to amber, depending on the length of storage, concentration and diluent used. Each vial contains ceftriaxone sodium equivalent to 250 mg, 500 mg, 1 g or 2 g of ceftriaxone activity.

Ceftriaxone for injection, USP contains approximately 83 mg (3.6 mEq) of sodium per gram of ceftriaxone activity.

CLINICAL PHARMACOLOGY

Average plasma concentrations of ceftriaxone following a single 30-minute intravenous (IV) infusion of a 0.5, 1 or 2 g dose and intramuscular (IM) administration of a single 0.5 (250 mg/mL or 350 mg/mL concentrations) or 1 g dose in healthy subjects are presented in Table 1.

Table 1 Ceftriaxone Plasma Concentrations After Single Dose Administration

Dose/Route	Average Plasma Concentrations (mcg/mL)								
	0.5 hr	1 hr	2 hr	4 hr	6 hr	8 hr	12 hr	16 hr	24 hr
0.5 g IV *	82	59	48	37	29	23	15	10	5
0.5 g IM									
250 mg/mL	22	33	38	35	30	26	16	ND	5
0.5 g IM									
350 mg/mL	20	32	38	34	31	24	16	ND	5
1 g IV *	151	111	88	67	53	43	28	18	9
1 g IM	40	68	76	68	56	44	29	ND	ND
2 g IV *	257	192	154	117	89	74	46	31	15

* IV doses were infused at a constant rate over 30 minutes. ND = Not determined.

Ceftriaxone was completely absorbed following IM administration with mean maximum plasma concentrations occurring between 2 and 3 hours post-dose. Multiple IV or IM doses ranging from 0.5 to 2 g at 12- to 24-hour intervals resulted in 15% to 36% accumulation of ceftriaxone above single dose values.

Ceftriaxone concentrations in urine are shown in Table 2.

Table 2 Urinary Concentrations of Ceftriaxone After Single Dose Administration

Dose/Route	Average Urinary Concentrations (mcg/mL)					
	0 to 2 hr	2 to 4 hr	4 to 8 hr	8 to 12 hr	12 to 24 hr	24 to 48 hr
0.5 g IV	526	366	142	87	70	15
0.5 g IM	115	425	308	127	96	28
1 g IV	995	855	293	147	132	32
1 g IM	504	628	418	237	ND	ND
2 g IV	2692	1976	757	274	198	40

ND = Not determined.

Thirty-three percent to 67% of a ceftriaxone dose was excreted in the urine as unchanged drug and the remainder was secreted in the bile and ultimately found in the feces as microbiologically inactive compounds. After a 1 g IV dose, average concentrations of ceftriaxone, determined from 1 to 3 hours after dosing, were 581 mcg/mL in the gallbladder bile, 788 mcg/mL in the common duct bile, 898 mcg/mL in the cystic duct bile, 78.2 mcg/g in the gallbladder wall and 62.1 mcg/mL in the concurrent plasma.

Over a 0.15 to 3 g dose range in healthy adult subjects, the values of elimination half-life ranged from 5.8 to 8.7 hours; apparent volume of distribution from 5.78 to 13.5 L; plasma clearance from 0.58 to 1.45 L/hour; and renal clearance from 0.32 to 0.73 L/hour. Ceftriaxone is reversibly bound to human plasma proteins, and the binding decreased from a value of 95% bound at plasma concentrations of <25 mcg/mL to a value of 85% bound at 300 mcg/mL. Ceftriaxone crosses the blood placenta barrier.

The average values of maximum plasma concentration, elimination half-life, plasma clearance and volume of distribution after a 50 mg/kg IV dose and after a 75 mg/kg IV dose in pediatric patients suffering from bacterial meningitis are shown in Table 3. Ceftriaxone penetrated the inflamed meninges of infants and pediatric patients; CSF concentrations after a 50 mg/kg IV dose and after a 75 mg/kg IV dose are also shown in Table 3.

Table 3 Average Pharmacokinetic Parameters of Ceftriaxone in Pediatric Patients With Meningitis

	50 mg/kg IV	75 mg/kg IV
Maximum Plasma Concentrations (mcg/mL)	216	275
Elimination Half-life (hr)	4.6	4.3
Plasma Clearance (mL/hr/kg)	49	60
Volume of Distribution (mL/kg)	338	373
CSF Concentration—inflamed meninges (mcg/mL)	5.6	6.4
Range (mcg/mL)	1.3 to 18.5	1.3 to 44
Time after dose (hr)	3.7 (\pm 1.6)	3.3 (\pm 1.4)

Compared to that in healthy adult subjects, the pharmacokinetics of ceftriaxone were only minimally altered in elderly subjects and in patients with renal impairment or hepatic dysfunction (Table 4); therefore, dosage adjustments are not necessary for these patients with ceftriaxone dosages up to 2 g per day. Ceftriaxone was not removed to any significant extent from the plasma by hemodialysis; in six of 26 dialysis patients, the elimination rate of ceftriaxone was markedly reduced.

Table 4 Average Pharmacokinetic Parameters of Ceftriaxone in Humans

Subject Group	Elimination Half-Life (hr)	Plasma Clearance (L/hr)	Volume of Distribution (L)
Healthy Subjects	5.8 to 8.7	0.58 to 1.45	5.8 to 13.5
Elderly Subjects (mean age, 70.5 yr)	8.9	0.83	10.7
Patients With Renal Impairment			
Hemodialysis Patients (0 to 5 mL/min) *	14.7	0.65	13.7
Severe (5 to 15 mL/min)	15.7	0.56	12.5
Moderate (16 to 30 mL/min)	11.4	0.72	11.8
Mild (31 to 60 mL/min)	12.4	0.70	13.3
Patients With Liver Disease	8.8	1.1	13.6

* Creatinine clearance.

The elimination of ceftriaxone is not altered when Ceftriaxone for injection is co-administered with probenecid.

Pharmacokinetics in the Middle Ear Fluid: In one study, total ceftriaxone concentrations (bound and unbound) were measured in middle ear fluid obtained during the insertion of tympanostomy tubes in 42 pediatric patients with otitis media. Sampling

times were from 1 to 50 hours after a single intramuscular injection of 50 mg/kg of ceftriaxone. Mean (\pm SD) ceftriaxone levels in the middle ear reached a peak of 35 (\pm 12) mcg/mL at 24 hours, and remained at 19 (\pm 7) mcg/mL at 48 hours. Based on middle ear fluid ceftriaxone concentrations in the 23 to 25 hour and the 46 to 50 hour sampling time intervals, a half-life of 25 hours was calculated. Ceftriaxone is highly bound to plasma proteins. The extent of binding to proteins in the middle ear fluid is unknown.

Interaction with Calcium: Two in vitro studies, one using adult plasma and the other neonatal plasma from umbilical cord blood have been carried out to assess interaction of ceftriaxone and calcium. Ceftriaxone concentrations up to 1 mM (in excess of concentrations achieved in vivo following administration of 2 g ceftriaxone infused over 30 minutes) were used in combination with calcium concentrations up to 12 mM (48 mg/dL). Recovery of ceftriaxone from plasma was reduced with calcium concentrations of 6 mM (24 mg/dL) or higher in adult plasma or 4 mM (16 mg/dL) or higher in neonatal plasma. This may be reflective of ceftriaxone-calcium precipitation.

Microbiology:

Mechanism of Action

Ceftriaxone is a bactericidal agent that acts by inhibition of bacterial cell wall synthesis. Ceftriaxone has activity in the presence of some beta-lactamases, both penicillinases and cephalosporinases, of Gram-negative and Gram-positive bacteria.

Resistance

Resistance to ceftriaxone is primarily through hydrolysis by beta-lactamase, alteration of penicillin-binding proteins (PBPs), and decreased permeability.

Interaction with Other Antimicrobials

In an in vitro study antagonistic effects have been observed with the combination of chloramphenicol and ceftriaxone.

Antimicrobial Activity

Ceftriaxone has been shown to be active against most isolates of the following bacteria, both in vitro and in clinical infections as described in the INDICATIONS AND USAGE (1) section:

- Gram-negative bacteria

Acinetobacter calcoaceticus

Enterobacter aerogenes

Enterobacter cloacae

Escherichia coli

Haemophilus influenzae

Haemophilus parainfluenzae

Klebsiella oxytoca

Klebsiella pneumoniae

Moraxella catarrhalis

Morganella morganii

Neisseria gonorrhoeae

Neisseria meningitidis
Proteus mirabilis
Proteus vulgaris
Pseudomonas aeruginosa
Serratia marcescens

- Gram-positive bacteria

Staphylococcus aureus
Staphylococcus epidermidis
Streptococcus pneumoniae
Streptococcus pyogenes
Viridans group streptococci

- Anaerobic bacteria

Bacteroides fragilis
Clostridium species
Peptostreptococcus species

The following *in vitro* data are available, but their clinical significance is unknown. At least 90 percent of the following microorganisms exhibit an *in vitro* minimum inhibitory concentration (MIC) less than or equal to the susceptible breakpoint for ceftriaxone. However, the efficacy of ceftriaxone in treating clinical infections due to these microorganisms has not been established in adequate and well-controlled clinical trials.

- Gram-negative bacteria

Citrobacter diversus
Citrobacter freundii
Providencia species (including Providencia rettgeri)
Salmonella species (including Salmonella typhi)
Shigella species

- Gram-positive bacteria

Streptococcus agalactiae

- Anaerobic bacteria

Porphyromonas (Bacteroides) melaninogenicus
Prevotella (Bacteroides) bivia

Susceptibility Testing

For specific information regarding susceptibility test interpretive criteria and associated test methods and quality control standards recognized by FDA for this drug, please see: <https://www.fda.gov/STIC>.

INDICATIONS AND USAGE

Before instituting treatment with Ceftriaxone for injection, USP, appropriate specimens should be obtained for isolation of the causative organism and for determination of its susceptibility to the drug. Therapy may be instituted prior to obtaining results of susceptibility testing.

To reduce the development of drug-resistant bacteria and maintain the effectiveness of

Ceftriaxone for injection, USP and other antibacterial drugs, Ceftriaxone for injection, USP should be used only to treat or prevent infections that are proven or strongly suspected to be caused by susceptible bacteria. When culture and susceptibility information are available, they should be considered in selecting or modifying antibacterial therapy. In the absence of such data, local epidemiology and susceptibility patterns may contribute to the empiric selection of therapy.

Ceftriaxone for injection, USP is indicated for the treatment of the following infections when caused by susceptible organisms:

LOWER RESPIRATORY TRACT INFECTIONS caused by *Streptococcus pneumoniae*, *Staphylococcus aureus*, *Haemophilus influenzae*, *Haemophilus parainfluenzae*, *Klebsiella pneumoniae*, *Escherichia coli*, *Enterobacter aerogenes*, *Proteus mirabilis* or *Serratia marcescens*.

ACUTE BACTERIAL OTITIS MEDIA caused by *Streptococcus pneumoniae*, *Haemophilus influenzae* (including beta-lactamase producing strains) or *Moraxella catarrhalis* (including beta-lactamase producing strains).

NOTE: In one study lower clinical cure rates were observed with a single dose of Ceftriaxone for injection, USP compared to 10 days of oral therapy. In a second study comparable cure rates were observed between single dose Ceftriaxone for injection, USP and the comparator. The potentially lower clinical cure rate of Ceftriaxone for injection, USP should be balanced against the potential advantages of parenteral therapy (see **CLINICAL STUDIES**).

SKIN AND SKIN STRUCTURE INFECTIONS caused by *Staphylococcus aureus*, *Staphylococcus epidermidis*, *Streptococcus pyogenes*, Viridans group streptococci, *Escherichia coli*, *Enterobacter cloacae*, *Klebsiella oxytoca*, *Klebsiella pneumoniae*, *Proteus mirabilis*, *Morganella morganii*, **Pseudomonas aeruginosa*, *Serratia marcescens*, *Acinetobacter calcoaceticus*, *Bacteroides fragilis** or *Peptostreptococcus* species.

URINARY TRACT INFECTIONS (complicated and uncomplicated) caused by *Escherichia coli*, *Proteus mirabilis*, *Proteus vulgaris*, *Morganella morganii* or *Klebsiella pneumoniae*.

UNCOMPLICATED GONORRHEA (cervical/urethral and rectal) caused by *Neisseria gonorrhoeae*, including both penicillinase- and nonpenicillinase-producing strains, and pharyngeal gonorrhea caused by nonpenicillinase-producing strains of *Neisseria gonorrhoeae*.

PELVIC INFLAMMATORY DISEASE caused by *Neisseria gonorrhoeae*. Ceftriaxone for injection, USP, like other cephalosporins, has no activity against *Chlamydia trachomatis*. Therefore, when cephalosporins are used in the treatment of patients with pelvic inflammatory disease and *Chlamydia trachomatis* one of the suspected pathogens, appropriate antichlamydial coverage should be added.

BACTERIAL SEPTICEMIA caused by *Staphylococcus aureus*, *Streptococcus pneumoniae*, *Escherichia coli*, *Haemophilus influenzae* or *Klebsiella pneumoniae*.

BONE AND JOINT INFECTIONS caused by *Staphylococcus aureus*, *Streptococcus pneumoniae*, *Escherichia coli*, *Proteus mirabilis*, *Klebsiella pneumoniae* or *Enterobacter* species.

INTRA-ABDOMINAL INFECTIONS caused by *Escherichia coli*, *Klebsiella pneumoniae*, *Bacteroides fragilis*, *Clostridium* species (Note: most strains of *Clostridium difficile* are

resistant) or *Peptostreptococcus* species.

MENINGITIS Caused by *Haemophilus influenzae*, *Neisseria meningitidis* or *Streptococcus pneumoniae*. Ceftriaxone for injection, USP has also been used successfully in a limited number of cases of meningitis and shunt infection caused by *Staphylococcus epidermidis** and *Escherichia coli*.*

* Efficacy for this organism in this organ system was studied in fewer than ten infections.

SURGICAL PROPHYLAXIS: The preoperative administration of a single 1 g dose of Ceftriaxone for injection, USP may reduce the incidence of postoperative infections in patients undergoing surgical procedures classified as contaminated or potentially contaminated (eg, vaginal or abdominal hysterectomy or cholecystectomy for chronic calculous cholecystitis in high-risk patients, such as those over 70 years of age, with acute cholecystitis not requiring therapeutic antimicrobials, obstructive jaundice or common duct bile stones) and in surgical patients for whom infection at the operative site would present serious risk (eg, during coronary artery bypass surgery). Although Ceftriaxone for injection, USP has been shown to have been as effective as cefazolin in the prevention of infection following coronary artery bypass surgery, no placebo-controlled trials have been conducted to evaluate any cephalosporin antibiotic in the prevention of infection following coronary artery bypass surgery.

When administered prior to surgical procedures for which it is indicated, a single 1 g dose of Ceftriaxone for injection, USP provides protection from most infections due to susceptible organisms throughout the course of the procedure.

CONTRAINDICATIONS

Hypersensitivity

Ceftriaxone for injection is contraindicated in patients with known hypersensitivity to ceftriaxone, any of its excipients or to any other cephalosporin. Patients with previous hypersensitivity reactions to penicillin and other beta lactam antibacterial agents may be at greater risk of hypersensitivity to ceftriaxone (see **WARNINGS - Hypersensitivity**).

Neonates

Premature neonates: Ceftriaxone for injection is contraindicated in premature neonates up to a postmenstrual age of 41 weeks (gestational age + chronological age).

Hyperbilirubinemic neonates: Hyperbilirubinemic neonates should not be treated with Ceftriaxone for injection. Ceftriaxone can displace bilirubin from its binding to serum albumin, leading to a risk of bilirubin encephalopathy in these patients.

Neonates Requiring Calcium Containing IV Solutions

Ceftriaxone for injection is contraindicated in neonates (≤ 28 days) if they require (or are expected to require) treatment with calcium-containing IV solutions, including continuous calcium-containing infusions such as parenteral nutrition because of the risk of precipitation of ceftriaxone-calcium (see **CLINICAL PHARMACOLOGY, WARNINGS** and **DOSAGE AND ADMINISTRATION**).

Cases of fatal outcomes in which a crystalline material was observed in the lungs and kidneys at autopsy have been reported in neonates receiving Ceftriaxone for injection and calcium-containing fluids.

In some of these cases, the same intravenous infusion line was used for both Ceftriaxone for injection and calcium-containing fluids and in some a precipitate was observed in the intravenous infusion line. There have been no similar reports in patients other than neonates.

Lidocaine

Intravenous administration of ceftriaxone solutions containing lidocaine is contraindicated. When lidocaine solution is used as a solvent with ceftriaxone for intramuscular injection, exclude all contraindications to lidocaine. Refer to the prescribing information of lidocaine.

WARNINGS

Hypersensitivity Reactions

Before therapy with Ceftriaxone for injection is instituted, careful inquiry should be made to determine whether the patient has had previous hypersensitivity reactions to cephalosporins, penicillins and other beta-lactam agents or other drugs. This product should be given cautiously to penicillin and other beta-lactam agent-sensitive patients. Antibacterial drugs should be administered with caution to any patient who has demonstrated some form of allergy, particularly to drugs. Serious acute hypersensitivity reactions may require the use of subcutaneous epinephrine and other emergency measures.

As with all beta-lactam antibacterial agents, serious and occasionally fatal hypersensitivity reactions (i.e., anaphylaxis) have been reported. In case of severe hypersensitivity reactions, treatment with ceftriaxone must be discontinued immediately and adequate emergency measures must be initiated.

Interaction with Calcium-Containing Products

Do not use diluents containing calcium, such as Ringer's solution or Hartmann's solution, to reconstitute Ceftriaxone for injection vials or to further dilute a reconstituted vial for IV administration because a precipitate can form. Precipitation of ceftriaxone-calcium can also occur when Ceftriaxone for injection is mixed with calcium-containing solutions in the same IV administration line. Ceftriaxone for injection must not be administered simultaneously with calcium-containing IV solutions, including continuous calcium-containing infusions such as parenteral nutrition via a Y-site. However, in patients other than neonates, Ceftriaxone for injection and calcium-containing solutions may be administered sequentially of one another if the infusion lines are thoroughly flushed between infusions with a compatible fluid. *In vitro* studies using adult and neonatal plasma from umbilical cord blood demonstrated that neonates have an increased risk of precipitation of ceftriaxone-calcium (see **CLINICAL PHARMACOLOGY, CONTRAINDICATIONS** and **DOSAGE AND ADMINISTRATION**).

Neurological Adverse Reactions

Serious neurological adverse reactions have been reported during postmarketing surveillance with ceftriaxone use. These reactions include encephalopathy (disturbance of consciousness including somnolence, lethargy, and confusion), seizures, myoclonus, and non-convulsive status epilepticus (see **ADVERSE REACTIONS**). Some cases occurred in patients with severe renal impairment who did not receive appropriate dosage adjustment. However, in other cases, neurological adverse reactions occurred in patients receiving an appropriate dosage adjustment. The neurological adverse reactions were reversible and resolved after discontinuation. If neurological adverse reactions associated with Ceftriaxone for Injection therapy occur, discontinue Ceftriaxone for Injection and institute appropriate supportive measures. Make appropriate dosage adjustments in patients with severe renal impairment (see **DOSAGE AND ADMINISTRATION**).

***Clostridium difficile*-Associated Diarrhea**

Clostridium difficile associated diarrhea (CDAD) has been reported with use of nearly all antibacterial agents, including Ceftriaxone for injection, and may range in severity from mild diarrhea to fatal colitis. Treatment with antibacterial agents alters the normal flora of the colon leading to overgrowth of *C. difficile*.

C. difficile produces toxins A and B which contribute to the development of CDAD. Hypertoxin producing strains of *C. difficile* cause increased morbidity and mortality, as these infections can be refractory to antimicrobial therapy and may require colectomy. CDAD must be considered in all patients who present with diarrhea following antibiotic use. Careful medical history is necessary since CDAD has been reported to occur over two months after the administration of antibacterial agents.

If CDAD is suspected or confirmed, ongoing antibiotic use not directed against *C. difficile* may need to be discontinued. Appropriate fluid and electrolyte management, protein supplementation, antibiotic treatment of *C. difficile*, and surgical evaluation should be instituted as clinically indicated.

Hemolytic Anemia

An immune mediated hemolytic anemia has been observed in patients receiving cephalosporin class antibacterials including Ceftriaxone for injection. Severe cases of hemolytic anemia, including fatalities, have been reported during treatment in both adults and children. If a patient develops anemia while on ceftriaxone, the diagnosis of a cephalosporin associated anemia should be considered and ceftriaxone stopped until the etiology is determined.

PRECAUTIONS

Development of Drug-resistant Bacteria

Prescribing Ceftriaxone for injection in the absence of a proven or strongly suspected bacterial infection or a prophylactic indication is unlikely to provide benefit to the patient and increases the risk of the development of drug-resistant bacteria. Prolonged use of Ceftriaxone for injection may result in overgrowth of nonsusceptible organisms. Careful observation of the patient is essential. If superinfection occurs during therapy, appropriate measures should be taken.

Patients with Renal or Hepatic Impairment

Ceftriaxone is excreted via both biliary and renal excretion (see **CLINICAL PHARMACOLOGY**). Therefore, patients with renal failure normally require no adjustment in dosage when usual doses of Ceftriaxone for injection are administered.

Dosage adjustments should not be necessary in patients with hepatic dysfunction; however, in patients with both hepatic dysfunction and significant renal disease, caution should be exercised and the Ceftriaxone for injection dosage should not exceed 2 g daily.

Ceftriaxone is not removed by peritoneal- or hemodialysis. In patients undergoing dialysis no additional supplementary dosing is required following the dialysis. In patients with both severe renal and hepatic dysfunction, close clinical monitoring for safety and efficacy is advised.

Effect on Prothrombin Time

Alterations in prothrombin times have occurred in patients treated with Ceftriaxone for injection. Monitor prothrombin time during Ceftriaxone for injection treatment in patients with impaired vitamin K synthesis or low vitamin K stores (eg, chronic hepatic disease and malnutrition). Vitamin K administration (10 mg weekly) may be necessary if the prothrombin time is prolonged before or during therapy.

Concomitant use of ceftriaxone with Vitamin K antagonists may increase the risk of bleeding. Coagulation parameters should be monitored frequently, and the dose of the anticoagulant adjusted accordingly, both during and after treatment with ceftriaxone (see **ADVERSE REACTIONS**).

Gallbladder Pseudolithiasis

Ceftriaxone-calcium precipitates in the gallbladder have been observed in patients receiving Ceftriaxone for injection. These precipitates appear on sonography as an echo without acoustical shadowing suggesting sludge or as an echo with acoustical shadowing which may be misinterpreted as gallstones. The probability of such precipitates appears to be greatest in pediatric patients. Patients may be asymptomatic or may develop symptoms of gallbladder disease. The condition appears to be reversible upon discontinuation of ceftriaxone sodium and institution of conservative management. Discontinue ceftriaxone sodium in patients who develop signs and symptoms suggestive of gallbladder disease and/or the sonographic findings described above.

Urolithiasis and Post-Renal Acute Renal Failure

Ceftriaxone-calcium precipitates in the urinary tract have been observed in patients receiving Ceftriaxone for injection and may be detected as sonographic abnormalities. The probability of such precipitates appears to be greatest in pediatric patients. Patients may be asymptomatic or may develop symptoms of urolithiasis, and ureteral obstruction and post-renal acute renal failure. The condition appears to be reversible upon discontinuation of ceftriaxone sodium and institution of appropriate management. Ensure adequate hydration in patients receiving Ceftriaxone for injection. Discontinue Ceftriaxone for injection in patients who develop signs and symptoms suggestive of urolithiasis, oliguria or renal failure and/or the sonographic findings described above.

Pancreatitis

Cases of pancreatitis, possibly secondary to biliary obstruction, have been reported in

patients treated with Ceftriaxone for injection. Most patients presented with risk factors for biliary stasis and biliary sludge (preceding major therapy, severe illness, total parenteral nutrition). A cofactor role of Ceftriaxone for injection-related biliary precipitation cannot be ruled out.

Information for Patients:

- Advise patients that neurological adverse reactions could occur with Ceftriaxone for Injection use. Instruct patients or their caregivers to inform their healthcare provider at once of any neurological signs and symptoms, including encephalopathy (disturbance of consciousness including somnolence, lethargy, and confusion), seizures, myoclonus, and non-convulsive status epilepticus, for immediate treatment, or discontinuation of Ceftriaxone for Injection (see **WARNINGS AND PRECAUTIONS**).
- Patients should be counseled that antibacterial drugs including Ceftriaxone for injection should only be used to treat bacterial infections. They do not treat viral infections (eg, common cold).
- When Ceftriaxone for injection is prescribed to treat a bacterial infection, patients should be told that although it is common to feel better early in the course of therapy, the medication should be taken exactly as directed. Skipping doses or not completing the full course of therapy may (1) decrease the effectiveness of the immediate treatment and (2) increase the likelihood that bacteria will develop resistance and will not be treatable by Ceftriaxone for injection or other antibacterial drugs in the future.
- Diarrhea is a common problem caused by antibiotics which usually ends when the antibiotic is discontinued. Sometimes after starting treatment with antibiotics, patients can develop watery and bloody stools (with or without stomach cramps and fever) even as late as two or more months after having taken the last dose of the antibiotic. If this occurs, patients should contact their physician as soon as possible.

Carcinogenesis, Mutagenesis, Impairment of Fertility:

Carcinogenesis: Considering the maximum duration of treatment and the class of the compound, carcinogenicity studies with ceftriaxone in animals have not been performed. The maximum duration of animal toxicity studies was 6 months.

Mutagenesis: Genetic toxicology tests included the Ames test, a micronucleus test and a test for chromosomal aberrations in human lymphocytes cultured *in vitro* with ceftriaxone. Ceftriaxone showed no potential for mutagenic activity in these studies.

Impairment of Fertility: Ceftriaxone produced no impairment of fertility when given intravenously to rats at daily doses up to 586 mg/kg/day, approximately 20 times the recommended clinical dose of 2 g/day.

Pregnancy: Teratogenic Effects: Pregnancy Category B. Reproductive studies have been performed in mice and rats at doses up to 20 times the usual human dose and have no evidence of embryotoxicity, fetotoxicity or teratogenicity. In primates, no embryotoxicity or teratogenicity was demonstrated at a dose approximately 3 times the human dose.

There are, however, no adequate and well-controlled studies in pregnant women.

Because animal reproductive studies are not always predictive of human response, this drug should be used during pregnancy only if clearly needed.

Nonteratogenic Effects:In rats, in the Segment I (fertility and general reproduction) and Segment III (perinatal and postnatal) studies with intravenously administered ceftriaxone, no adverse effects were noted on various reproductive parameters during gestation and lactation, including postnatal growth, functional behavior and reproductive ability of the offspring, at doses of 586 mg/kg/day or less.

Nursing Mothers:Low concentrations of ceftriaxone are excreted in human milk. Caution should be exercised when Ceftriaxone for injection is administered to a nursing woman.

Pediatric Use:Safety and effectiveness of Ceftriaxone for injection in neonates, infants and pediatric patients have been established for the dosages described in the **DOSAGE AND ADMINISTRATION** section. *In vitro* studies have shown that ceftriaxone, like some other cephalosporins, can displace bilirubin from serum albumin. Ceftriaxone for injection should not be administered to hyperbilirubinemic neonates, especially prematures (see **CONTRAINDICATIONS**).

Geriatric Use:Of the total number of subjects in clinical studies of Ceftriaxone for injection, 32% were 60 and over. No overall differences in safety or effectiveness were observed between these subjects and younger subjects, and other reported clinical experience has not identified differences in responses between the elderly and younger patients, but greater sensitivity of some older individuals cannot be ruled out.

The pharmacokinetics of ceftriaxone were only minimally altered in geriatric patients compared to healthy adult subjects and dosage adjustments are not necessary for geriatric patients with ceftriaxone dosages up to 2 g per day provided there is no severe renal and hepatic impairment (see **CLINICAL PHARMACOLOGY**).

Influence on Diagnostic Tests:In patients treated with Ceftriaxone for injection the Coombs' test may become positive. Ceftriaxone for injection, like other antibacterial drugs, may result in positive test results for galactosemia.

Nonenzymatic methods for the glucose determination in urine may give false-positive results. For this reason, urine-glucose determination during therapy with Ceftriaxone for injection should be done enzymatically.

The presence of ceftriaxone may falsely lower estimated blood glucose values obtained with some blood glucose monitoring systems. Please refer to instructions for use for each system. Alternative testing methods should be used if necessary.

ADVERSE REACTIONS

Ceftriaxone for injection is generally well tolerated. In clinical trials, the following adverse reactions, which were considered to be related to Ceftriaxone for injection therapy or of uncertain etiology, were observed:

LOCAL REACTIONS—pain, induration and tenderness was 1% overall. Phlebitis was reported in <1% after IV administration. The incidence of warmth, tightness or induration was 17% (3/17) after IM administration of 350 mg/mL and 5% (1/20) after IM

administration of 250 mg/mL.

GENERAL DISORDERS AND ADMINISTRATION SITE CONDITIONS—injection site pain (0.6%).

HYPERSENSITIVITY—rash (1.7%). Less frequently reported (<1%) were pruritus, fever or chills.

INFECTIONS AND INFESTATIONS—genital fungal infection (0.1%).

HEMATOLOGIC—eosinophilia (6%), thrombocytosis (5.1%) and leukopenia (2.1%). Less frequently reported (<1%) were anemia, hemolytic anemia, neutropenia, lymphopenia, thrombocytopenia and prolongation of the prothrombin time.

BLOOD AND LYMPHATIC DISORDERS—granulocytopenia (0.9%), coagulopathy (0.4%).

GASTROINTESTINAL—diarrhea/loose stools (2.7%). Less frequently reported (<1%) were nausea or vomiting, and dysgeusia. The onset of pseudomembranous colitis symptoms may occur during or after antibacterial treatment (see **WARNINGS**).

HEPATIC—elevations of aspartate aminotransferase (AST) (3.1%) or alanine aminotransferase (ALT) (3.3%). Less frequently reported (<1%) were elevations of alkaline phosphatase and bilirubin.

RENAL—elevations of the BUN (1.2%). Less frequently reported (<1%) were elevations of creatinine and the presence of casts in the urine.

CENTRAL NERVOUS SYSTEM—headache or dizziness were reported occasionally (<1%).

GENITOURINARY—moniliasis or vaginitis were reported occasionally (<1%).

MISCELLANEOUS—diaphoresis and flushing were reported occasionally (<1%).

INVESTIGATIONS—blood creatinine increased (0.6%).

Other rarely observed adverse reactions (<0.1%) include abdominal pain, agranulocytosis, allergic pneumonitis, anaphylaxis, basophilia, biliary lithiasis, bronchospasm, colitis, dyspepsia, epistaxis, flatulence, gallbladder sludge, glycosuria, hematuria, jaundice, leukocytosis, lymphocytosis, monocytosis, nephrolithiasis, palpitations, a decrease in the prothrombin time, renal precipitations, seizures, and serum sickness.

Postmarketing Experience: In addition to the adverse reactions reported during clinical trials, the following adverse experiences have been reported during clinical practice in patients treated with Ceftriaxone for injection. Data are generally insufficient to allow an estimate of incidence or to establish causation.

A small number of cases of fatal outcomes in which a crystalline material was observed in the lungs and kidneys at autopsy have been reported in neonates receiving Ceftriaxone for injection and calcium-containing fluids. In some of these cases, the same intravenous infusion line was used for both Ceftriaxone for injection and calcium-containing fluids and in some a precipitate was observed in the intravenous infusion line. At least one fatality has been reported in a neonate in whom Ceftriaxone for injection and calcium-containing fluids were administered at different time points via different intravenous lines; no crystalline material was observed at autopsy in this neonate. There have been no similar reports in patients other than neonates.

GASTROINTESTINAL– pancreatitis, stomatitis and glossitis.

GENITOURINARY– oliguria, ureteric obstruction, post-renal acute renal failure.

DERMATOLOGIC –exanthema, allergic dermatitis, urticaria, edema; acute generalized exanthematous pustulosis (AGEP) and isolated cases of severe cutaneous adverse reactions (erythema multiforme, Stevens-Johnson syndrome or Lyell’s syndrome/toxic epidermal necrolysis) have been reported.

HEMATOLOGICAL CHANGES: Isolated cases of agranulocytosis ($< 500/\text{mm}^3$) have been reported, most of them after 10 days of treatment and following total doses of 20 g or more.

NEUROLOGIC– Encephalopathy, seizures, myoclonus, and non-convulsive status epilepticus (see **WARNINGS AND PRECAUTIONS**).

OTHER, Adverse Reactions: symptomatic precipitation of ceftriaxone calcium salt in the gallbladder, kernicterus, oliguria, and anaphylactic or anaphylactoid reactions.

Cephalosporin Class Adverse Reactions

In addition to the adverse reactions listed above which have been observed in patients treated with ceftriaxone, the following adverse reactions and altered laboratory test results have been reported for cephalosporin class antibiotics:

Adverse Reactions: Allergic reactions, drug fever, serum sickness-like reaction, renal dysfunction, toxic nephropathy, reversible hyperactivity, hypertonia, hepatic dysfunction including cholestasis, aplastic anemia, hemorrhage, and superinfection.

Altered Laboratory Tests: Positive direct Coombs' test, false-positive test for urinary glucose, and elevated LDH (see **PRECAUTIONS**).

Several cephalosporins have been implicated in triggering seizures, particularly in patients with renal impairment when the dosage was not reduced (see **DOSAGE AND ADMINISTRATION**). If seizures associated with drug therapy occur, the drug should be discontinued. Anticonvulsant therapy can be given if clinically indicated.

OVERDOSAGE

Ceftriaxone overdosage has been reported in patients with severe renal impairment. Reactions have included neurological outcomes, including encephalopathy, seizures, myoclonus, and non-convulsive status epilepticus. In the event of overdosage, discontinue Ceftriaxone for Injection therapy and provide general supportive treatment (see **DOSAGE AND ADMINISTRATION** and **WARNINGS AND PRECAUTIONS**).

In the case of overdosage, drug concentration would not be reduced by hemodialysis or peritoneal dialysis. There is no specific antidote. Treatment of overdosage should be symptomatic.

DOSAGE AND ADMINISTRATION

Ceftriaxone for injection may be administered intravenously or intramuscularly.

Do not use diluents containing calcium, such as Ringer’s solution or Hartmann’s

solution, to reconstitute Ceftriaxone for injection vials or to further dilute a reconstituted vial for IV administration because a precipitate can form. Precipitation of ceftriaxone-calcium can also occur when Ceftriaxone for injection is mixed with calcium-containing solutions in the same IV administration line.

Ceftriaxone for injection must not be administered simultaneously with calcium-containing IV solutions, including continuous calcium-containing infusions such as parenteral nutrition via a Y-site. However, in patients other than neonates, Ceftriaxone for injection and calcium-containing solutions may be administered sequentially of one another if the infusion lines are thoroughly flushed between infusions with a compatible fluid (see **WARNINGS**).

There have been no reports of an interaction between ceftriaxone and oral calcium-containing products or interaction between intramuscular ceftriaxone and calcium-containing products (IV or oral).

*NEONATES:*Hyperbilirubinemic neonates, especially prematures, should not be treated with Ceftriaxone for injection. Ceftriaxone for injection is contraindicated in premature neonates (see **CONTRAINDICATIONS**).

Ceftriaxone for injection is contraindicated in neonates (≤ 28 days) if they require (or are expected to require) treatment with calcium-containing IV solutions, including continuous calcium-containing infusions such as parenteral nutrition because of the risk of precipitation of ceftriaxone-calcium (see **CONTRAINDICATIONS**).

Intravenous doses should be given over 60 minutes in neonates to reduce the risk of bilirubin encephalopathy.

*PEDIATRIC PATIENTS:*For the treatment of skin and skin structure infections, the recommended total daily dose is 50 to 75 mg/kg given once a day (or in equally divided doses twice a day). The total daily dose should not exceed 2 g.

For the treatment of acute bacterial otitis media, a single intramuscular dose of 50 mg/kg (not to exceed 1 g) is recommended (see **INDICATIONS AND USAGE**).

For the treatment of serious miscellaneous infections other than meningitis, the recommended total daily dose is 50 to 75 mg/kg, given in divided doses every 12 hours. The total daily dose should not exceed 2 g.

In the treatment of meningitis, it is recommended that the initial therapeutic dose be 100 mg/kg (not to exceed 4 g). Thereafter, a total daily dose of 100 mg/kg/day (not to exceed 4 g daily) is recommended. The daily dose may be administered once a day (or in equally divided doses every 12 hours). The usual duration of therapy is 7 to 14 days.

*ADULTS:*The usual adult daily dose is 1 to 2 g given once a day (or in equally divided doses twice a day) depending on the type and severity of infection. The total daily dose should not exceed 4 g.

If *Chlamydia trachomatis* a suspected pathogen, appropriate antichlamydial coverage should be added, because ceftriaxone sodium has no activity against this organism.

For the treatment of uncomplicated gonococcal infections, a single intramuscular dose of 250 mg is recommended.

For preoperative use (surgical prophylaxis), a single dose of 1 g administered

intravenously 1/2 to 2 hours before surgery is recommended.

Generally, Ceftriaxone for injection therapy should be continued for at least 2 days after the signs and symptoms of infection have disappeared. The usual duration of therapy is 4 to 14 days; in complicated infections, longer therapy may be required.

When treating infections caused by *Streptococcus pyogenes*, therapy should be continued for at least 10 days.

No dosage adjustment is necessary for patients with impairment of renal or hepatic function (see **PRECAUTIONS**).

The dosages recommended for adults require no modification in elderly patients, up to 2 g per day, provided there is no severe renal and hepatic impairment (see **PRECAUTIONS**).

*DIRECTIONS FOR USE:*Intramuscular Administration: Reconstitute Ceftriaxone for injection powder with the appropriate diluent (see **COMPATIBILITY AND STABILITY**).

Inject diluent into vial, shake vial thoroughly to form solution. Withdraw entire contents of vial into syringe to equal total labeled dose.

After reconstitution, each 1 mL of solution contains approximately 250 mg or 350 mg equivalent of ceftriaxone according to the amount of diluent indicated below. **If required, more dilute solutions could be utilized. A 350 mg/mL concentration is not recommended for the 250 mg vial since it may not be possible to withdraw the entire contents.**

As with all intramuscular preparations, Ceftriaxone for injection should be injected well within the body of a relatively large muscle; aspiration helps to avoid unintentional injection into a blood vessel.

<u>Vial Dosage Size</u>	<u>Amount of Diluent to be Added</u>	
	<u>250 mg/mL</u>	<u>350 mg/mL</u>
250 mg	0.9 mL	-
500 mg	1.8 mL	1.0 mL
1 g	3.6 mL	2.1 mL
2 g	7.2 mL	4.2 mL

*Intravenous Administration:*Ceftriaxone for injection should be administered intravenously by infusion over a period of 30 minutes, except in neonates where administration over 60 minutes is recommended to reduce the risk of bilirubin encephalopathy. Concentrations between 10 mg/mL and 40 mg/mL are recommended; however, lower concentrations may be used if desired. Reconstitute vials with an appropriate IV diluent (see **COMPATIBILITY AND STABILITY**).

<u>Vial Dosage Size</u>	<u>Amount of Diluent to be Added</u>
250 mg	2.4 mL
500 mg	4.8 mL
1 g	9.6 mL
2 g	19.2 mL

After reconstitution, each 1 mL of solution contains approximately 100 mg equivalent of ceftriaxone. Withdraw entire contents and dilute to the desired concentration with the appropriate IV diluent.

COMPATIBILITY AND STABILITY: Do not use diluents containing calcium, such as Ringer's solution or Hartmann's solution, to reconstitute Ceftriaxone for injection vials or to further dilute a reconstituted vial for IV administration. Particulate formation can result.

Ceftriaxone has been shown to be compatible with Flagyl® IV (metronidazole hydrochloride). The concentration should not exceed 5 to 7.5 mg/mL metronidazole hydrochloride with ceftriaxone 10 mg/mL as an admixture. The admixture is stable for 24 hours at room temperature only in 0.9% sodium chloride injection or 5% dextrose in water (D5W). No compatibility studies have been conducted with the Flagyl® IV RTU® (metronidazole) formulation or using other diluents. Metronidazole at concentrations greater than 8 mg/mL will precipitate. Do not refrigerate the admixture as precipitation will occur.

Vancomycin, ampicillin, aminoglycosides, and fluconazole are physically incompatible with ceftriaxone in admixtures. When any of these drugs are to be administered concomitantly with ceftriaxone by intermittent intravenous infusion, it is recommended that they be given sequentially, with thorough flushing of the intravenous lines (with one of the compatible fluids) between the administrations.

Ceftriaxone for injection solutions should not be physically mixed with or piggybacked into solutions containing other antimicrobial drugs or into diluent solutions other than those listed above, due to possible incompatibility (see **WARNINGS**).

Ceftriaxone for injection sterile powder should be stored at 20° to 25°C (68° to 77°F) [See USP Controlled Room Temperature]. Protect from light. After reconstitution, protection from normal light is not necessary. **The color of solutions ranges from light yellow to amber, depending on the length of storage, concentration and diluent used.**

Ceftriaxone for injection *intramuscular* solutions remain stable (loss of potency less than 10%) for the following time periods:

Diluent	Concentration mg/ml	Storage	
		Room Temp. (25°C)	Refrigerated (4°C)
Sterile Water for Injection	100	2 days	10 days
	250, 350	24 hours	3 days
0.9% Sodium Chloride Solution	100	2 days	10 days
	250, 350	24 hours	3 days
5% Dextrose Solution	100	2 days	10 days
	250, 350	24 hours	3 days
Bacteriostatic Water + 0.9%	100	24 hours	10 days
Benzyl Alcohol	250, 350	24 hours	3 days
1% Lidocaine Solution (without epinephrine)	100	24 hours	10 days
	250, 350	24 hours	3 days

Ceftriaxone for injection *intravenous* solutions, at concentrations of 10, 20 and 40 mg/mL, remain stable (loss of potency less than 10%) for the following time periods stored in glass or PVC containers:

Diluent	Storage	
	Room Temp. (25°C)	Refrigerated (4°C)
Sterile Water	2 days	10 days
0.9% Sodium Chloride Solution	2 days	10 days
5% Dextrose Solution	2 days	10 days
10% Dextrose Solution	2 days	10 days
5% Dextrose + 0.9% Sodium Chloride Solution *	2 days	Incompatible
5% Dextrose + 0.45% Sodium Chloride Solution	2 days	Incompatible

* Data available for 10 to 40 mg/mL concentrations in this diluent in PVC containers only.

The following *intravenous* Ceftriaxone for injection solutions are stable at room temperature (25°C) for 24 hours, at concentrations between 10 mg/mL and 40 mg/mL: Sodium Lactate (PVC container), 10% Invert Sugar (glass container), 5% Sodium Bicarbonate (glass container), Freamine III (glass container), Normosol-M in 5% Dextrose (glass and PVC containers), Ionosol-B in 5% Dextrose (glass container), 5% Mannitol (glass container), 10% Mannitol (glass container).

After the indicated stability time periods, unused portions of solutions should be discarded.

NOTE: Parenteral drug products should be inspected visually for particulate matter before administration.

Ceftriaxone for injection reconstituted with 5% Dextrose or 0.9% Sodium Chloride solution at concentrations between 10 mg/mL and 40 mg/mL, and then stored in frozen state (-20°C) in PVC or polyolefin containers, remains stable for 26 weeks.

Frozen solutions of Ceftriaxone for injection should be thawed at room temperature before use. After thawing, unused portions should be discarded. **DO NOT REFREEZE.**

ANIMAL PHARMACOLOGY

Concretions consisting of the precipitated calcium salt of ceftriaxone have been found in the gallbladder bile of dogs and baboons treated with ceftriaxone.

These appeared as a gritty sediment in dogs that received 100 mg/kg/day for 4 weeks. A similar phenomenon has been observed in baboons but only after a protracted dosing period (6 months) at higher dose levels (335 mg/kg/day or more). The likelihood of this occurrence in humans is considered to be low, since ceftriaxone has a greater plasma half-life in humans, the calcium salt of ceftriaxone is more soluble in human gallbladder bile and the calcium content of human gallbladder bile is relatively low.

HOW SUPPLIED

Ceftriaxone for injection, USP is supplied as a sterile crystalline powder in glass vials. The following packages are available:

Vials containing 250 mg equivalent of ceftriaxone. Package of 10 (NDC 60505-6151-1).

Vials containing 500 mg equivalent of ceftriaxone. Package of 10 (NDC 60505-6152-1).

Vials containing 1 g equivalent of ceftriaxone. Package of 10 (NDC 60505-6148-4).

Vials containing 2 g equivalent of ceftriaxone. Package of 10 (NDC 60505-6149-4).

Vials containing 250 mg equivalent of ceftriaxone. Package of 1 (NDC 60505-6151-4).

Vials containing 500 mg equivalent of ceftriaxone. Package of 1 (NDC 60505-6152-4).

Vials containing 1 g equivalent of ceftriaxone. Package of 1 (NDC 60505-6148-0).

Storage Prior to Reconstitution

Store at 20° to 25°C (68° to 77°F) [See USP Controlled Room Temperature]. Protect from light.

CLINICAL STUDIES

Clinical Trials in Pediatric Patients With Acute Bacterial Otitis Media: In two adequate and well-controlled US clinical trials a single IM dose of ceftriaxone was compared with a 10 day course of oral antibiotic in pediatric patients between the ages of 3 months and 6 years. The clinical cure rates and statistical outcome appear in the table below:

Table 7 Clinical Efficacy in Pediatric Patients with Acute Bacterial Otitis Media

Clinical Efficacy in Evaluable Population				
Study Day	Ceftriaxone Single Dose	Comparator - 10 Days of Oral Therapy	95% Confidence Interval	Statistical Outcome
Study 1 - US		amoxicillin/clavulanate		
14	74% (220/296)	82% (247/302)	(-14.4%, -0.5%)	Ceftriaxone is lower than control at study day 14 and 28.
28	58% (167/288)	67% (200/297)	(-17.5%, -1.2%)	
Study 2 - US		TMP-SMZ		
14	54% (113/210)	60% (124/206)	(-16.4%, 3.6%)	Ceftriaxone is equivalent to control at study day 14 and 28.
28	35% (73/206)	45% (93/205)	(-19.9%, 0.0%)	

An open-label bacteriologic study of ceftriaxone without a comparator enrolled 108 pediatric patients, 79 of whom had positive baseline cultures for one or more of the common pathogens. The results of this study are tabulated as follows:

Week 2 and 4 Bacteriologic Eradication Rates in the Per Protocol Analysis in the Roche Bacteriologic Study by pathogen:

Table 8 Bacteriologic Eradication Rates by Pathogen

Organism	Study Day 13 to 15		Study Day 30+2	
	No. Analyzed	No. Erad. (%)	No. Analyzed	No. Erad. (%)
<i>Streptococcus pneumoniae</i>	38	32 (84)	35	25 (71)
<i>Haemophilus influenzae</i>	33	28 (85)	31	22 (71)
<i>Moraxella catarrhalis</i>	15	12 (80)	15	9 (60)

Trademarks are the property of their respective owners.

Manufactured by:

Qilu Pharmaceutical Co., Ltd.
High Tech Zone
Jinan, 250101, China

Qilu Antibiotics Pharmaceutical Co., Ltd.
Jinan, 250105, China

Manufactured for:

Apotex Corp.
Weston, FL
33326

Code number: 34040030811E/34160025711B

250 mg Vial Label

NDC 60505-6151-4 Rx Only

Ceftriaxone

for Injection, USP

250 mg/vial

Single-use Vial

For Intramuscular or Intravenous Use

APOTEX CORP.

NDC 60505-6151-4

Rx Only

Ceftriaxone

for Injection, USP

250 mg/vial

Single-use Vial

For Intramuscular or Intravenous Use

APOTEX CORP.

Each vial contains ceftriaxone sodium equivalent to 250 mg of ceftriaxone. The sodium content is 83 mg (3.6 mEq) per gram of ceftriaxone activity.

For Intramuscular and Intravenous Administration and USUAL DOSAGE: See package insert. Discard unused portion.

Storage Prior to Reconstitution: Store at 20° to 25°C (68° to 77°F).

[see USP Controlled Room Temperature]. **Protect from light.**
Storage After Reconstitution: See package insert.
Manufactured in China by **Qilu Pharmaceutical Co., Ltd.** for Apotex Corp., Weston, FL 33326
Rev 11/22
Code number: 34040031104D

2D Code

GTIN:XXXXXXXXXXXXXXXXX
LOT:XXXXXXXXXX
EXP:YYYY/MM



NDC 60505-6151-4

Rx Only

Ceftriaxone

for Injection, USP

250 mg/vial

Single-use Vial

For Intramuscular or Intravenous Use

APOTEX CORP.

Each vial contains ceftriaxone sodium equivalent to 250 mg of ceftriaxone. The sodium content is 83 mg (3.6 mEq) per gram of ceftriaxone activity.


For Intramuscular and Intravenous Administration and USUAL DOSAGE: See package insert. Discard unused portion.

Storage Prior to Reconstitution: Store at 20° to 25°C (68° to 77°F).

[see USP Controlled Room Temperature]. **Protect from light.**
Storage After Reconstitution: See package insert.
Manufactured in China by **QILU Antibiotics Pharmaceutical Co., Ltd.** for Apotex Corp., Weston, FL 33326
Rev 11/22
Code number: 34160026004B

2D Code

GTIN:XXXXXXXXXXXXXXXXX
LOT:XXXXXXXXXX
EXP:YYYY/MM



250 mg Carton Label (single pack)

NDC 60505-6151-4

Rx Only

Ceftriaxone

for Injection, USP

250 mg/vial

1×250 mg Single-use Vial

For Intramuscular or Intravenous Use

APOTEX CORP.

2D
Code
GTIN:XXXXXXXXXXXX
S/N:XXXXXXXXXX
LOT:XXXXXXXXXX
EXP:YYMM

250 mg/vial

Ceftriaxone
for Injection, USP
NDC 60505-6151-4 \mathcal{R} Only

NDC 60505-6151-4 \mathcal{R} Only

Ceftriaxone
for Injection, USP

250 mg/vial

1 x 250 mg Single-use Vial

For Intramuscular or Intravenous Use

APOTEX CORP.

11 2D-9-608 2022.12.9 WXTREX Y003R002
2500177



Each vial contains ceftriaxone sodium equivalent to 250 mg of ceftriaxone. The sodium content is 83 mg (3.6 mEq) per gram of ceftriaxone activity.
Directions for Use:
For Intramuscular Administration: Reconstitute with 0.9 mL 1% Lidocaine Hydrochloride Injection, USP or Sterile Water for Injection, USP. Each 1 mL of solution contains approximately 250 mg equivalent of ceftriaxone. A 350 mg/mL concentration is not recommended for the 250 mg vial since it may not be possible to withdraw the entire contents.
For Intravenous Administration: Reconstitute with 2.4 mL of an intravenous diluent specified in the accompanying package insert. Each 1 mL of solution contains approximately 100 mg equivalent of ceftriaxone as ceftriaxone sodium. Withdraw entire contents and dilute to the desired concentration with the appropriate intravenous diluent. Discard unused portion.

NDC 60505-6151-4 \mathcal{R} Only

Ceftriaxone
for Injection, USP

250 mg/vial

1 x 250 mg Single-use Vial

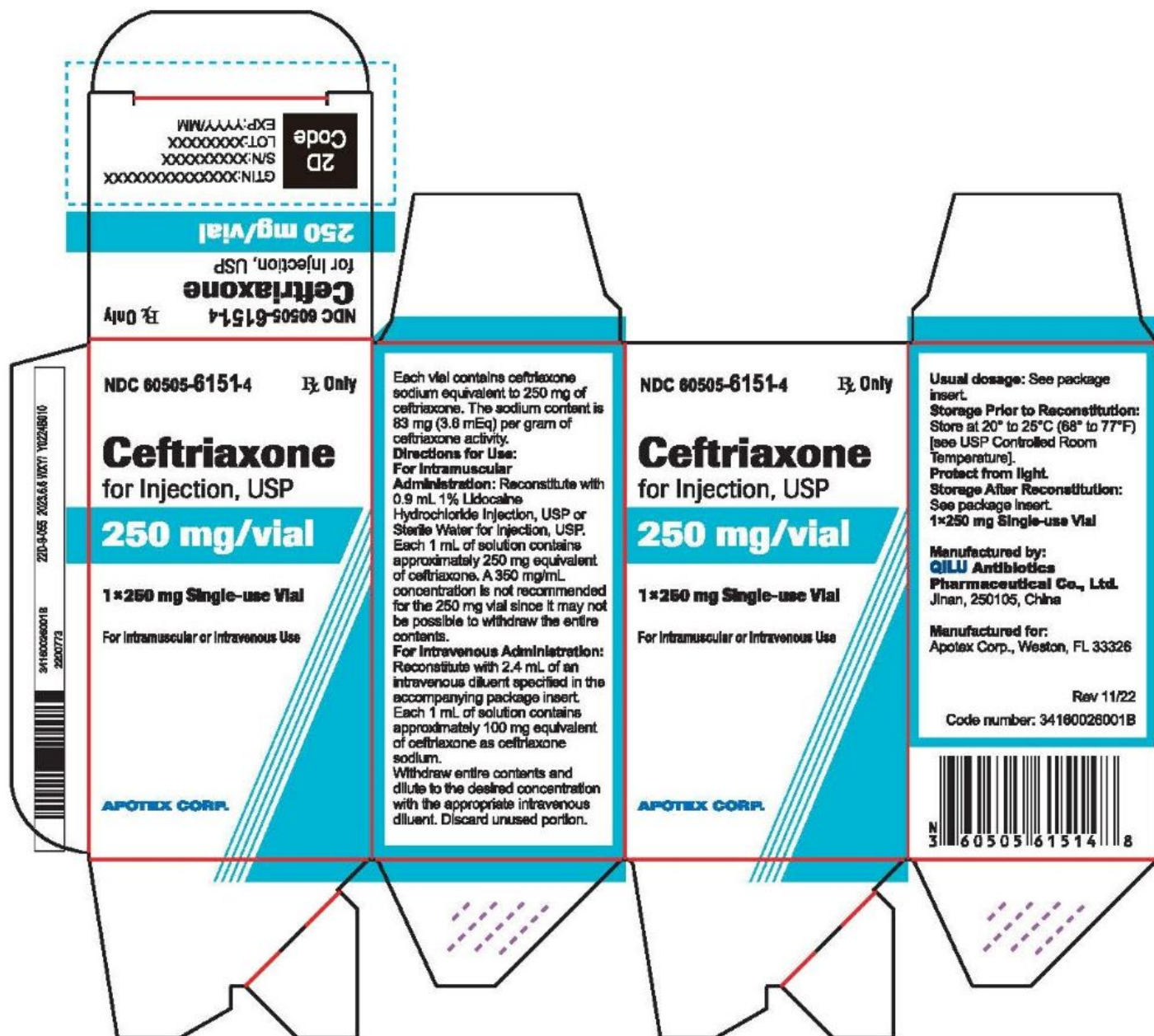
For Intramuscular or Intravenous Use

APOTEX CORP.

Usual dosage: See package insert.
Storage Prior to Reconstitution: Store at 20° to 25°C (68° to 77°F) [see USP Controlled Room Temperature].
Protect from light.
Storage After Reconstitution: See package insert.
1 x 250 mg Single-use Vial
Manufactured by:
QILU Pharmaceutical Co., Ltd.
High Tech Zone, Jinan, 250101, China
Manufactured for:
Apotex Corp., Weston, FL 33326
Rev 11/22
Code number: 34040031101D



N 31 60505 61514 8



250 mg Carton Label (10 pack)

NDC 60505-6151-1 Rx Only

Ceftriaxone

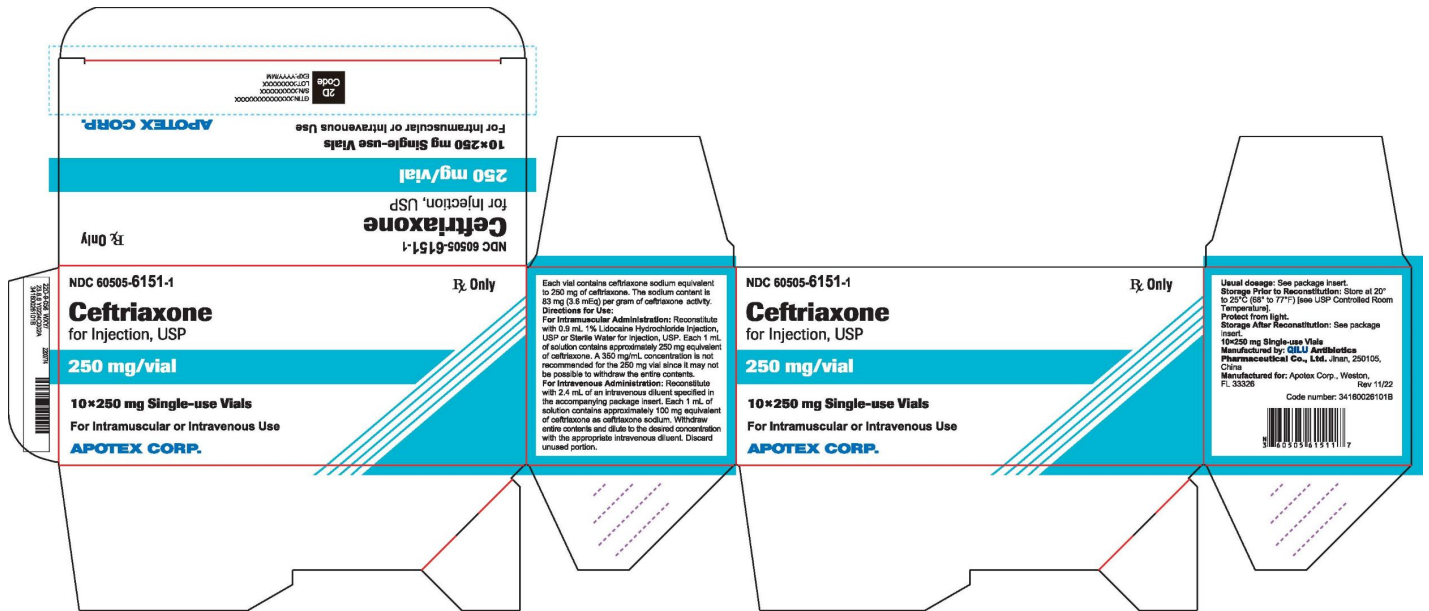
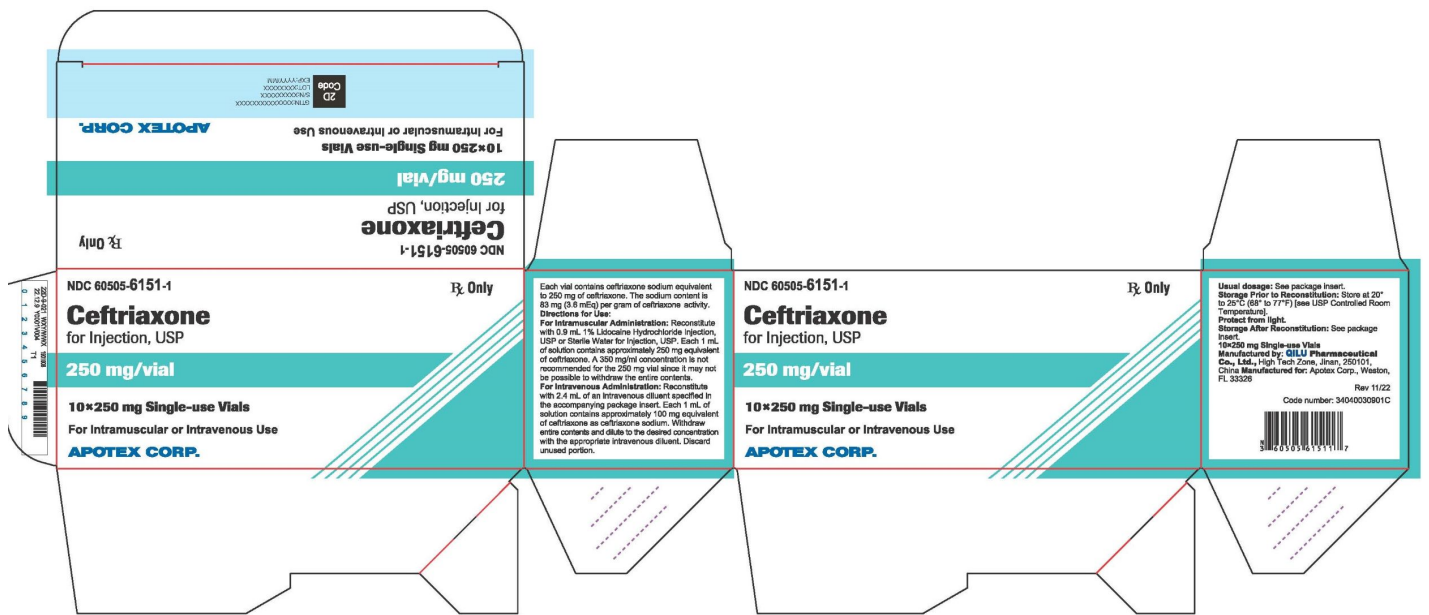
for Injection, USP

250 mg/vial

10x250 mg Single-use Vials

For Intramuscular or Intravenous Use

APOTEX CORP.



500 mg Vial Label

NDC 60505-6152-4

Rx Only

Ceftriaxone

for Injection, USP

500 mg/vial

Single-use Vial

For Intramuscular or Intravenous Use

APOTEX CORP.

NDC 60505-6152-4

Rx Only

Ceftriaxone

for Injection, USP

500 mg/vial

Single-use Vial

For Intramuscular or Intravenous Use

APOTEX CORP.


Each vial contains ceftriaxone sodium equivalent to 500 mg of ceftriaxone. The sodium content is 83 mg (3.6 mEq) per gram of ceftriaxone activity.

For Intramuscular and Intravenous Administration and USUAL DOSAGE: See package insert. Discard unused portion.

Storage Prior to Reconstitution: Store at 20° to 25°C (68° to 77°F).

[see USP Controlled Room Temperature]. **Protect from light.**
Storage After Reconstitution and USUAL DOSAGE: See package insert.
Manufactured in China by **Qilu Pharmaceutical Co., Ltd.** for Apotex Corp., Weston, FL 33326
Rev 11/22
Code number: 34040030104D

2D Code	GTIN:XXXXXXXXXXXXXX
	LOT:XXXXXXXXXX
	EXP:YYYY/MM



NDC 60505-6152-4

Rx Only

Ceftriaxone

for Injection, USP

500 mg/vial

Single-use Vial

For Intramuscular or Intravenous Use

APOTEX CORP.


Each vial contains ceftriaxone sodium equivalent to 500 mg of ceftriaxone. The sodium content is 83 mg (3.6 mEq) per gram of ceftriaxone activity.

For Intramuscular and Intravenous Administration and USUAL DOSAGE: See package insert. Discard unused portion.

Storage Prior to Reconstitution: Store at 20° to 25°C (68° to 77°F).

[see USP Controlled Room Temperature]. **Protect from light.**
Storage After Reconstitution and USUAL DOSAGE: See package insert.
Manufactured in China by **QILU Antibiotics Pharmaceutical Co., Ltd.** for Apotex Corp., Weston, FL 33326
Rev 11/22
Code number: 34160025704B

2D Code	GTIN:XXXXXXXXXXXXXX
	LOT:XXXXXXXXXX
	EXP:YYYY/MM



500 mg Carton Label (single pack)

NDC 60505-6152-4

Rx Only

Ceftriaxone

for Injection, USP

500 mg/vial

1x500 mg Single-use Vial

For Intramuscular or Intravenous Use

APOTEX CORP.

2D Code
GTN:0000000000000000
SN:00000000
LOT:00000000
EXP:YYYYMM

500 mg/vial

Ceftriaxone
for Injection, USP

NDC 60505-6152-4 Rx Only

NDC 60505-6152-4 Rx Only

Ceftriaxone
for Injection, USP

500 mg/vial

1 x 500 mg Single-use Vial

For Intramuscular or Intravenous Use

APOTEX CORP.

Each vial contains ceftriaxone sodium equivalent to 500 mg of ceftriaxone. The sodium content is 83 mg (3.6 mEq) per gram of ceftriaxone activity.

Directions for Use:

For Intramuscular Administration: Reconstitute with 1 mL 1% Lidocaine Hydrochloride Injection, USP or Sterile Water for Injection, USP. Each 1 mL of solution contains approximately 350 mg equivalent of ceftriaxone.

For Intravenous Administration: Reconstitute with 4.8 mL of an intravenous diluent specified in the accompanying package insert. Each 1 mL of solution contains approximately 100 mg equivalent of ceftriaxone as ceftriaxone sodium.

Withdraw entire contents and dilute to the desired concentration with the appropriate intravenous diluent. Discard unused portion. Usual dosage: See package insert.

NDC 60505-6152-4 Rx Only

Ceftriaxone
for Injection, USP

500 mg/vial

1 x 500 mg Single-use Vial

For Intramuscular or Intravenous Use

APOTEX CORP.

Storage Prior to Reconstitution:

Store at 20° to 25°C (68° to 77°F) [see USP Controlled Room Temperature].

Protect from light.

Storage After Reconstitution:

See package insert.

1 x 500 mg Single-use Vial

Manufactured by:

QILU Pharmaceutical

Co., Ltd.,
High Tech Zone, Jinen, 250101,
China

Manufactured for:

Apotex Corp., Weston, FL 33326

Rev 11/22

Code number: 34040030101D



2019-02-28 2022-12-31 CHN Y00070001

T1
2019





500 mg Carton Label (10 pack)

NDC 60505-6152-1

Rx Only

Ceftriaxone

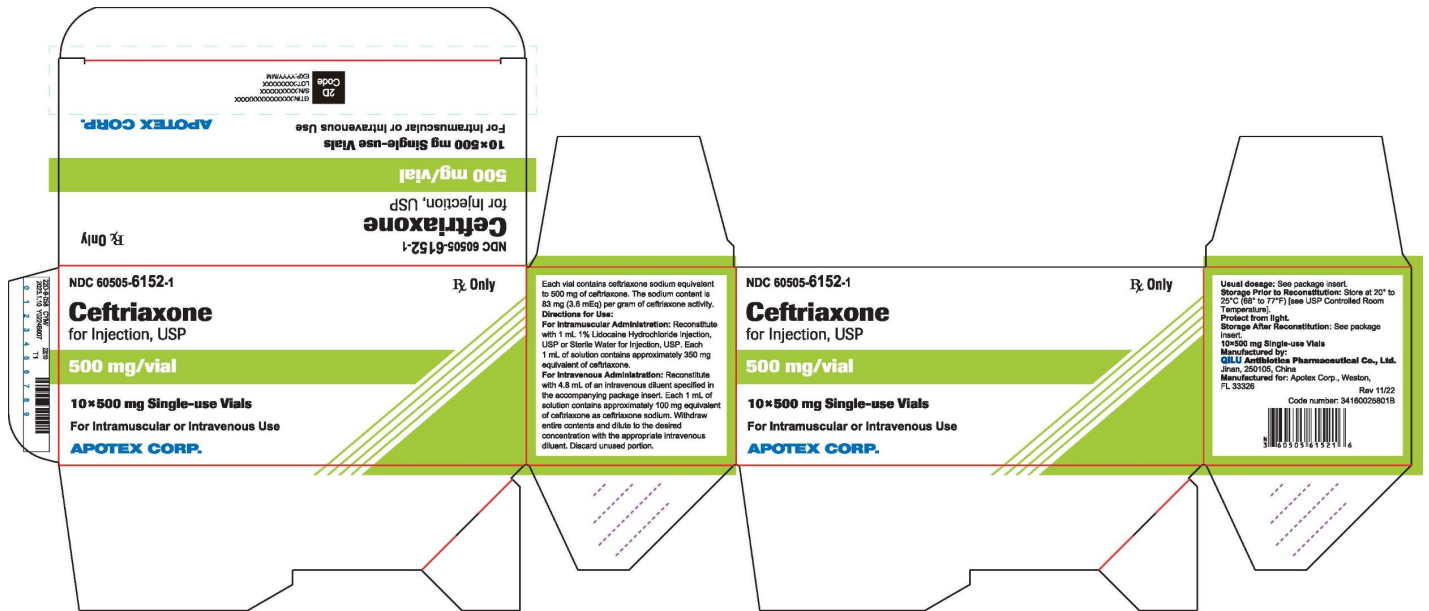
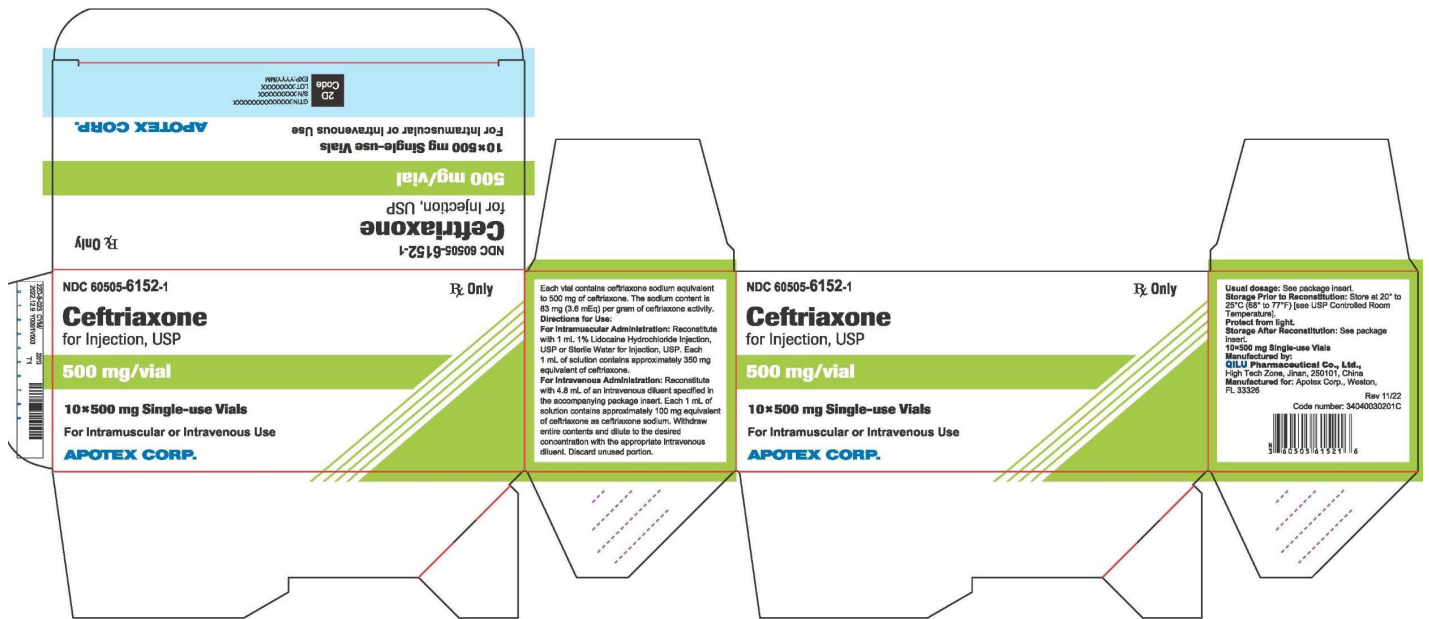
for Injection, USP

500 mg/vial

10x500 mg Single-use Vials

For Intramuscular or Intravenous Use

APOTEX CORP.



1 g Vial Label

NDC 60505-6148-0 Rx Only

Ceftriaxone

for Injection, USP

1 g/vial

Single-use Vial

For Intramuscular or Intravenous Use

APOTEX CORP.

NDC 60505-6148-0 Rx Only

Ceftriaxone

for Injection, USP

1 g/vial


Single-use Vial
For Intramuscular or Intravenous Use

APOTEX CORP.

Each vial contains ceftriaxone sodium equivalent to 1 g of ceftriaxone. The sodium content is 83 mg (3.6 mEq) per gram of ceftriaxone activity.
For Intramuscular and Intravenous Administration and USUAL DOSAGE: See package insert. Discard unused portion.
Storage Prior to Reconstitution: Store at 20° to 25°C (68° to 77°F).

[see USP Controlled Room Temperature]. **Protect from light. Storage After Reconstitution and USUAL DOSAGE:** See package insert.
 Manufactured in China by **Qilu Pharmaceutical Co., Ltd.** for Apotex Corp., Weston, FL 33326
 Rev 11/22
 Code number: 34040001404E

2D Code GTIN:XXXXXXXXXXXXXXXX
 LOT:XXXXXXXXXX
 EXP:YYYY/MM



NDC 60505-6148-0 Rx Only

Ceftriaxone

for Injection, USP

1 g/vial


Single-use Vial
For Intramuscular or Intravenous Use

APOTEX CORP.


Each vial contains ceftriaxone sodium equivalent to 1 g of ceftriaxone. The sodium content is 83 mg (3.6 mEq) per gram of ceftriaxone activity.
For Intramuscular and Intravenous Administration and USUAL DOSAGE: See package insert. Discard unused portion.
Storage Prior to Reconstitution: Store at 20° to 25°C (68° to 77°F).

[see USP Controlled Room Temperature]. **Protect from light. Storage After Reconstitution and USUAL DOSAGE:** See package insert.
 Manufactured in China by **QILU Antibiotics Pharmaceutical Co., Ltd.** for Apotex Corp., Weston, FL 33326
 Rev 11/22
 Code number: 34160026204B

2D Code GTIN:XXXXXXXXXXXXXXXX
 LOT:XXXXXXXXXX
 EXP:YYYY/MM



1 g Carton Label (10 pack)
 NDC 60505-6148-4 Rx Only
 Ceftriaxone
 for Injection, USP
 1 g/vial
 10×1 g Single-use Vials
 For Intramuscular or Intravenous Use
 APOTEX CORP.



1 g Carton Label (single pack)

NDC 60505-6148-0 Rx Only

Ceftriaxone

for Injection, USP

1 g/vial

1x1 g Single-use Vial

For Intramuscular or Intravenous Use

APOTEX CORP.



2 g Vial Label

NDC 60505-6149-0

Rx Only

Ceftriaxone

for Injection, USP

2 g/vial

Single-use Vial

For Intramuscular or Intravenous Use

APOTEX CORP.

NDC 60505-6149-0

Rx Only

Ceftriaxone

for Injection, USP

2 g/vial

Single-use Vial

For Intramuscular or Intravenous Use

APOTEX CORP.

Each vial contains ceftriaxone sodium equivalent to 2 g of ceftriaxone. The sodium content is 83 mg (3.6 mEq) per gram of ceftriaxone activity.

For Intramuscular and Intravenous Administration and USUAL DOSAGE: See package insert. Discard unused portion.

Storage Prior to Reconstitution: Store at 20° to 25°C (68° to 77°F).

[see USP Controlled Room Temperature]. **Protect from light. Storage After Reconstitution and USUAL DOSAGE:** See package insert.

Manufactured in China by **Qilu Pharmaceutical Co., Ltd.** for Apotex Corp., Weston, FL 33326 Rev 11/22 Code number: 34040030804D

2D Code

GTIN:XXXXXXXXXXXXXX
LOT:XXXXXXXXXX
EXP:YYYY/MM



NDC 60505-6149-0

Rx Only

Ceftriaxone

for Injection, USP

2 g/vial

Single-use Vial

For Intramuscular or Intravenous Use

APOTEX CORP.

Each vial contains ceftriaxone sodium equivalent to 2 g of ceftriaxone. The sodium content is 83 mg (3.6 mEq) per gram of ceftriaxone activity.

For Intramuscular and Intravenous Administration and USUAL DOSAGE: See package insert. Discard unused portion.

Storage Prior to Reconstitution: Store at 20° to 25°C (68° to 77°F).

[see USP Controlled Room Temperature]. **Protect from light. Storage After Reconstitution and USUAL DOSAGE:** See package insert.

Manufactured in China by **QILU Antibiotics Pharmaceutical Co., Ltd.** for Apotex Corp., Weston, FL 33326 Rev 11/22 Code number: 34160025904B

2D Code

GTIN:XXXXXXXXXXXXXX
LOT:XXXXXXXXXX
EXP:YYYY/MM



2 g Carton Label (10 pack)

NDC 60505-6149-4

Rx Only

Ceftriaxone

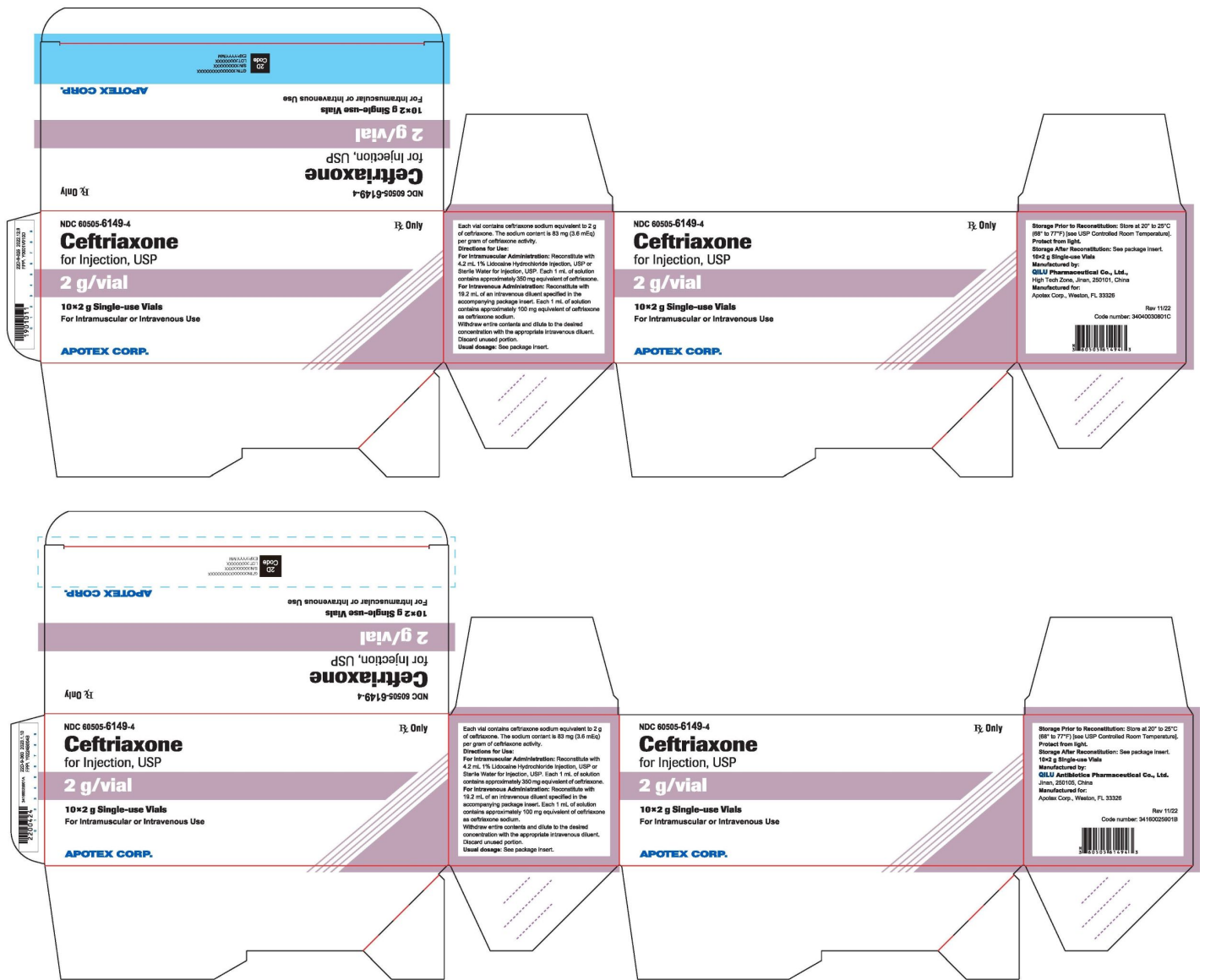
for Injection, USP

2 g/vial

10x2 g Single-use Vials

For Intramuscular or Intravenous Use

APOTEX CORP.



CEFTRIAXONE SODIUM

ceftriaxone sodium injection, powder, for solution

Product Information

Product Type	HUMAN PRESCRIPTION DRUG	Item Code (Source)	NDC:60505-6148
Route of Administration	INTRAVENOUS, INTRAMUSCULAR		

Active Ingredient/Active Moiety

Ingredient Name	Basis of Strength	Strength
CEFTRIAXONE SODIUM (UNII: 023Z5BR09K) (CEFTRIAXONE - UNII: 75J73V1629)	CEFTRIAXONE	1 g

Packaging

#	Item Code	Package Description	Marketing Start Date	Marketing End Date
	NDC:60505-			

1	NDC:60505-6148-4	10 in 1 CARTON	06/30/2017	
1		1 in 1 VIAL, SINGLE-USE; Type 0: Not a Combination Product		
2	NDC:60505-6148-0	1 in 1 CARTON	03/03/2020	
2		1 in 1 VIAL, SINGLE-USE; Type 0: Not a Combination Product		

Marketing Information

Marketing Category	Application Number or Monograph Citation	Marketing Start Date	Marketing End Date
ANDA	ANDA203702	06/30/2017	

CEFTRIAZONE SODIUM

ceftriazone sodium injection, powder, for solution

Product Information

Product Type	HUMAN PRESCRIPTION DRUG	Item Code (Source)	NDC:60505-6149
Route of Administration	INTRAVENOUS, INTRAMUSCULAR		

Active Ingredient/Active Moiety

Ingredient Name	Basis of Strength	Strength
CEFTRIAZONE SODIUM (UNII: 023Z5BR09K) (CEFTRIAZONE - UNII: 75J73V1629)	CEFTRIAZONE	2 g

Packaging

#	Item Code	Package Description	Marketing Start Date	Marketing End Date
1	NDC:60505-6149-4	10 in 1 CARTON	06/30/2017	
1	NDC:60505-6149-0	1 in 1 VIAL, SINGLE-USE; Type 0: Not a Combination Product		

Marketing Information

Marketing Category	Application Number or Monograph Citation	Marketing Start Date	Marketing End Date
ANDA	ANDA203702	06/30/2017	

CEFTRIAZONE SODIUM

ceftriazone sodium injection, powder, for solution

Product Information

Product Type	HUMAN PRESCRIPTION DRUG	Item Code (Source)	NDC:60505-6151	
Route of Administration	INTRAMUSCULAR, INTRAVENOUS			
Active Ingredient/Active Moiety				
Ingredient Name		Basis of Strength	Strength	
CEFTRIAXONE SODIUM (UNII: 023Z5BR09K) (CEFTRIAZONE - UNII: 75J73V1629)		CEFTRIAZONE	250 mg	
Packaging				
#	Item Code	Package Description	Marketing Start Date	Marketing End Date
1	NDC:60505-6151-4	1 in 1 CARTON	06/30/2017	
1		1 in 1 VIAL, SINGLE-USE; Type 0: Not a Combination Product		
2	NDC:60505-6151-1	10 in 1 CARTON	06/30/2017	
2		1 in 1 VIAL, SINGLE-USE; Type 0: Not a Combination Product		
Marketing Information				
Marketing Category	Application Number or Monograph Citation	Marketing Start Date	Marketing End Date	
ANDA	ANDA203702	06/30/2017		

CEFTRIAZONE SODIUM

ceftriazone sodium injection, powder, for solution

Product Information				
Product Type	HUMAN PRESCRIPTION DRUG	Item Code (Source)	NDC:60505-6152	
Route of Administration	INTRAMUSCULAR, INTRAVENOUS			
Active Ingredient/Active Moiety				
Ingredient Name		Basis of Strength	Strength	
CEFTRIAZONE SODIUM (UNII: 023Z5BR09K) (CEFTRIAZONE - UNII: 75J73V1629)		CEFTRIAZONE	500 mg	
Packaging				
#	Item Code	Package Description	Marketing Start Date	Marketing End Date
1	NDC:60505-6152-4	1 in 1 CARTON	06/30/2017	
1		1 in 1 VIAL, SINGLE-USE; Type 0: Not a Combination Product		

2	NDC:60505-6152-1	10 in 1 CARTON	06/30/2017	
2		1 in 1 VIAL, SINGLE-USE; Type 0: Not a Combination Product		

Marketing Information			
Marketing Category	Application Number or Monograph Citation	Marketing Start Date	Marketing End Date
ANDA	ANDA203702	06/30/2017	

Labeler - Apotex Corp. (845263701)

Registrant - Qilu Pharmaceutical Co., Ltd. (653878256)

Establishment			
Name	Address	ID/FEI	Business Operations
Qilu Pharmaceutical Co., Ltd.(High Tech Zone Site)		421279342	manufacture(60505-6151, 60505-6152, 60505-6148, 60505-6149) , analysis(60505-6151, 60505-6152, 60505-6148, 60505-6149)

Establishment			
Name	Address	ID/FEI	Business Operations
Qilu Antibiotics Pharmaceutical Co., Ltd.		527271779	manufacture(60505-6151, 60505-6152, 60505-6148, 60505-6149) , analysis(60505-6151, 60505-6152, 60505-6148, 60505-6149)

Revised: 8/2023

Apotex Corp.