

TRIAMCINOLONE ACETONIDE- triamcinolone acetonide ointment **CMP Pharma, Inc.**

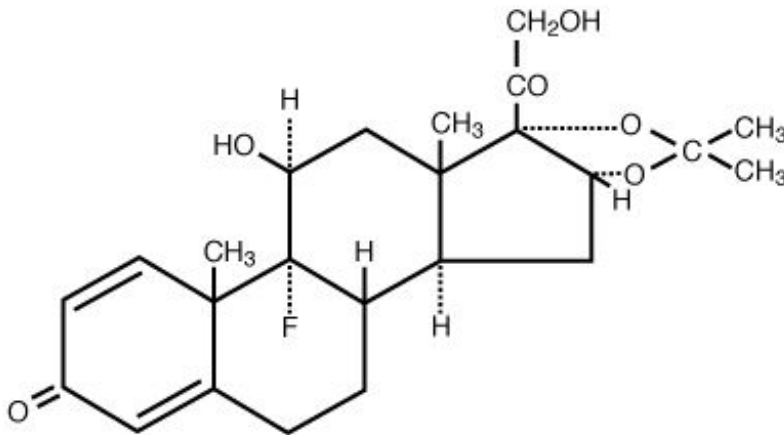
Triamcinolone Acetonide 0.05% in Absorbase®
(Triamcinolone Acetonide Ointment, USP)
Proprietary Hydrus Emulsified Base
Rx Only

DESCRIPTION

Topical corticosteroids, such as Triamcinolone Acetonide 0.05% in Absorbase® (Triamcinolone Acetonide Ointment, USP), constitute a class of primarily synthetic steroids used as anti-inflammatory and antipruritic agents.

Each gram of Triamcinolone Acetonide 0.05% in Absorbase® (Triamcinolone Acetonide Ointment, USP) contains 0.5 mg of Triamcinolone Acetonide USP in a water-in-oil emulsion composed of Light Mineral Oil NF, Purified Water USP, White Petrolatum USP, Heavy Mineral Oil USP, Mineral Wax, and Lanolin Alcohols NF. The white ointment is for topical use only.

Triamcinolone Acetonide has the molecular formula of $C_{24}H_{31}FO_6$ and is designated chemically as Pregna-1,4-diene-3, 20-dione, 9-fluoro-11, 21-dihydroxy-16, 17-[(1-methylethylidene)bis(oxy)]-, (11 β , 16 α)-. It has a molecular weight of 434.50 and the following structural formula:



CLINICAL PHARMACOLOGY

Topical corticosteroids share anti-inflammatory, antipruritic and vasoconstrictive actions.

The mechanism of anti-inflammatory activity of the topical corticosteroids is unclear. Various laboratory methods, including vasoconstrictor assays, are used to compare and predict potencies and/or clinical efficacies of the topical corticosteroids. There is some evidence to suggest that a recognizable correlation exists between vasoconstrictor potency and therapeutic efficacy in man.

Pharmacokinetics

The extent of percutaneous absorption of topical corticosteroids is determined by many factors including the vehicle, the integrity of the epidermal barrier, and the use of occlusive dressings.

Topical corticosteroids can be absorbed from normal intact skin. Inflammation and/or other disease processes in the skin increase percutaneous absorption. Occlusive dressings substantially increase the percutaneous absorption of topical corticosteroids. Thus, occlusive dressings may be a valuable therapeutic adjunct for treatment of resistant dermatoses (see **DOSAGE AND ADMINISTRATION**). Once absorbed through the skin, topical corticosteroids are handled through pharmacokinetic pathways similar to systemically administered corticosteroids. Corticosteroids are bound to plasma proteins in varying degrees. Corticosteroids are metabolized primarily in the liver and are then excreted by the kidneys. Some of the topical corticosteroids and their metabolites are also excreted into the bile.

INDICATIONS AND USAGE

Triamcinolone Acetonide 0.05% in Absorbase[®] (Triamcinolone Acetonide Ointment, USP) is indicated for the relief of the inflammatory and pruritic manifestations of corticosteroid responsive dermatoses.

CONTRAINDICATIONS

Triamcinolone Acetonide 0.05% in Absorbase[®] (Triamcinolone Acetonide Ointment, USP) is contraindicated in those patients with a history of hypersensitivity to any of the components of the preparation.

PRECAUTIONS

General

Systemic absorption of topical corticosteroids has produced reversible hypothalamic-pituitary-adrenal (HPA) axis suppression, manifestations of Cushing's syndrome, hyperglycemia, and glucosuria in some patients.

Conditions which augment systemic absorption include the application of the more potent steroids, use over large surface areas, prolonged use, and the addition of occlusive dressings.

Therefore, patients receiving a large dose of any potent topical steroid applied to a large surface area or under an occlusive dressing should be evaluated periodically for evidence of HPA axis suppression by using the urinary free cortisol and ACTH stimulation tests, and for impairment of thermal homeostasis. If HPA axis suppression or elevation of the body temperature occurs, an attempt should be made to withdraw the drug, to reduce the frequency of application, substitute a less potent steroid, or use a sequential approach when utilizing the occlusive technique.

Recovery of HPA axis function and thermal homeostasis are generally prompt and complete upon discontinuation of the drug. Infrequently, signs and symptoms of steroid withdrawal may occur, requiring supplemental systemic corticosteroids. Occasionally, a patient may develop a sensitivity reaction to a particular occlusive dressing material or

adhesive and a substitute material may be necessary.

Children may absorb proportionally larger amounts of topical corticosteroids and thus be more susceptible to systemic toxicity (see **PRECAUTIONS-Pediatric Use**).

If irritation develops, topical corticosteroids should be discontinued and appropriate therapy instituted.

In the presence of dermatological infections, the use of an appropriate antifungal or antibacterial agent should be instituted. If a favorable response does not occur promptly, the corticosteroid should be discontinued until the infection has been adequately controlled.

These preparations are not for ophthalmic use.

Information for the Patient

Patients using topical corticosteroids should receive the following information and instructions:

1. This medication is to be used as directed by the physician. It is for external use only. Avoid contact with the eyes.
2. Patients should be advised not to use this medication for any disorder other than that for which it was prescribed.
3. The treated skin area should not be bandaged or otherwise covered or wrapped so as to be occlusive unless directed by the physician.
4. Patients should report any signs of local adverse reactions especially under occlusive dressing.
5. Parents of pediatric patients should be advised not to use tight-fitting diapers or plastic pants on a child being treated in the diaper area, as these garments may constitute occlusive dressings.

Laboratory Tests

A urinary free cortisol test and ACTH stimulation test may be helpful in evaluating HPA axis suppression.

Carcinogenesis and Mutagenesis and Impairment of Fertility

Long-term animal studies have not been performed to evaluate the carcinogenic potential or the effect on fertility of topical corticosteroids.

Studies to determine mutagenicity with prednisolone and hydrocortisone showed negative results.

Pregnancy: Teratogenic Effects Category C

Corticosteroids are generally teratogenic in laboratory animals when administered systemically at relatively low dosage levels. The more potent corticosteroids have been shown to be teratogenic after dermal application in laboratory animals. There are no adequate and well-controlled studies in pregnant women on teratogenic effects from topically applied corticosteroids. Therefore, topical corticosteroids should be used during pregnancy only if the potential benefit justifies the potential risk to the fetus. Drugs of this class should not be used extensively on pregnant patients, in large amounts, or for prolonged periods of time.

Nursing Mothers

It is not known whether topical administration of corticosteroids could result in sufficient systemic absorption to produce detectable quantities in breast milk. Systemically administered corticosteroids are secreted into breast milk in quantities not likely to have a deleterious effect on the infant. Nevertheless, caution should be exercised when topical corticosteroids are administered to a nursing woman.

Pediatric Use

Pediatric patients may demonstrate greater susceptibility to topical corticosteroid induced HPA axis suppression and Cushing's syndrome than mature patients because of a larger skin surface area to body weight ratio.

Hypothalamic-pituitary-adrenal (HPA) axis suppression, Cushing's syndrome and intracranial hypertension have been reported in children receiving topical corticosteroids. Manifestations of adrenal suppression in children include linear growth retardation, delayed weight gain, low plasma cortisol levels, and absence of response to ACTH stimulation. Manifestations of intracranial hypertension include bulging fontanelles, headaches, and bilateral papilledema.

Administration of topical corticosteroids to children should be limited to the least amount compatible with an effective therapeutic regimen. Chronic corticosteroid therapy may interfere with the growth and development of children.

ADVERSE REACTIONS

The following local adverse reactions are reported infrequently with topical corticosteroids, but may occur more frequently with the use of occlusive dressings. These reactions are listed in an approximate decreasing order of occurrence:

Burning, Itching, Irritation, Dryness, Folliculitis, Hypertrichosis, Acneiform eruptions, Hypopigmentation, Perioral dermatitis, Allergic contact dermatitis, Maceration of the skin, Secondary infection, Skin atrophy, Striae and Miliaria.

OVERDOSAGE

Topically applied corticosteroids can be absorbed in sufficient amounts to produce systemic effects (see **PRECAUTIONS**).

DOSAGE AND ADMINISTRATION

Apply a thin film to the affected area two to four times a day.

Occlusive Dressing Technique

Occlusive dressings may be used for the management of psoriasis or other recalcitrant conditions. Apply a thin film of ointment to the lesion, cover with a pliable nonporous film, and seal the edges. If needed, additional moisture may be provided by covering the lesion with a dampened clean cotton cloth before the nonporous film is applied or by briefly wetting the affected area with water immediately prior to applying the medication.

The frequency of changing dressings is best determined on an individual basis. It may be convenient to apply Triamcinolone Acetonide Ointment under an occlusive dressing in the evening and to remove the dressing in the morning (i.e., 12-hour occlusion). When utilizing the 12-hour occlusion regimen, additional ointment should be applied, without occlusion, during the day. Reapplication is essential at each dressing change.

If an infection develops, the use of occlusive dressings should be discontinued and appropriate antimicrobial therapy instituted.

HOW SUPPLIED

Triamcinolone Acetonide 0.05% in Absorbase[®] (Triamcinolone Acetonide Ointment, USP) is supplied in 110 g jars (NDC 46287-010-11).

KEEP THIS AND ALL DRUGS OUT OF THE REACH OF CHILDREN.

To report SUSPECTED ADVERSE REACTIONS, contact CMP Pharma at 1-844-321-1443 or FDA at 1-800-FDA-1088 or www.fda.gov/medwatch.

Store at 20° to 25°C (68° to 77°F). [See USP Controlled Room Temperature.]

DISPENSE IN A WELL-CLOSED CONTAINER.

Rx Only

For external use only. Not for ophthalmic use.

Manufactured By:
CMP Pharma, Inc.
Farmville, NC 27828

Revised July 2021
3085 R0721

PRINCIPAL DISPLAY PANEL - 110 g Jar

NDC 46287-010-11

Triamcinolone Acetonide 0.05% in Absorbase[®]

(Triamcinolone Acetonide Ointment, USP)

Proprietary Hydrous Emulsified Base

Rx Only

110 g

Ingredients: Each gram contains 0.5 mg of Triamcinolone Acetonide USP in a water-in-oil emulsion composed of Light Mineral Oil NF, Purified Water USP, White Petrolatum USP, Heavy Mineral Oil USP, Mineral Wax, Lanolin Alcohols NF.

Caution: Federal law prohibits dispensing without prescription. For external use only. Not for ophthalmic use.

Usual Dosage: Apply a thin film to the affected area two to four times a day. See package insert for additional information. Dispense in a well-closed container.

NDC 46287-010-11

**Triamcinolone Acetonide 0.05%
in Absorbase®**

(Triamcinolone Acetonide Ointment, USP)

Proprietary Hydrour Emulsified Base

110 g

Rx Only


Store at 20° to 25°C (68° to 77°F). [See USP Controlled Room Temperature].

KEEP OUT OF REACH OF CHILDREN.


Manufactured by:
CMP Pharma, Inc.
Farmville, NC 27828

Absorbase® is a registered trademark of CMP Pharma, Inc.

GTIN 0034628701011



3 46287 01011 1



3084 R0721

TRIAMCINOLONE ACETONIDE

triamcinolone acetonide ointment

Product Information

Product Type	HUMAN PRESCRIPTION DRUG	Item Code (Source)	NDC:46287-010
Route of Administration	TOPICAL		

Active Ingredient/Active Moiety

Ingredient Name	Basis of Strength	Strength
TRIAMCINOLONE ACETONIDE (UNII: F446C597KA) (TRIAMCINOLONE ACETONIDE - UNII:F446C597KA)	TRIAMCINOLONE ACETONIDE	0.5 mg in 1 g

Inactive Ingredients

Ingredient Name	Strength
LIGHT MINERAL OIL (UNII: N6K5787QVP)	
WATER (UNII: 059QF0KO0R)	
PETROLATUM (UNII: 4T6H12BN9U)	
MINERAL OIL (UNII: T5L8T28FGP)	
CERESIN (UNII: Q1LS2UJO3A)	
LANOLIN ALCOHOLS (UNII: 884C3FA9HE)	

Packaging

#	Item Code	Package Description	Marketing Start Date	Marketing End Date
1	NDC:46287-010-11	110 g in 1 JAR; Type 0: Not a Combination Product	08/23/2021	

Marketing Information

Marketing Category	Application Number or Monograph Citation	Marketing Start Date	Marketing End Date
ANDA	ANDA089595	08/23/2021	

Labeler - CMP Pharma, Inc. (005224175)

Revised: 1/2023

CMP Pharma, Inc.