

ULTIVA- remifentanil hydrochloride injection, powder, lyophilized, for solution
Mylan Institutional LLC

HIGHLIGHTS OF PRESCRIBING INFORMATION

These highlights do not include all the information needed to use ULTIVA safely and effectively. See full prescribing information for ULTIVA.

ULTIVA® (remifentanil hydrochloride), for injection, for intravenous use, CII
Initial U.S. Approval: 1996

WARNING: ADDICTION, ABUSE, AND MISUSE

See full prescribing information for complete boxed warning.

ULTIVA exposes users to risks of addiction, abuse, and misuse, which can lead to overdose and death.
(5.1)

----- **RECENT MAJOR CHANGES** -----

Warnings and Precautions (5.4) 10/2019

----- **INDICATIONS AND USAGE** -----

ULTIVA is an opioid agonist indicated for intravenous administration:

- As an analgesic agent for use during the induction and maintenance of general anesthesia for inpatient and outpatient procedures. (1)
- For continuation as an analgesic into the immediate postoperative period in adult patients under the direct supervision of an anesthesia practitioner in a postoperative anesthesia care unit or intensive care setting. (1)
- As an analgesic component of monitored anesthesia care in adult patients. (1)

----- **DOSAGE AND ADMINISTRATION** -----

- Monitor patients closely for respiratory depression when initiating therapy and following dosage increases and adjust the dosage accordingly. (2.1)
- Initial Dosage in Adults: See full prescribing information for recommended doses in adult patients. (2.2, 2.3)
- Initial Dosage in Pediatric Patients: See full prescribing information for recommended doses in pediatric patients. (2.2)
- Geriatric Patients: The starting doses should be decreased by 50% in elderly patients (> 65 years). (2.6)

----- **DOSAGE FORMS AND STRENGTHS** -----

For injection: 1 mg, 2 mg, and 5 mg for intravenous administration after reconstitution and dilution (3)

----- **CONTRAINDICATIONS** -----

ULTIVA is contraindicated:

- For epidural or intrathecal administration due to the presence of glycine in the formulation. (4)
- In patients with hypersensitivity to remifentanil (e.g., anaphylaxis). (4)

----- **WARNINGS AND PRECAUTIONS** -----

- Respiratory Depression in Spontaneously Breathing Patients: Monitor closely, particularly during initiation and titration. (5.2)
- Risks from Use as Postoperative Analgesia with Concomitant Benzodiazepines or other CNS Depressants: Hypotension, profound sedation, respiratory depression, coma, and death may result from the concomitant use of ULTIVA with benzodiazepines or other CNS depressants (5.3)
- Serotonin Syndrome: Potentially life-threatening condition could result from concomitant serotonergic drug administration. Discontinue ULTIVA if serotonin syndrome is suspected. (5.4)
- Administration: Continuous infusions of ULTIVA should be administered only by an infusion device. (5.5)
- Skeletal Muscle Rigidity: is related to the dose and speed of administration. Muscle rigidity induced by ULTIVA should be managed in the context of the patient's clinical condition. (5.6)
- Potential Inactivation by Nonspecific Esterases in Blood Products: ULTIVA should not be administered into the same IV tubing with blood due to potential inactivation by nonspecific esterases in blood products. (5.7)
- Bradycardia: Monitor heart rate during dosage initiation and titration. It is responsive to ephedrine or anticholinergic

drugs (5.8)

- Hypotension: Monitor blood pressure during dosage initiation and titration. It is responsive to decreases in the administration of ULTIVA or to IV fluids or catecholamine administration (5.9)
- Intraoperative Awareness: Inoperative awareness has been reported in patients under 55 years of age when ULTIVA has been administered with propofol infusion rates of ≤ 75 mcg/kg/min (5.10)
- Risks of Use in Spontaneously Breathing Patients with Increased Intracranial Pressure, Brain Tumors, Head Injury, or Impaired Consciousness: Monitor for sedation and respiratory depression. (5.11)
- Risks of Use in Patients with Biliary Tract Disease: Monitor patients with biliary tract disease, including acute pancreatitis, for worsening symptoms. (5.12)
- Increased Risk of Seizures in Patients with Seizure Disorders: Monitor patients with a history of seizure disorders for worsened seizure control during ULTIVA therapy. (5.13)
- Rapid Offset of Action: Standard monitoring should be maintained in the postoperative period to ensure adequate recovery without stimulation. (5.14)

----- ADVERSE REACTIONS -----

Most common adverse reactions (incidence $\geq 1\%$) were respiratory depression, bradycardia, hypotension, and skeletal muscle rigidity. (6)

To report SUSPECTED ADVERSE REACTIONS, contact Mylan at 1-877-446-3679 (1-877-4-INFO-RX) or FDA at 1-800-FDA-1088 or www.fda.gov/medwatch.

----- DRUG INTERACTIONS -----

- Mixed Agonist/Antagonist and Partial Agonist Opioid Analgesics: May reduce the analgesic effect of ULTIVA and/or precipitate withdrawal symptoms. If concomitant use is warranted, carefully observe the patient, particularly during treatment initiation and dose adjustment. (7)

----- USE IN SPECIFIC POPULATIONS -----

- Pregnancy: May cause fetal harm. (8.1)
- Labor or Delivery: Respiratory depression and other opioid effects may occur in newborns whose mothers are given ULTIVA shortly before delivery. (8.1)
- Lactation: Infants exposed to ULTIVA through breast milk should be monitored for excess sedation and respiratory depression. (8.2)
- Pediatric Use: ULTIVA has not been studied in pediatric patients for use as a postoperative analgesic or as an analgesic component of monitored anesthesia care. (8.4)

Revised: 10/2019

FULL PRESCRIBING INFORMATION: CONTENTS*

WARNING: ADDICTION, ABUSE, AND MISUSE

1 INDICATIONS AND USAGE

2 DOSAGE AND ADMINISTRATION

2.1 Important Dosage and Administration Instructions

2.2 General Anesthesia

2.3 Continuation as an Analgesic into the Immediate Postoperative Period Under the Direct Supervision of an Anesthesia Practitioner

2.4 Analgesic Component of Monitored Anesthesia Care

2.5 Discontinuation

2.6 Dosage Modifications in Geriatric Patients

2.7 Dosage Modifications in Pediatric Patients

2.8 Dosage Modifications in Coronary Artery Bypass Surgery

2.9 Dosage Modifications in Obese Patients

2.10 Dosage Modifications in Preanesthetic Medication

2.11 Preparation for Administration

2.12 Compatibility and Stability

3 DOSAGE FORMS AND STRENGTHS

4 CONTRAINDICATIONS

5 WARNINGS AND PRECAUTIONS

- 5.1 Addiction, Abuse, and Misuse
- 5.2 Respiratory Depression in Spontaneously Breathing Patients
- 5.3 Risks from Use as Postoperative Analgesia with Concomitant Benzodiazepines or Other CNS Depressants
- 5.4 Serotonin Syndrome with Concomitant Use of Serotonergic Drugs
- 5.5 Administration
- 5.6 Skeletal Muscle Rigidity
- 5.7 Potential Inactivation by Nonspecific Esterases in Blood Products
- 5.8 Bradycardia
- 5.9 Hypotension
- 5.10 Intraoperative Awareness
- 5.11 Risks of Use in Spontaneously Breathing Patients with Increased Intracranial Pressure, Brain Tumors, Head Injury, or Impaired Consciousness
- 5.12 Risks of Use in Patients with Biliary Tract Disease
- 5.13 Increased Risk of Seizures in Patients with Seizure Disorders
- 5.14 Rapid Offset of Action

6 ADVERSE REACTIONS

- 6.1 Clinical Trials Experience
- 6.2 Postmarketing Experience

7 DRUG INTERACTIONS

8 USE IN SPECIFIC POPULATIONS

- 8.1 Pregnancy
- 8.2 Lactation
- 8.4 Pediatric Use
- 8.5 Geriatric Use
- 8.6 Use in Morbidly Obese Patients
- 8.7 Long-Term Use in the ICU

9 DRUG ABUSE AND DEPENDENCE

- 9.1 Controlled Substance
- 9.2 Abuse
- 9.3 Dependence

10 OVERDOSAGE

11 DESCRIPTION

12 CLINICAL PHARMACOLOGY

- 12.1 Mechanism of Action
- 12.2 Pharmacodynamics
- 12.3 Pharmacokinetics

13 NONCLINICAL TOXICOLOGY

- 13.1 Carcinogenesis, Mutagenesis, Impairment of Fertility

14 CLINICAL STUDIES

- 14.1 Induction and Maintenance of General Anesthesia - Inpatient/Outpatient
- 14.2 Recovery
- 14.3 Spontaneous Ventilation Anesthesia
- 14.4 Pediatric Anesthesia
- 14.5 Coronary Artery Bypass Surgery
- 14.6 Neurosurgery
- 14.7 Continuation of Analgesic Use into the Immediate Postoperative Period
- 14.8 Monitored Anesthesia Care

16 HOW SUPPLIED/STORAGE AND HANDLING

* Sections or subsections omitted from the full prescribing information are not listed.

FULL PRESCRIBING INFORMATION

WARNING: ADDICTION, ABUSE, AND MISUSE

Addiction, Abuse, and Misuse

ULTIVA exposes patients and other users to the risks of opioid addiction, abuse, and misuse, which can lead to overdose and death. Assess each patient's risk prior to prescribing ULTIVA [see Warnings and Precautions (5.1)].

1 INDICATIONS AND USAGE

ULTIVA is indicated for intravenous (IV) administration:

- As an analgesic agent for use during the induction and maintenance of general anesthesia for inpatient and outpatient procedures.
- For continuation as an analgesic into the immediate postoperative period in adult patients under the direct supervision of an anesthesia practitioner in a postoperative anesthesia care unit or intensive care setting.
- As an analgesic component of monitored anesthesia care in adult patients.

2 DOSAGE AND ADMINISTRATION

2.1 Important Dosage and Administration Instructions

Monitor patients closely for respiratory depression when initiating therapy and following dosage increases with ULTIVA and adjust the dosage accordingly [see Warnings and Precautions (5.2)].

ULTIVA is for IV use only. Continuous infusions of ULTIVA should be administered only by an infusion device. The injection site should be close to the venous cannula and all IV tubing should be cleared at the time of discontinuation of infusion.

ULTIVA should not be administered without dilution.

Consider an alternative to ULTIVA for patients taking mixed agonist/antagonist and partial agonist opioid analgesics due to reduced analgesic effect or potential withdrawal symptoms. If concomitant use is warranted, carefully observe the patient, particularly during treatment initiation and dose adjustment. Discontinue ULTIVA if patient is not responding appropriately to treatment.

Discard unused portion.

2.2 General Anesthesia

ULTIVA is not recommended as the sole agent in general anesthesia because loss of consciousness cannot be assured and because of a high incidence of apnea, muscle rigidity, and tachycardia. ULTIVA is synergistic with other anesthetics; therefore, clinicians may need to reduce doses of thiopental, propofol, isoflurane, and midazolam by up to 75% with the coadministration of ULTIVA. The administration of ULTIVA must be individualized based on the patient's response.

Induction of Anesthesia

ULTIVA should be administered at an infusion rate of 0.5 to 1 mcg/kg/min with a hypnotic or volatile agent for the induction of anesthesia. If endotracheal intubation is to occur less than 8 minutes after the start of the infusion of ULTIVA, then an initial dose of 1 mcg/kg may be administered over 30 to 60 seconds.

ULTIVA should not be used as a sole agent for induction of anesthesia because loss of consciousness cannot be assured and because of a high incidence of apnea, muscle rigidity, and tachycardia.

Maintenance of Anesthesia

After endotracheal intubation, the infusion rate of ULTIVA should be decreased in accordance with the dosing guidelines in Tables 1 (adults, predominately ASA physical status I, II, or III) and 2 (pediatric patients).

- Due to the fast onset and short duration of action of ULTIVA, the rate of administration during anesthesia can be titrated upward in 25% to 100% increments in adult patients or up to 50% increments in pediatric patients, or downward in 25% to 50% decrements every 2 to 5 minutes to attain the desired level of μ -opioid effect.
- In response to light anesthesia or transient episodes of intense surgical stress, supplemental bolus doses of 1 mcg/kg may be administered every 2 to 5 minutes.
- At infusion rates > 1 mcg/kg/min, increases in the concomitant anesthetic agents should be considered to increase the depth of anesthesia. [See *Clinical Pharmacology: Specific Populations: Pediatric Population (12.3) and Dosage and Administration, Table 2 (2.2).*]

Table 1: Dosing Guidelines in Adults – General Anesthesia and Continuing as an Analgesic into the Postoperative Care Unit or Intensive Care Setting*

Phase	Continuous IV Infusion of ULTIVA (mcg/kg/min)	Range of Infusion Dose ULTIVA (mcg/kg/min)	Supplemental IV Bolus Dose of ULTIVA (mcg/kg)
Induction of Anesthesia (through intubation)	0.5 – 1*		
Maintenance of anesthesia with:			
Nitrous oxide (66%)	0.4	0.1 – 2	1
Isoflurane (0.4 to 1.5 MAC)	0.25	0.05 – 2	1
Propofol (100 to 200 mcg/kg/min)	0.25	0.05 – 2	1
Continuation as an analgesic into the immediate postoperative period	0.1	0.025 – 0.2	not recommended

* An initial dose of 1 mcg/kg may be administered over 30 to 60 seconds.

Table 2 summarizes the recommended doses in pediatric patients, predominantly ASA physical status I, II, or III. In pediatric patients, remifentanyl was administered with nitrous oxide or nitrous oxide in combination with halothane, sevoflurane, or isoflurane. The use of atropine may blunt the potential for bradycardia that can occur upon administration of ULTIVA.

Table 2: Dosing Guidelines in Pediatric Patients – Maintenance of Anesthesia

Phase	Continuous IV Infusion of ULTIVA (mcg/kg/min)	Range of Infusion Dose ULTIVA (mcg/kg/min)	Supplemental IV Bolus Dose of ULTIVA (mcg/kg)
Maintenance of anesthesia in			

patients aged 1 to 12 years old with* :			
Halothane (0.3 to 1.5 MAC)	0.25	0.05 – 1.3	1
Sevoflurane (0.3 to 1.5 MAC)	0.25	0.05 – 1.3	1
Isoflurane (0.4 to 1.5 MAC)	0.25	0.05 – 1.3	1
Maintenance of anesthesia for patients from birth to 2 months of age with:			
Nitrous oxide (70%) [†]	0.4	0.4 – 1.0	1 [‡]

* An initial dose of 1 mcg/kg may be administered over 30 to 60 seconds.

† The clearance rate in neonates is highly variable, on average two times higher than in the young healthy adult population. Therefore, an increased infusion rate may be necessary to maintain adequate surgical anesthesia, and additional bolus doses may be required. The use of atropine may blunt the potential for bradycardia that can occur upon administration of ULTIVA. [See *Clinical Pharmacology: Specific Populations: Pediatric Population (12.3) and Clinical Studies (14.4).*]

‡ Boluses of 1 mcg/kg were studied in ASA 1 and 2, full-term patients weighing at least 2500 gm, undergoing pyloromyotomy who received pretreatment with atropine. Neonates receiving supplementation with potent inhalation agents or neuraxial anesthesia, those with significant co-morbidities or undergoing significant fluid shifts, or those who have not been pretreated with atropine, may require smaller bolus doses to avoid hypotension and/or bradycardia.

2.3 Continuation as an Analgesic into the Immediate Postoperative Period Under the Direct Supervision of an Anesthesia Practitioner

Infusions of ULTIVA may be continued into the immediate postoperative period for select patients for whom later transition to longer acting analgesics may be desired.

- ULTIVA has not been studied in pediatric patients for use in the immediate postoperative period.
- The use of bolus injections of ULTIVA to treat pain during the postoperative period is not recommended.
- When used as an IV analgesic in the immediate postoperative period, ULTIVA should be initially administered by continuous infusion at a rate of 0.1 mcg/kg/min.
- The infusion rate may be adjusted every 5 minutes in 0.025 mcg/kg/min increments to balance the patient's level of analgesia and respiratory rate.
- Infusion rates greater than 0.2 mcg/kg/min are associated with respiratory depression (respiratory rate less than 8 breaths/min).

Due to the rapid offset of action of ULTIVA, no residual analgesic activity will be present within 5 to 10 minutes after discontinuation. For patients undergoing surgical procedures where postoperative pain is generally anticipated, alternative analgesics should be administered prior to discontinuation of ULTIVA. The choice of analgesic should be appropriate for the patient's surgical procedure and the level of follow-up care [see *Clinical Studies (14)*].

2.4 Analgesic Component of Monitored Anesthesia Care

It is strongly recommended that supplemental oxygen be supplied to the patient whenever ULTIVA is administered.

- ULTIVA has not been studied for use in children in monitored anesthesia care.

Single Dose

A single IV dose of 0.5 to 1 mcg/kg over 30 to 60 seconds of ULTIVA may be given 90 seconds before the placement of the local or regional anesthetic block [see *Warnings and Precautions (5.6)*].

Continuous Infusion

When used alone as an IV analgesic component of monitored anesthesia care, ULTIVA should be initially administered by continuous infusion at a rate of 0.1 mcg/kg/min beginning 5 minutes before placement of the local or regional anesthetic block.

- Because of the risk for hypoventilation, the infusion rate of ULTIVA should be decreased to 0.05 mcg/kg/min following placement of the block.
- Thereafter, rate adjustments of 0.025 mcg/kg/min at 5 minute intervals may be used to balance the patient's level of analgesia and respiratory rate.
- Rates greater than 0.2 mcg/kg/min are generally associated with respiratory depression (respiratory rates less than 8 breaths/min).
- Bolus doses of ULTIVA administered simultaneously with a continuous infusion of ULTIVA to spontaneously breathing patients are not recommended.

Table 3 summarizes the recommended doses for monitored anesthesia care in adult patients, predominately ASA physical status I, II, or III.

Table 3: Dosing Guidelines in Adults – Monitored Anesthesia Care

Method	Timing	ULTIVA Alone	ULTIVA + 2 mg Midazolam
Single IV Dose	Given 90 seconds before local anesthetic	1 mcg/kg over 30 to 60 seconds	0.5 mcg/kg over 30 to 60 seconds
Continuous IV Infusion	Beginning 5 minutes before local anesthetic	0.1 mcg/kg/min	0.05 mcg/kg/min
	After local anesthetic	0.05 mcg/kg/min (Range: 0.025 to 0.2 mcg/kg/min)	0.025 mcg/kg/min (Range: 0.025 to 0.2 mcg/kg/min)

2.5 Discontinuation

Upon discontinuation of ULTIVA, the IV tubing should be cleared to prevent the inadvertent administration of ULTIVA at a later time.

For patients undergoing surgical procedures where postoperative pain is generally anticipated, alternative analgesics should be administered prior to discontinuation of ULTIVA. The choice of analgesic should be appropriate for the patient's surgical procedure and the level of follow-up care [see *Clinical Studies (14)*].

2.6 Dosage Modifications in Geriatric Patients

The starting doses of ULTIVA should be decreased by 50% in elderly patients (> 65 years). ULTIVA should then be cautiously titrated to effect [see *Use in Specific Populations (8.5)*].

2.7 Dosage Modifications in Pediatric Patients

See Table 2 for dosing recommendations for use of ULTIVA in pediatric patients from birth to 12 years of age for maintenance of anesthesia. [See *Clinical Pharmacology: Specific Populations: Pediatric Population (12.3) and Dosage and Administration, Table 2 and Maintenance of Anesthesia (2.2).*]

ULTIVA has not been studied in pediatric patients for use in the immediate postoperative period or for use as a component of monitored anesthesia care.

2.8 Dosage Modifications in Coronary Artery Bypass Surgery

Table 4 summarizes the recommended doses for induction, maintenance, and continuation as an analgesic into the ICU in adult patients, predominantly ASA physical status III or IV. To avoid hypotension during the induction phase, it is important to consider the concomitant medication regimens. [See *Clinical Studies: Coronary Artery Bypass Surgery (14.5).*]

Table 4: Dosing Recommendations* – Coronary Artery Bypass Surgery

Phase	Continuous IV Infusion of ULTIVA (mcg/kg/min)	Range of Infusion Dose ULTIVA (mcg/kg/min)	Supplemental IV Bolus Dose of ULTIVA (mcg/kg)
Induction of Anesthesia (through intubation)	1		
Maintenance of Anesthesia	1	0.125 to 4	0.5 to 1
Continuation as an analgesic into ICU	1	0.05 to 1	

* See Clinical Studies: Coronary Artery Bypass Surgery subsection (14.5) for concomitant medication regimens.

2.9 Dosage Modifications in Obese Patients

The starting doses of ULTIVA should be based on ideal body weight (IBW) in obese patients (greater than 30% over their IBW) [see *Use in Specific Populations (8.6)*].

2.10 Dosage Modifications in Preanesthetic Medication

The need for premedication and the choice of anesthetic agents must be individualized. In clinical studies, patients who received ULTIVA frequently received a benzodiazepine premedication.

2.11 Preparation for Administration

To reconstitute solution, add 1 mL of diluent per mg of remifentanyl. Shake well to dissolve. When reconstituted as directed, the solution contains approximately 1 mg of remifentanyl activity per 1 mL.

- ULTIVA should be diluted to a recommended final concentration of 20, 25, 50, or 250 mcg/mL prior to administration (see Table 5). ULTIVA should not be administered without dilution.

Table 5: Reconstitution and Dilution of ULTIVA

Final Concentration	Amount of ULTIVA in Each Vial	Final Volume After Reconstitution and Dilution
20 mcg/mL	1 mg	50 mL
	2 mg	100 mL

	5 mg	250 mL
25 mcg/mL	1 mg	40 mL
	2 mg	80 mL
	5 mg	200 mL
50 mcg/mL	1 mg	20 mL
	2 mg	40 mL
	5 mg	100 mL
250 mcg/mL	5 mg	20 mL

Continuous IV infusions of ULTIVA should be administered only by an infusion device. Infusion rates of ULTIVA can be individualized for each patient using Table 6:

Table 6: IV Infusion Rates of ULTIVA (mL/kg/h)

Drug Delivery Rate (mcg/kg/min)	Infusion Delivery Rate (mL/kg/h)			
	20 mcg/mL	25 mcg/mL	50 mcg/mL	250 mcg/mL
0.0125	0.038	0.03	0.015	not recommended
0.025	0.075	0.06	0.03	not recommended
0.05	0.15	0.12	0.06	0.012
0.075	0.23	0.18	0.09	0.018
0.1	0.3	0.24	0.12	0.024
0.15	0.45	0.36	0.18	0.036
0.2	0.6	0.48	0.24	0.048
0.25	0.75	0.6	0.3	0.06
0.5	1.5	1.2	0.6	0.12
0.75	2.25	1.8	0.9	0.18
1.0	3.0	2.4	1.2	0.24
1.25	3.75	3.0	1.5	0.3
1.5	4.5	3.6	1.8	0.36
1.75	5.25	4.2	2.1	0.42
2.0	6.0	4.8	2.4	0.48

When ULTIVA is used as an analgesic component of monitored analgesia care, a final concentration of 25 mcg/mL is recommended. When ULTIVA is used for pediatric patients 1 year of age and older, a final concentration of 20 or 25 mcg/mL is recommended. Table 7 is a guideline for milliliter-per-hour delivery for a solution of 20 mcg/mL with an infusion device.

Table 7: IV Infusion Rates of ULTIVA (mL/h) for a 20 mcg/mL Solution

Infusion Rate	Patient Weight (kg)			

(mcg/kg/min)	5	10	20	30	40	50	60
0.0125	0.188	0.375	0.75	1.125	1.5	1.875	2.25
0.025	0.375	0.75	1.5	2.25	3.0	3.75	4.5
0.05	0.75	1.5	3.0	4.5	6.0	7.5	9.0
0.075	1.125	2.25	4.5	6.75	9.0	11.25	13.5
0.1	1.5	3.0	6.0	9.0	12.0	15.0	18.0
0.15	2.25	4.5	9.0	13.5	18.0	22.5	27.0
0.2	3.0	6.0	12.0	18.0	24.0	30.0	36.0
0.25	3.75	7.5	15.0	22.5	30.0	37.5	45.0
0.3	4.5	9.0	18.0	27.0	36.0	45.0	54.0
0.35	5.25	10.5	21.0	31.5	42.0	52.5	63.0
0.4	6.0	12.0	24.0	36.0	48.0	60.0	72.0

Table 8 is a guideline for milliliter-per-hour delivery for a solution of 25 mcg/mL with an infusion device.

Table 8: IV Infusion Rates of ULTIVA (mL/h) for a 25 mcg/mL Solution

Infusion Rate (mcg/kg/min)	Patient Weight (kg)									
	10	20	30	40	50	60	70	80	90	100
0.0125	0.3	0.6	0.9	1.2	1.5	1.8	2.1	2.4	2.7	3.0
0.025	0.6	1.2	1.8	2.4	3.0	3.6	4.2	4.8	5.4	6.0
0.05	1.2	2.4	3.6	4.8	6.0	7.2	8.4	9.6	10.8	12.0
0.075	1.8	3.6	5.4	7.2	9.0	10.8	12.6	14.4	16.2	18.0
0.1	2.4	4.8	7.2	9.6	12.0	14.4	16.8	19.2	21.6	24.0
0.15	3.6	7.2	10.8	14.4	18.0	21.6	25.2	28.8	32.4	36.0
0.2	4.8	9.6	14.4	19.2	24.0	28.8	33.6	38.4	43.2	48.0

Table 9 is a guideline for milliliter-per-hour delivery for a solution of 50 mcg/mL with an infusion device.

Table 9: IV Infusion Rates of ULTIVA (mL/h) for a 50 mcg/mL Solution

Infusion Rate (mcg/kg/min)	Patient Weight (kg)							
	30	40	50	60	70	80	90	100
0.025					2.1	2.4	2.7	3.0
0.05		2.4	3.0	3.6	4.2	4.8	5.4	6.0
0.075	2.7	3.6	4.5	5.4	6.3	7.2	8.1	9.0
0.1	3.6	4.8	6.0	7.2	8.4	9.6	10.8	12.0

0.15	5.4	7.2	9.0	10.8	12.6	14.4	16.2	18.0
0.2	7.2	9.6	12.0	14.4	16.8	19.2	21.6	24.0
0.25	9.0	12.0	15.0	18.0	21.0	24.0	27.0	30.0
0.5	18.0	24.0	30.0	36.0	42.0	48.0	54.0	60.0
0.75	27.0	36.0	45.0	54.0	63.0	72.0	81.0	90.0
1.0	36.0	48.0	60.0	72.0	84.0	96.0	108.0	120.0
1.25	45.0	60.0	75.0	90.0	105.0	120.0	135.0	150.0
1.5	54.0	72.0	90.0	108.0	126.0	144.0	162.0	180.0
1.75	63.0	84.0	105.0	126.0	147.0	168.0	189.0	210.0
2.0	72.0	96.0	120.0	144.0	168.0	192.0	216.0	240.0

Table 10 is a guideline for milliliter-per-hour delivery for a solution of 250 mcg/mL with an infusion device.

Table 10: IV Infusion Rates of ULTIVA (mL/h) for a 250 mcg/mL Solution

Infusion Rate (mcg/kg/min)	Patient Weight (kg)							
	30	40	50	60	70	80	90	100
0.1	0.72	0.96	1.20	1.44	1.68	1.92	2.16	2.40
0.15	1.08	1.44	1.80	2.16	2.52	2.88	3.24	3.60
0.2	1.44	1.92	2.40	2.88	3.36	3.84	4.32	4.80
0.25	1.80	2.40	3.00	3.60	4.20	4.80	5.40	6.00
0.5	3.60	4.80	6.00	7.20	8.40	9.60	10.80	12.00
0.75	5.40	7.20	9.00	10.80	12.60	14.40	16.20	18.00
1.0	7.20	9.60	12.00	14.40	16.80	19.20	21.60	24.00
1.25	9.00	12.00	15.00	18.00	21.00	24.00	27.00	30.00
1.5	10.80	14.40	18.00	21.60	25.20	28.80	32.40	36.00
1.75	12.60	16.80	21.00	25.20	29.40	33.60	37.80	42.00
2.0	14.40	19.20	24.00	28.80	33.60	38.40	43.20	48.00

2.12 Compatibility and Stability

Reconstitution and Dilution Prior to Administration

ULTIVA is stable for 24 hours at room temperature after reconstitution and further dilution to concentrations of 20 to 250 mcg/mL with the IV fluids listed below.

Sterile Water for Injection, USP

5% Dextrose Injection, USP

5% Dextrose and 0.9% Sodium Chloride Injection, USP

0.9% Sodium Chloride Injection, USP

0.45% Sodium Chloride Injection, USP
Lactated Ringer's and 5% Dextrose Injection, USP

ULTIVA is stable for 4 hours at room temperature after reconstitution and further dilution to concentrations of 20 to 250 mcg/mL with Lactated Ringer's Injection, USP.

ULTIVA has been shown to be compatible with these IV fluids when coadministered into a running IV administration set.

Compatibility with Other Therapeutic Agents

ULTIVA has been shown to be compatible with Diprivan® (propofol) Injection when coadministered into a running IV administration set. The compatibility of ULTIVA with other therapeutic agents has not been evaluated.

Incompatibilities

Nonspecific esterases in blood products may lead to the hydrolysis of remifentanyl to its carboxylic acid metabolite. Therefore, administration of ULTIVA into the same IV tubing with blood is not recommended.

Note: Parenteral drug products should be inspected visually for particulate matter and discoloration prior to administration whenever solution and container permit. Product should be a clear, colorless liquid after reconstitution and free of visible particulate matter.

ULTIVA does not contain any antimicrobial preservative and thus care must be taken to assure the sterility of prepared solutions.

3 DOSAGE FORMS AND STRENGTHS

For injection: 1 mg, 2 mg, and 5 mg:

3 mL Vial	1 mg lyophilized powder
5 mL Vial	2 mg lyophilized powder
10 mL Vial	5 mg lyophilized powder

4 CONTRAINDICATIONS

ULTIVA is contraindicated:

- For epidural or intrathecal administration due to the presence of glycine in the formulation [*see Nonclinical Toxicology (13)*].
- In patients with hypersensitivity to remifentanyl (e.g., anaphylaxis) [*see Adverse Reactions (6.2)*].

5 WARNINGS AND PRECAUTIONS

5.1 Addiction, Abuse, and Misuse

ULTIVA contains remifentanyl, a Schedule II controlled substance. As an opioid, ULTIVA exposes users to the risks of addiction, abuse, and misuse [*see Drug Abuse and Dependence (9)*].

Opioids are sought by drug abusers and people with addiction disorders and are subject to criminal diversion. Consider these risks when handling ULTIVA. Strategies to reduce these risks include proper product storage and control practices for a C-II drug. Contact local state professional licensing board or state controlled substances authority for information on how to prevent and detect abuse or diversion of this product.

5.2 Respiratory Depression in Spontaneously Breathing Patients

Serious, life-threatening, or fatal respiratory depression has been reported with the use of opioids, even when used as recommended. Respiratory depression, if not immediately recognized and treated, may lead to respiratory arrest and death.

ULTIVA should be administered only by persons specifically trained in the use of anesthetic drugs and the management of the respiratory effects of potent opioids, including respiration and cardiac resuscitation of patients in the age group being treated. Such training must include the establishment and maintenance of a patent airway and assisted ventilation. Resuscitative and intubation equipment, oxygen, and opioid antagonists must be readily available.

Respiratory depression in spontaneously breathing patients is generally managed by decreasing the rate of the infusion of ULTIVA by 50% or by temporarily discontinuing the infusion [*see Overdosage (10)*].

Carbon dioxide (CO₂) retention from opioid-induced respiratory depression can exacerbate the sedating effects of opioids. While serious, life-threatening, or fatal respiratory depression can occur at any time during the use of ULTIVA, the risk is greatest during the initiation of therapy or following a dosage increase. Monitor patients closely for respiratory depression, especially when initiating therapy with and following dosage increases of ULTIVA.

ULTIVA should not be used in diagnostic or therapeutic procedures outside the monitored anesthesia care setting. Patients receiving monitored anesthesia care should be continuously monitored by persons not involved in the conduct of the surgical or diagnostic procedure. Oxygen saturation should be monitored on a continuous basis.

Patients with significant chronic obstructive pulmonary disease or cor pulmonale, and those with a substantially decreased respiratory reserve, hypoxia, hypercapnia, or pre-existing respiratory depression are at increased risk of decreased respiratory drive including apnea, even at recommended dosages of ULTIVA. Elderly, cachectic, or debilitated patients may have altered pharmacokinetics or altered clearance compared to younger, healthier patients resulting in greater risk for respiratory depression. Monitor such patients closely including vital signs, particularly when initiating and titrating ULTIVA and when ULTIVA is given concomitantly with other drugs that depress respiration. To reduce the risk of respiratory depression, proper dosing and titration of ULTIVA are essential [*see Dosage and Administration (2.11)*].

5.3 Risks from Use as Postoperative Analgesia with Concomitant Benzodiazepines or Other CNS Depressants

Hypotension, profound sedation, respiratory depression, coma, and death may result from the concomitant use of ULTIVA with benzodiazepines or other CNS depressants (e.g., non-benzodiazepine sedatives/hypnotics, anxiolytics, tranquilizers, muscle relaxants, general anesthetics, antipsychotics, other opioids, or alcohol). Patients should be advised to avoid alcohol for 24 hours after surgery [*see Drug Interactions (7)*].

5.4 Serotonin Syndrome with Concomitant Use of Serotonergic Drugs

Cases of serotonin syndrome, a potentially life-threatening condition, have been reported during concomitant use of ULTIVA with serotonergic drugs. Serotonergic drugs include selective serotonin reuptake inhibitors (SSRIs), serotonin and norepinephrine reuptake inhibitors (SNRIs), tricyclic antidepressants (TCAs), triptans, 5-HT₃ receptor antagonists, drugs that affect the serotonergic neurotransmitter system (e.g., mirtazapine, trazodone, tramadol), certain muscle relaxants (i.e., cyclobenzaprine, metaxalone), and drugs that impair metabolism of serotonin (including MAO inhibitors, both those intended to treat psychiatric disorders and also others, such as linezolid and intravenous methylene blue) [*see Drug Interactions (7)*]. This may occur within the recommended dosage range.

Serotonin syndrome symptoms may include mental status changes (e.g., agitation, hallucinations, coma), autonomic instability (e.g., tachycardia, labile blood pressure, hyperthermia), neuromuscular aberrations (e.g., hyperreflexia, incoordination, rigidity), and/or gastrointestinal symptoms (e.g., nausea, vomiting,

diarrhea). The onset of symptoms generally occurs within several hours to a few days of concomitant use, but may occur later than that. Discontinue ULTIVA if serotonin syndrome is suspected.

5.5 Administration

Continuous infusions of ULTIVA should be administered only by an infusion device. IV bolus administration of ULTIVA should be used only during the maintenance of general anesthesia. In nonintubated patients, single doses of ULTIVA should be administered over 30 to 60 seconds.

Interruption of an infusion of ULTIVA will result in rapid offset of effect. Rapid clearance and lack of drug accumulation result in rapid dissipation of respiratory depressant and analgesic effects upon discontinuation of ULTIVA at recommended doses. Discontinuation of an infusion of ULTIVA should be preceded by the establishment of adequate postoperative analgesia.

Injections of ULTIVA should be made into IV tubing at or close to the venous cannula. Upon discontinuation of ULTIVA, the IV tubing should be cleared to prevent the inadvertent administration of ULTIVA at a later point in time. Failure to adequately clear the IV tubing to remove residual ULTIVA has been associated with the appearance of respiratory depression, apnea, and muscle rigidity upon the administration of additional fluids or medications through the same IV tubing.

5.6 Skeletal Muscle Rigidity

Skeletal muscle rigidity can be caused by ULTIVA and is related to the dose and speed of administration. ULTIVA may cause chest wall rigidity (inability to ventilate) after single doses of > 1 mcg/kg administered over 30 to 60 seconds, or after infusion rates > 0.1 mcg/kg/min. Single doses < 1 mcg/kg may cause chest wall rigidity when given concurrently with a continuous infusion of ULTIVA.

Muscle rigidity induced by ULTIVA should be managed in the context of the patient's clinical condition. Muscle rigidity occurring during the induction of anesthesia should be treated by the administration of a neuromuscular blocking agent and the concurrent induction medications and can be treated by decreasing the rate or discontinuing the infusion of ULTIVA or by administering a neuromuscular blocking agent. The neuromuscular blocking agents used should be compatible with the patient's cardiovascular status.

Muscle rigidity seen during the use of ULTIVA in spontaneously breathing patients may be treated by stopping or decreasing the rate of administration of ULTIVA. Resolution of muscle rigidity after discontinuing the infusion of ULTIVA occurs within minutes. In the case of life-threatening muscle rigidity, a rapid onset neuromuscular blocker or naloxone may be administered.

5.7 Potential Inactivation by Nonspecific Esterases in Blood Products

ULTIVA should not be administered into the same IV tubing with blood due to potential inactivation by nonspecific esterases in blood products.

5.8 Bradycardia

Bradycardia has been reported with ULTIVA and is responsive to ephedrine or anticholinergic drugs, such as atropine and glycopyrrolate.

5.9 Hypotension

Hypotension has been reported with ULTIVA and is responsive to decreases in the administration of ULTIVA or to IV fluids or catecholamine (ephedrine, epinephrine, norepinephrine, etc.) administration.

5.10 Intraoperative Awareness

Intraoperative awareness has been reported in patients under 55 years of age when ULTIVA has been administered with propofol infusion rates of ≤ 75 mcg/kg/min.

5.11 Risks of Use in Spontaneously Breathing Patients with Increased Intracranial Pressure,

Brain Tumors, Head Injury, or Impaired Consciousness

In patients who may be susceptible to the intracranial effects of CO₂ retention (e.g., those with evidence of increased intracranial pressure or brain tumors), ULTIVA may reduce respiratory drive, and the resultant CO₂ retention can further increase intracranial pressure in spontaneously breathing patients. Monitor such patients for signs of sedation and respiratory depression, particularly when initiating therapy with ULTIVA.

Opioids may also obscure the clinical course in a patient with a head injury.

5.12 Risks of Use in Patients with Biliary Tract Disease

The remifentanyl in ULTIVA may cause spasm of the sphincter of Oddi. Opioids may cause increases in serum amylase. Monitor patients with biliary tract disease, including acute pancreatitis, for worsening symptoms.

5.13 Increased Risk of Seizures in Patients with Seizure Disorders

The remifentanyl in ULTIVA may increase the frequency of seizures in patients with seizure disorders, and may increase the risk of seizures occurring in other clinical settings associated with seizures. Monitor patients with a history of seizure disorders for worsened seizure control during ULTIVA therapy.

5.14 Rapid Offset of Action

Analgesic activity will subside within 5 to 10 minutes after discontinuation of administration of ULTIVA. However, respiratory depression may continue in some patients for up to 30 minutes after termination of infusion due to residual effects of concomitant anesthetics. Standard monitoring should be maintained in the postoperative period to ensure adequate recovery without stimulation. For patients undergoing surgical procedures where postoperative pain is generally anticipated, other analgesics should be administered prior to the discontinuation of ULTIVA.

6 ADVERSE REACTIONS

The following serious adverse reactions are described, or described in greater detail, in other sections:

- Addiction, Abuse, and Misuse [*see Warnings and Precautions (5.1)*]
- Respiratory Depression in Spontaneously Breathing Patients [*see Warnings and Precautions (5.2)*]
- Interactions with Benzodiazepines or other CNS Depressants [*see Warnings and Precautions (5.3)*]
- Serotonin Syndrome [*see Warnings and Precautions (5.4)*]
- Skeletal Muscle Rigidity [*see Warnings and Precautions (5.6)*]
- Bradycardia [*see Warnings and Precautions (5.8)*]
- Hypotension [*see Warnings and Precautions (5.9)*]
- Biliary Tract Disease [*see Warnings and Precautions (5.12)*]
- Seizures [*see Warnings and Precautions (5.13)*]

6.1 Clinical Trials Experience

Because clinical trials are conducted under widely varying conditions, adverse reaction rates observed in the clinical trials of a drug cannot be directly compared to rates in the clinical trials of another drug and may not reflect the rates observed in practice.

Adverse event information is derived from controlled clinical studies that were conducted in a variety of surgical procedures of varying duration, using a variety of premedications and other anesthetics, and in patient populations with diverse characteristics including underlying disease.

Adults

Approximately 2,770 adult patients were exposed to ULTIVA in controlled clinical studies. The frequencies of adverse events during general anesthesia with the recommended doses of ULTIVA are given in Table 11. Each patient was counted once for each type of adverse event.

Table 11: Adverse Events Reported in $\geq 1\%$ of Adult Patients in General Anesthesia Studies* at the Recommended Doses[†] of ULTIVA

Adverse Event	Induction/Maintenance		Postoperative Analgesia		After Discontinuation	
	ULTIVA (n = 921)	Alfentanil/Fentanyl (n = 466)	ULTIVA (n = 281)	Morphine (n = 98)	ULTIVA (n = 929)	Alfentanil/Fentanyl (n = 466)
Nausea	8 (< 1%)	0	61 (22%)	15 (15%)	339 (36%)	202 (43%)
Hypotension	178 (19%)	30 (6%)	0	0	16 (2%)	9 (2%)
Vomiting	4 (< 1%)	1 (< 1%)	22 (8%)	5 (5%)	150 (16%)	91 (20%)
Muscle rigidity	98 (11%) [‡]	37 (8%)	7 (2%)	0	2 (< 1%)	1 (< 1%)
Bradycardia	62 (7%)	24 (5%)	3 (1%)	3 (3%)	11 (1%)	6 (1%)
Shivering	3 (< 1%)	0	15 (5%)	9 (9%)	49 (5%)	10 (2%)
Fever	1 (< 1%)	0	2 (< 1%)	0	44 (5%)	9 (2%)
Dizziness	0	0	1 (< 1%)	0	27 (3%)	9 (2%)
Visual disturbance	0	0	0	0	24 (3%)	14 (3%)
Headache	0	0	1 (< 1%)	1 (1%)	21 (2%)	8 (2%)
Respiratory depression	1 (< 1%)	0	19 (7%)	4 (4%)	17 (2%)	20 (4%)
Apnea	0	1 (< 1%)	9 (3%)	2 (2%)	2 (< 1%)	1 (< 1%)
Pruritus	2 (< 1%)	0	7 (2%)	1 (1%)	22 (2%)	7 (2%)
Tachycardia	6 (< 1%)	7 (2%)	0	0	10 (1%)	8 (2%)
Postoperative pain	0	0	7 (2%)	0	4 (< 1%)	5 (1%)
Hypertension	10 (1%)	7 (2%)	5 (2%)	3 (3%)	12 (1%)	8 (2%)
Agitation	2 (< 1%)	0	3 (1%)	1 (1%)	6 (< 1%)	1 (< 1%)
Hypoxia	0	0	1 (< 1%)	0	10 (1%)	7 (2%)

* Does not include adverse events from cardiac studies or the neonatal study. See Tables 14, 15, and 16 for cardiac information.

[†] See Table 1 for recommended doses. Not all doses of ULTIVA were equipotent to the comparator opioid. Administration of ULTIVA in excess of the recommended dose (i.e., doses > 1 and up to 20 mcg/kg) resulted in a higher incidence of some adverse events: muscle rigidity (37%), bradycardia (12%), hypertension (4%), and tachycardia (4%).

‡ Included in the muscle rigidity incidence is chest wall rigidity (5%). The overall muscle rigidity incidence is < 1% when remifentanyl is administered concurrently or after a hypnotic induction agent.

In the elderly population (> 65 years), the incidence of hypotension is higher, whereas the incidence of nausea and vomiting is lower.

Table 12: Incidence (%) of Most Common Adverse Events by Gender in General Anesthesia Studies* at the Recommended Doses† of ULTIVA

Adverse Event n	Induction Maintenance				Postoperative Analgesia				After Discontinuation			
	ULTIVA		Alfentanil/Fentanyl		ULTIVA		Morphine		ULTIVA		Alfentanil/Fentanyl	
	Male 326	Female 595	Male 183	Female 283	Male 85	Female 196	Male 36	Female 62	Male 332	Female 597	Male 183	Female 283
Nausea	2%	< 1%	0	0	12%	26%	8%	19%	22%	45%	30%	52%
Hypotension	29%	14%	7%	6%	0	0	0	0	2%	2%	2%	2%
Vomiting	< 1%	< 1%	0	< 1%	4%	10%	0	8%	5%	22%	8%	27%
Muscle rigidity	17%	7%	14%	4%	6%	1%	0	0	< 1%	< 1%	0	< 1%

* Does not include adverse events from cardiac studies or the neonatal study.

† See Table 1 for recommended doses. **Not all doses of ULTIVA were equipotent to the comparator opioid.**

The frequencies of adverse events from the clinical studies at the recommended doses of ULTIVA in monitored anesthesia care are given in Table 13.

Table 13: Adverse Events Reported in ≥ 1% of Adult Patients in Monitored Anesthesia Care Studies at the Recommended Doses* of ULTIVA

Adverse Event	ULTIVA (n = 159)	ULTIVA + 2 mg Midazolam† (n = 103)	Propofol (0.5 mg/kg then 50 mcg/kg/min) (n = 63)
Nausea	70 (44%)	19 (18%)	20 (32%)
Vomiting	35 (22%)	5 (5%)	13 (21%)
Pruritus	28 (18%)	16 (16%)	0
Headache	28 (18%)	12 (12%)	6 (10%)
Sweating	10 (6%)	0	1 (2%)
Shivering	8 (5%)	1 (< 1%)	1 (2%)
Dizziness	8 (5%)	5 (5%)	1 (2%)
Hypotension	7 (4%)	0	6 (10%)
Bradycardia	6 (4%)	0	7 (11%)
Respiratory depression	4 (3%)	1 (< 1%)*	0
Muscle rigidity	4 (3%)	0	1 (2%)
Chills	2 (1%)	0	2 (3%)
Flushing	2 (1%)	0	0
Warm sensation	2 (1%)	0	0

Pain at study IV site	2 (1%)	0	11 (17%)
-----------------------	--------	---	----------

* See Table 3 for recommended doses. Administration of ULTIVA in excess of the recommended infusion rate (i.e., starting doses > 0.1 mcg/kg/min) resulted in a higher incidence of some adverse events: nausea (60%), apnea (8%), and muscle rigidity (5%).

† With higher midazolam doses, higher incidences of respiratory depression and apnea were observed.

Other Adverse Events in Adult Patients

The frequencies of less commonly reported adverse clinical events from all controlled general anesthesia and monitored anesthesia care studies are presented below.

Event frequencies are calculated as the number of patients who were administered ULTIVA and reported an event divided by the total number of patients exposed to ULTIVA in all controlled studies including cardiac dose-ranging and neurosurgery studies (n = 1,883 general anesthesia, n = 609 monitored anesthesia care).

Incidence Less than 1%

Digestive: constipation, abdominal discomfort, xerostomia, gastro-esophageal reflux, dysphagia, diarrhea, ileus.

Cardiovascular: various atrial and ventricular arrhythmias, heart block, ECG change consistent with myocardial ischemia, elevated CPK-MB level, syncope.

Musculoskeletal: muscle stiffness, musculoskeletal chest pain.

Respiratory: cough, dyspnea, bronchospasm, laryngospasm, rhonchi, stridor, nasal congestion, pharyngitis, pleural effusion, hiccup(s), pulmonary edema, rales, bronchitis, rhinorrhea.

Nervous: anxiety, involuntary movement, prolonged emergence from anesthesia, confusion, awareness under anesthesia without pain, rapid awakening from anesthesia, tremors, disorientation, dysphoria, nightmare(s), hallucinations, paresthesia, nystagmus, twitch, seizure, amnesia.

Body as a Whole: decreased body temperature, anaphylactic reaction, delayed recovery from neuromuscular block.

Skin: rash, urticaria.

Urogenital: urine retention, oliguria, dysuria, urine incontinence.

Infusion Site Reaction: erythema, pruritus, rash.

Metabolic and Nutrition: abnormal liver function, hyperglycemia, electrolyte disorders, increased CPK level.

Hematologic and Lymphatic: anemia, lymphopenia, leukocytosis, thrombocytopenia.

The frequencies of adverse events from the clinical studies at the recommended doses of ULTIVA in cardiac surgery are given in Tables 14, 15, and 16. These tables represent adverse events collected during discrete phases of cardiac surgery. Any event should be viewed as temporally associated with drug administration and the phase indicated should not be perceived as the only time the event might occur.

Table 14: Adverse Events Reported in ≥ 1% of Patients in the Induction/Intubation and Maintenance Phases of Cardiac Surgery Studies at the Recommended Doses* of ULTIVA

Adverse Event	Induction/Intubation			Maintenance		
	ULTIVA (n = 227)	Fentanyl (n = 176)	Sufentanil (n = 41)	ULTIVA (n = 227)	Fentanyl (n = 176)	Sufentanil (n = 41)

Hypotension	18 (8%)	6 (3%)	7 (17%)	26 (11%)	6 (3%)	1 (2%)
Bradycardia	9 (4%)	5 (3%)	0	3 (1%)	1 (< 1%)	1 (2%)
Hypertension	3 (1%)	2 (1%)	2 (5%)	8 (4%)	6 (3%)	1 (2%)
Constipation	9 (4%)	1 (< 1%)	3 (7%)	0	0	1 (2%)
Muscle rigidity	2 (< 1%)	2 (1%)	0	5 (2%)	8 (5%)	0
Premature ventricular beats	1 (< 1%)	0	0	3 (1%)	1 (< 1%)	0
Myocardial ischemia	0	0	0	7 (3%)	8 (5%)	1 (2%)
Atrial fibrillation	0	0	0	7 (3%)	3 (2%)	1 (2%)
Decreased cardiac output	0	0	0	5 (2%)	1 (< 1%)	1 (2%)
Tachycardia	0	1 (< 1%)	0	4 (2%)	2 (1%)	0
Coagulation disorder	0	0	0	4 (2%)	0	1 (2%)
Arrhythmia	0	0	0	3 (1%)	0	0
Ventricular fibrillation	0	0	0	3 (1%)	1 (< 1%)	1 (2%)
Postoperative complication	0	0	0	3 (1%)	0	0
Third degree heart block	0	0	0	2 (< 1%)	0	1 (2%)
Hemorrhage	0	0	0	2 (< 1%)	0	1 (2%)
Perioperative complication	0	0	0	2 (< 1%)	1 (< 1%)	1 (2%)
Involuntary movement(s)	0	0	0	2 (< 1%)	3 (2%)	0
Thrombocytopenia	0	0	1 (2%)	0	0	0
Oliguria	0	0	0	0	3 (2%)	0
Anemia	0	0	0	2 (< 1%)	2 (1%)	0

* See Table 4 for recommended doses.

Table 15: Adverse Events Reported in $\geq 1\%$ of Patients in the ICU Phase of Cardiac Surgery Studies at the Recommended Doses* of ULTIVA

Adverse Event	ULTIVA n = 227	Fentanyl n = 176	Sufentanil n = 41
Hypertension	14 (6%)	8 (5%)	2 (5%)

Hypotension	12 (5%)	3 (2%)	1 (2%)
Tachycardia	9 (4%)	5 (3%)	0
Shivering	8 (4%)	3 (2%)	1 (2%)
Nausea	8 (4%)	3 (2%)	0
Hemorrhage	4 (2%)	1 (< 1%)	1 (2%)
Postoperative complication	4 (2%)	5 (3%)	2 (5%)
Agitation	4 (2%)	1 (< 1%)	1 (2%)
Ache	4 (2%)	0	0
Decreased cardiac output	3 (1%)	0	0
Arrhythmia	3 (1%)	0	0
Muscle rigidity	2 (< 1%)	1 (< 1%)	2 (5%)
Bradycardia	2 (< 1%)	2 (1%)	0
Vomiting	1 (< 1%)	2 (1%)	0
Premature ventricular beats	1 (< 1%)	2 (1%)	0
Anemia	0	3 (2%)	0
Somnolence	0	0	1 (2%)
Fever	0	2 (1%)	0

* See Table 4 for recommended doses.

Table 16: Adverse Events Reported in $\geq 1\%$ of Patients in the Post-Study Drug Phase of Cardiac Surgery Studies at the Recommended Doses* of ULTIVA

Adverse Event	ULTIVA n = 227	Fentanyl n = 176	Sufentanil n = 41
Nausea	90 (40%)	63 (36%)	16 (39%)
Vomiting	33 (15%)	26 (15%)	3 (7%)
Fever	30 (13%)	15 (9%)	0
Atrial fibrillation	27 (12%)	33 (19%)	4 (10%)
Constipation	20 (9%)	35 (20%)	3 (7%)
Pleural effusion	11 (5%)	2 (1%)	2 (5%)
Hypotension	8 (4%)	8 (5%)	1 (2%)
Tachycardia	9 (4%)	15 (9%)	0
Postoperative complication	10 (4%)	6 (3%)	2 (5%)
Oliguria	7 (3%)	7 (4%)	1 (2%)
Confusion	7 (3%)	10 (6%)	5 (12%)

Ache	6 (3%)	2 (1%)	0
Anxiety	6 (3%)	6 (3%)	0
Headache	6 (3%)	2 (1%)	0
Perioperative complication	5 (2%)	7 (4%)	1 (2%)
Anemia	5 (2%)	5 (3%)	1 (2%)
Agitation	5 (2%)	3 (2%)	1 (2%)
Diarrhea	5 (2%)	1 (< 1%)	1 (2%)
Edema	4 (2%)	6 (3%)	0
Dizziness	4 (2%)	3 (2%)	1 (2%)
Postoperative infection	5 (2%)	7 (4%)	0
Hypoxia	4 (2%)	5 (3%)	0
Apnea	4 (2%)	1 (< 1%)	1 (2%)
Hypertension	3 (1%)	3 (2%)	0
Shivering	3 (1%)	1 (< 1%)	0
Heartburn	3 (1%)	3 (2%)	0
Atrial flutter	3 (1%)	1 (< 1%)	0
Arrhythmia	3 (1%)	5 (3%)	0
Hallucinations	3 (1%)	3 (2%)	0
Pneumonia	3 (1%)	3 (2%)	1 (2%)
Pharyngitis	3 (1%)	1 (< 1%)	1 (2%)
Decreased mental acuity	3 (1%)	1 (< 1%)	0
Dyspnea	3 (1%)	1 (< 1%)	0
Cough	3 (1%)	0	0
Decreased cardiac output	1 (< 1%)	0	3 (7%)
Renal insufficiency	1 (< 1%)	5 (3%)	0
Bradycardia	1 (< 1%)	1 (< 1%)	1 (2%)
Urine retention	2 (< 1%)	3 (2%)	0
Cerebral infarction	2 (< 1%)	2 (1%)	1 (2%)
Premature ventricular beats	2 (< 1%)	3 (2%)	0
Cerebral ischemia	1 (< 1%)	1 (< 1%)	1 (2%)
Paresthesia	2 (< 1%)	2 (1%)	0
Seizure	2 (< 1%)	1 (< 1%)	1 (2%)
Sleep disorder	1 (< 1%)	1 (< 1%)	1 (2%)
Bronchospasm	1 (< 1%)	6 (3%)	0
Atelectasis	2 (< 1%)	3 (2%)	0

Respiratory depression	2 (< 1%)	3 (2%)	0
Pulmonary edema	1 (< 1%)	2 (1%)	0
Respiratory distress	2 (< 1%)	0	1 (2%)
Hyperkalemia	2 (< 1%)	3 (2%)	0
Electrolyte disorder	0	3 (2%)	0
Chest congestion	0	3 (2%)	0
Hemoptysis	0	2 (1%)	0
Facial ptosis	0	2 (1%)	0
Hemorrhage	0	2 (1%)	0
Hematuria	0	1 (< 1%)	1 (2%)
Visual disturbance(s)	0	1 (< 1%)	1 (2%)
Hypokalemia	0	2 (1%)	0
Exacerbation of renal failure	0	0	1 (2%)
Blood in stool	0	0	1 (2%)
First degree heart block	0	0	1 (2%)
Pericarditis	0	0	1 (2%)

* See Table 4 for recommended doses.

Pediatrics

ULTIVA has been studied in 342 pediatric patients in controlled clinical studies for maintenance of general anesthesia. In the pediatric population (birth to 12 years), the most commonly reported events were nausea, vomiting, and shivering.

The frequencies of adverse events during general anesthesia with the recommended doses of ULTIVA are given in Table 17. Each patient was counted once for each type of adverse event.

There were no adverse events $\geq 1\%$ for any treatment group during the maintenance period in the pediatric patient general anesthesia studies.

Table 17: Adverse Events Reported in $\geq 1\%$ of Pediatric Patients Receiving ULTIVA in General Anesthesia Studies at the Recommended Doses* of ULTIVA

Adverse Event	Recovery			Follow-up [†]		
	ULTIVA (n = 342)	Fentanyl (n = 103)	Bupivacaine (n = 86)	ULTIVA (n = 342)	Fentanyl (n = 103)	Bupivacaine (n = 86)
Vomiting	40 (12%)	9 (9%)	10 (12%)	56 (16%)	8 (8%)	12 (14%)
Nausea	23 (8%)	7 (7%)	1 (1%)	17 (6%)	6 (6%)	5 (6%)
Shivering	9 (3%)	0	0	0	0	0
Rhonchi	8 (3%)	2 (2%)	0	0	0	0

Postoperative complication	5 (2%)	2 (2%)	0	4 (1%)	0	0
Stridor	4 (1%)	2 (2%)	0	0	0	0
Cough	4 (1%)	1 (< 1%)	0	0	0	0

* See Table 2 for recommended doses.

† In subjects receiving halothane (n = 22), 10 (45%) experienced vomiting.

6.2 Postmarketing Experience

The following adverse reactions have been identified during post approval use of remifentanyl. Because these reactions are reported voluntarily from a population of uncertain size, it is not always possible to reliably estimate their frequency or establish a causal relationship to drug exposure.

Cardiovascular: Asystole

Serotonin syndrome: Cases of serotonin syndrome, a potentially life-threatening condition, have been reported during concomitant use of opioids with serotonergic drugs.

Anaphylaxis: Anaphylaxis has been reported with ingredients contained in ULTIVA.

7 DRUG INTERACTIONS

Table 18 includes clinically significant drug interactions with ULTIVA.

Table 18: Clinically Significant Drug Interactions with ULTIVA

Benzodiazepines and other Central Nervous System (CNS) Depressants	
<i>Clinical Impact:</i>	Due to additive pharmacologic effect, the concomitant use of benzodiazepines or other CNS depressants including alcohol, increases the risk of hypotension, respiratory depression, profound sedation, coma, and death.
<i>Intervention:</i>	Limit dosages and durations to the minimum required. Follow patients closely for signs of respiratory depression and sedation. Patients should be advised to avoid alcohol for 24 hours after surgery [see Warnings and Precautions (5.3)].
<i>Examples:</i>	Benzodiazepines and other sedatives/hypnotics, anxiolytics, tranquilizers, muscle relaxants, general anesthetics, antipsychotics, other opioids, alcohol.
Serotonergic Drugs	
<i>Clinical Impact:</i>	The concomitant use of opioids with other drugs that affect the serotonergic neurotransmitter system has resulted in serotonin syndrome [see Warnings and Precautions (5.4)].
<i>Intervention:</i>	If concomitant use is warranted, carefully observe the patient, particularly during treatment initiation and dose adjustment. Discontinue ULTIVA if serotonin syndrome is suspected.
<i>Examples:</i>	Selective serotonin reuptake inhibitors (SSRIs), serotonin and norepinephrine reuptake inhibitors (SNRIs), tricyclic antidepressants (TCAs), triptans, 5-HT ₃ receptor antagonists, drugs that effect the serotonin neurotransmitter

	system (e.g., mirtazapine, trazodone, tramadol), certain muscle relaxants (i.e., cyclobenzaprine, metaxalone), monoamine oxidase (MAO) inhibitors (those intended to treat psychiatric disorders and also others, such as linezolid and intravenous methylene blue).
Monoamine Oxidase Inhibitors (MAOIs)	
<i>Clinical Impact:</i>	MAOI interactions with opioids may manifest as serotonin syndrome [see Warnings and Precautions (5.4)] or opioid toxicity (e.g., respiratory depression, coma) [see Warnings and Precautions (5.2)]. If urgent use of ULTIVA is necessary, use test doses and frequent titration of small doses while closely monitoring blood pressure and signs and symptoms of CNS and respiratory depression.
<i>Intervention:</i>	The use of ULTIVA is not recommended for patients taking MAOIs or within 14 days of stopping such treatment.
Mixed Agonist/Antagonist and Partial Agonist Opioid Analgesics	
<i>Clinical Impact:</i>	May reduce the analgesic effect of ULTIVA and/or precipitate withdrawal symptoms.
<i>Intervention:</i>	If concomitant use is warranted, carefully observe the patient, particularly during treatment initiation and dose adjustment. Consider discontinuing ULTIVA if patient is not responding appropriately to treatment and institute alternative analgesic treatment.
<i>Examples:</i>	butorphanol, nalbuphine, pentazocine, buprenorphine

8 USE IN SPECIFIC POPULATIONS

8.1 Pregnancy

Risk Summary

Prolonged use of opioid analgesics during pregnancy may cause neonatal opioid withdrawal syndrome. Available data with remifentanyl hydrochloride in pregnant women are insufficient to inform a drug-associated risk for major birth defects and miscarriage. In animal reproduction studies, reduced fetal rat body weight and pup weights were reported at 2.2 times a human intravenous infusion of an induction dose of 1 mcg/kg with a maintenance dose of 2 mcg/kg/min for a surgical procedure lasting 3 hours. There were no malformations noted when remifentanyl was administered via bolus injection to pregnant rats or rabbits during organogenesis at doses approximately 5 times and approximately equal, respectively, to a human intravenous infusion of an induction dose of 1 mcg/kg with a maintenance dose of 2 mcg/kg/min for a surgical procedure lasting 3 hours [see Data]. The estimated background risk of major birth defects and miscarriage for the indicated population is unknown. All pregnancies have a background risk of birth defect, loss, or other adverse outcomes. In the U.S. general population, the estimated background risk of major birth defects and miscarriage in clinically recognized pregnancies is 2-4% and 15-20%, respectively.

Clinical Considerations

Labor or Delivery

Opioids cross the placenta and may produce respiratory depression and psycho-physiologic effects in neonates. An opioid antagonist, such as naloxone, must be available for reversal of opioid-induced respiratory depression in the neonate. ULTIVA is not recommended for use in pregnant women during or immediately prior to labor, when other analgesic techniques are more appropriate. Opioid

analgesics, including ULTIVA, can prolong labor through actions which temporarily reduce the strength, duration, and frequency of uterine contractions. However, this effect is not consistent and may be offset by an increased rate of cervical dilation, which tends to shorten labor. Monitor neonates exposed to opioid analgesics during labor for signs of excess sedation and respiratory depression.

Data

Human Data

In a human clinical trial, the average maternal remifentanil concentrations were approximately twice those seen in the fetus. In some cases, however, fetal concentrations were similar to those in the mother. The umbilical arteriovenous ratio of remifentanil concentrations was approximately 30% suggesting metabolism of remifentanil in the neonate.

Animal Data

Pregnant rats were treated from Gestation Day 6 to 15 with intravenous remifentanil doses of 0.5, 1.6, or 5 mg/kg/day (0.2, 0.7, or 2.2 times a human intravenous infusion of an induction dose of 1 mcg/kg with a maintenance dose of 2 mcg/kg/min based on body surface area for a surgical procedure lasting 3 hours based on body surface area, respectively). Reduced fetal weights were reported in the high dose group; however, no malformations were reported in surviving fetuses despite a non-dose dependent increase in maternal mortality.

Pregnant rabbits were treated from Gestation Day 6 to 18 with intravenous remifentanil doses of 0.1, 0.5, or 0.8 mg/kg/day (0.09, 0.4, or 0.7 times a human intravenous infusion of an induction dose of 1 mcg/kg with a maintenance dose of 2 mcg/kg/min based on body surface area for a surgical procedure lasting 3 hours based on body surface area, respectively). No malformations were reported in surviving fetuses despite clear maternal toxicity (decreased food consumption and body weights and increased mortality in all treatment groups).

Pregnant rats were treated from Gestation Day 6 to Lactation Day 21 with intravenous boluses of remifentanil 0.5, 1.6, or 5 mg/kg/day (0.2, 0.7, or 2.2 times a human intravenous infusion of an induction dose of 1 mcg/kg with a maintenance dose of 2 mcg/kg/min based on body surface area for a surgical procedure lasting 3 hours based on body surface area, respectively). Reduced birth weights were noted in the high-dose groups in the presence of maternal toxicity (increased mortality in all groups).

8.2 Lactation

Risk Summary

It is not known whether remifentanil is excreted in human milk. After receiving radioactive-labeled remifentanil, the radioactivity was present in the milk of lactating rats. Because fentanyl analogs are excreted in human milk, caution should be exercised when ULTIVA is administered to a nursing woman.

The developmental and health benefits of breastfeeding should be considered along with the mother's clinical need for ULTIVA and any potential adverse effects on the breastfed infant from ULTIVA or from the underlying maternal condition.

Clinical Considerations

Infants exposed to ULTIVA through breast milk should be monitored for excess sedation and respiratory depression. Withdrawal symptoms can occur in breastfed infants when maternal administration of an opioid analgesic is stopped, or when breast-feeding is stopped.

8.4 Pediatric Use

The efficacy and safety of ULTIVA as an analgesic agent for use in the maintenance of general anesthesia in outpatient and inpatient pediatric surgery have been established in controlled clinical studies in pediatric patients from birth to 12 years [*see Clinical Studies (14.4)*].

The initial maintenance infusion regimen of ULTIVA evaluated in pediatric patients from birth to 2 months of age was 0.4 mcg/kg/min, the approved adult regimen for use with N₂O. The clearance rate observed in neonates was highly variable and on average was 2 times higher than in the young healthy adult population. Therefore, while a starting infusion rate of 0.4 mcg/kg/min may be appropriate for some neonates, an increased infusion rate may be necessary to maintain adequate surgical anesthesia, and additional bolus doses may be required. The individual dose for each patient should be carefully titrated. [See *Clinical Pharmacology: Specific Populations: Pediatric Population (12.3) and Dosage and Administration, Table 2 and Maintenance of Anesthesia (2.2).*]

ULTIVA has not been studied in pediatric patients for use as a postoperative analgesic or as an analgesic component of monitored anesthesia care.

8.5 Geriatric Use

Of the total number of subjects in clinical studies of ULTIVA, 486 were 65 and over (age range 66 to 90 years). While the effective biological half-life of remifentanyl is unchanged, elderly patients have been shown to be twice as sensitive as the younger population to the pharmacodynamic effects of remifentanyl. The recommended starting dose of ULTIVA should be decreased by 50% in patients over 65 years of age [see *Clinical Pharmacology (12.3) and Dosage and Administration (2.2)*]. Titrate the dosage of ULTIVA slowly in geriatric patients. [See *Warnings and Precautions (5.4)*.]

The clearance of remifentanyl is reduced (approximately 25%) in the elderly (> 65 years of age) compared to young adults (average 25 years of age). However, remifentanyl blood concentrations fall as rapidly after termination of administration in the elderly as in young adults.

8.6 Use in Morbidly Obese Patients

As for all potent opioids, caution is required with use in morbidly obese patients because of alterations in cardiovascular and respiratory physiology [see *Dosage and Administration (2.2)*].

8.7 Long-Term Use in the ICU

No data are available on the long-term (longer than 16 hours) use of ULTIVA as an analgesic in ICU patients.

9 DRUG ABUSE AND DEPENDENCE

9.1 Controlled Substance

ULTIVA contains remifentanyl, a Schedule II controlled substance.

9.2 Abuse

ULTIVA is a Schedule II controlled drug substance that can produce drug dependence of the morphine type and has the potential for being abused.

ULTIVA contains remifentanyl, a substance with a high potential for abuse similar to other opioids including fentanyl, alfentanil, sufentanil, and meperidine. ULTIVA can be abused and is subject to misuse, addiction, and criminal diversion.

Drug addiction is a cluster of behavioral, cognitive, and physiological phenomena that develop after repeated substance use and includes: a strong desire to take the drug, difficulties in controlling its use, persisting in its use despite harmful consequences, a higher priority given to drug use than to other activities and obligations, increased tolerance, and sometimes a physical withdrawal. Abuse and addiction are separate and distinct from physical dependence and tolerance. Health care providers should be aware that addiction may not be accompanied by concurrent tolerance and symptoms of physical dependence in all addicts. In addition, abuse of opioids can occur in the absence of true addiction.

ULTIVA, like other opioids, can be diverted for non-medical use into illicit channels of distribution.

Careful record-keeping of prescribing information, including quantity, frequency, and renewal requests, as required by state and federal law, is strongly advised.

Risks Specific to Abuse of ULTIVA

Abuse of ULTIVA poses a risk of overdose and death. The risk is increased with concurrent use of ULTIVA with alcohol and other central nervous system depressants.

Parenteral drug abuse is commonly associated with transmission of infectious diseases such as hepatitis and HIV.

9.3 Dependence

Both tolerance and physical dependence can develop during chronic opioid therapy. Tolerance is the need for increasing doses of opioids to maintain a defined effect such as analgesia (in the absence of disease progression or other external factors). Tolerance may occur to both the desired and undesired effects of drugs, and may develop at different rates for different effects.

Physical dependence results in withdrawal symptoms after abrupt discontinuation or a significant dosage reduction of a drug. Withdrawal also may be precipitated through the administration of drugs with opioid antagonist activity (e.g., naloxone, nalmefene), mixed agonist/antagonist analgesics (pentazocine, butorphanol, nalbuphine), or partial agonists (buprenorphine). Physical dependence may not occur to a clinically significant degree until after several days to weeks of continued opioid usage.

10 OVERDOSAGE

Clinical Presentation

Acute overdose with ULTIVA can be manifested by respiratory depression, somnolence progressing to stupor or coma, skeletal muscle flaccidity, cold and clammy skin, constricted pupils, and, in some cases, pulmonary edema, bradycardia, hypotension, partial or complete airway obstruction, atypical snoring, and death. Marked mydriasis rather than miosis may be seen with hypoxia in overdose situations [*see Clinical Pharmacology (12.2)*].

Treatment of Overdose

In case of overdose, priorities are the reestablishment of a patent and protected airway and institution of assisted or controlled ventilation, if needed. Employ other supportive measures (including oxygen and vasopressors) in the management of circulatory shock and pulmonary edema as indicated. Cardiac arrest or arrhythmias will require advanced life-support techniques.

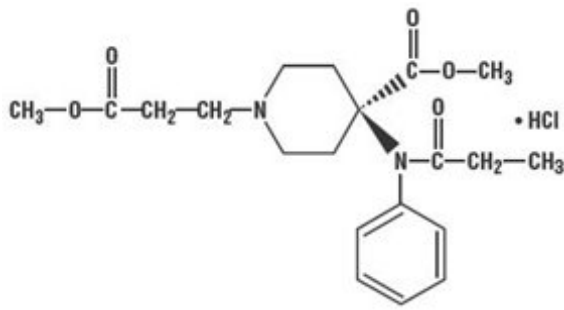
The opioid antagonists, naloxone or nalmefene, are specific antidotes to respiratory depression resulting from opioid overdose. For clinically significant respiratory or circulatory depression secondary to remifentanil overdose, stop the infusion or administer an opioid antagonist. Opioid antagonists should not be administered in the absence of clinically significant respiratory or circulatory depression secondary to remifentanil overdose.

In an individual physically dependent on opioids, administration of the recommended usual dosage of the antagonist will precipitate an acute withdrawal syndrome. The severity of the withdrawal symptoms experienced will depend on the degree of physical dependence and the dose of the antagonist administered. If a decision is made to treat serious respiratory depression in the physically dependent patient, administration of the antagonist should be begun with care and by titration with smaller than usual doses of the antagonist.

11 DESCRIPTION

ULTIVA (remifentanil hydrochloride) for injection is an opioid agonist. The chemical name is 3-[4-methoxycarbonyl-4-[(1-oxopropyl)phenylamino]-1-piperidine]propanoic acid methyl ester, hydrochloride salt. The molecular weight is 412.91. Its molecular formula is C₂₀H₂₈N₂O₅•HCl, and it

has the following chemical structure.



ULTIVA is a sterile, nonpyrogenic, preservative-free, white to off-white lyophilized powder for intravenous (IV) administration after reconstitution and dilution. Each vial contains 1 mg, 2 mg, or 5 mg of remifentanyl base; 15 mg glycine; and hydrochloric acid to buffer the solutions to a nominal pH of 3 after reconstitution. When reconstituted as directed, solutions of ULTIVA are clear and colorless and contain remifentanyl hydrochloride (HCl) equivalent to 1 mg/mL of remifentanyl base. The pH of reconstituted solutions of ULTIVA ranges from 2.5 to 3.5. Remifentanyl hydrochloride has a pKa of 7.07. Remifentanyl hydrochloride has an n-octanol:water partition coefficient of 17.9 at pH 7.3.

12 CLINICAL PHARMACOLOGY

12.1 Mechanism of Action

ULTIVA is a μ -opioid agonist with rapid onset and peak effect, and short duration of action. The μ -opioid activity of ULTIVA is antagonized by opioid antagonists such as naloxone.

Unlike other opioids, ULTIVA is rapidly metabolized by hydrolysis of the propanoic acid-methyl ester linkage by nonspecific blood and tissue esterases. ULTIVA is not a substrate for plasma cholinesterase (pseudocholinesterase) and, therefore, patients with atypical cholinesterase are expected to have a normal duration of action.

12.2 Pharmacodynamics

The analgesic effects of ULTIVA are rapid in onset and offset. Its effects and side effects are dose dependent and similar to other μ -opioids. ULTIVA in humans has a rapid blood-brain equilibration half-time of 1 ± 1 minutes (mean \pm SD) and a rapid onset of action. The pharmacodynamic effects of ULTIVA closely follow the measured blood concentrations, allowing direct correlation between dose, blood levels, and response. Blood concentration decreases 50% in 3 to 6 minutes after a 1-minute infusion or after prolonged continuous infusion due to rapid distribution and elimination processes and is independent of duration of drug administration. Recovery from the effects of ULTIVA occurs rapidly (within 5 to 10 minutes). New steady-state concentrations occur within 5 to 10 minutes after changes in infusion rate. When used as a component of an anesthetic technique, ULTIVA can be rapidly titrated to the desired depth of anesthesia/analgesia (e.g., as required by varying levels of intraoperative stress) by changing the continuous infusion rate or by administering an IV bolus injection.

Effects on the Central Nervous System

Remifentanyl produces respiratory depression by direct action on brain stem respiratory centers. The respiratory depression involves both a reduction in the responsiveness of the brain stem respiratory centers to increases in carbon dioxide tension and to electrical stimulation.

Remifentanyl causes miosis, even in total darkness. Pinpoint pupils are a sign of opioid overdose but are not pathognomonic (e.g., pontine lesions of hemorrhagic or ischemic origins may produce similar findings). Marked mydriasis rather than miosis may be seen due to hypoxia in overdose situations.

Effects on the Gastrointestinal Tract and Other Smooth Muscle

Remifentanyl causes a reduction in motility associated with an increase in smooth muscle tone in the antrum of the stomach and duodenum. Digestion of food in the small intestine is delayed and propulsive contractions are decreased. Propulsive peristaltic waves in the colon are decreased, while tone may be increased to the point of spasm resulting in constipation. Other opioid-induced effects may include a reduction in biliary and pancreatic secretions, spasm of sphincter of Oddi, and transient elevations in serum amylase.

Effects on the Cardiovascular System

Remifentanyl produces peripheral vasodilation which may result in orthostatic hypotension or syncope. Manifestations of histamine release and/or peripheral vasodilation may include pruritus, flushing, red eyes and sweating and/or orthostatic hypotension. Caution must be used in hypovolemic patients, such as those suffering acute myocardial infarction, because remifentanyl may cause or further aggravate their hypotension. Caution must also be used in patients with cor pulmonale who have received therapeutic doses of opioids.

Effects on the Endocrine System

Opioids inhibit the secretion of adrenocorticotropic hormone (ACTH), cortisol, and luteinizing hormone (LH) in humans. They also stimulate prolactin, growth hormone (GH) secretion, and pancreatic secretion of insulin and glucagon.

Effects on the Immune System

Opioids have been shown to have a variety of effects on components of the immune system in *in vitro* and animal models. The clinical significance of these findings is unknown. Overall, the effects of opioids appear to be modestly immunosuppressive.

Concentration–Efficacy Relationships

The minimum effective analgesic concentration will vary widely among patients, especially among patients who have been previously treated with potent agonist opioids [see *Dosage and Administration (2.1, 2.2)*]. The minimum effective analgesic concentration of remifentanyl for any individual patient may increase over time due to an increase in pain, the development of a new pain syndrome and/or the development of analgesic tolerance.

Concentration–Adverse Reaction Relationships

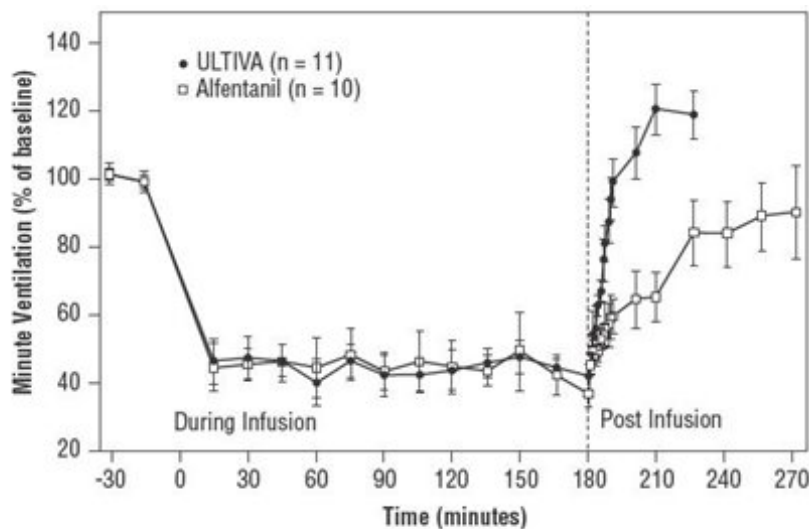
There is a relationship between increasing remifentanyl plasma concentration and increasing frequency of dose-related opioid adverse reactions such as nausea, vomiting, CNS effects, and respiratory depression. In opioid-tolerant patients, the situation may be altered by the development of tolerance to opioid-related adverse reactions [see *Dosage and Administration (2.1, 2.2)*].

Hemodynamics

In premedicated patients undergoing anesthesia, 1-minute infusions of < 2 mcg/kg of ULTIVA cause dose-dependent hypotension and bradycardia. While additional doses > 2 mcg/kg (up to 30 mcg/kg) do not produce any further decreases in heart rate or blood pressure, the duration of the hemodynamic change is increased in proportion to the blood concentrations achieved. Peak hemodynamic effects occur within 3 to 5 minutes of a single dose of ULTIVA or an infusion rate increase. Glycopyrrolate, atropine, and vagolytic neuromuscular blocking agents attenuate the hemodynamic effects associated with ULTIVA. When appropriate, bradycardia and hypotension can be reversed by reduction of the rate of infusion of ULTIVA, or the dose of concurrent anesthetics, or by the administration of fluids or vasopressors.

Respiration

ULTIVA depresses respiration in a dose-related fashion. Unlike other fentanyl analogs, the duration of action of ULTIVA at a given dose does not increase with increasing duration of administration, due to lack of drug accumulation. When ULTIVA and alfentanil were dosed to equal levels of respiratory depression, recovery of respiratory drive after 3-hour infusions was more rapid and less variable with ULTIVA (see Figure 1).



*Equipotent refers to level of respiratory depression.

Figure 1: Recovery of Respiratory Drive After Equipotent* Doses of ULTIVA and Alfentanil Using CO₂-Stimulated Minute Ventilation in Adult Volunteers (± 1.5 SEM)

Spontaneous respiration occurs at blood concentrations of 4 to 5 ng/mL in the absence of other anesthetic agents; for example, after discontinuation of a 0.25 mcg/kg/min infusion of remifentanyl, these blood concentrations would be reached in 2 to 4 minutes. In patients undergoing general anesthesia, the rate of respiratory recovery depends upon the concurrent anesthetic; N₂O < propofol < isoflurane [see *Clinical Studies: Recovery (14.2)*].

Muscle Rigidity

Skeletal muscle rigidity can be caused by ULTIVA and is related to the dose and speed of administration. ULTIVA may cause chest wall rigidity (inability to ventilate) after single doses of > 1 mcg/kg administered over 30 to 60 seconds or infusion rates > 0.1 mcg/kg/min; peripheral muscle rigidity may occur at lower doses. Administration of doses < 1 mcg/kg may cause chest wall rigidity when given concurrently with a continuous infusion of ULTIVA.

Histamine Release

Assays of histamine in patients and normal volunteers have shown no elevation in plasma histamine levels after administration of ULTIVA in doses up to 30 mcg/kg over 60 seconds.

Analgesia

Infusions of 0.05 to 0.1 mcg/kg/min, producing blood concentrations of 1 to 3 ng/mL, are typically associated with analgesia with minimal decrease in respiratory rate. Supplemental doses of 0.5 to 1 mcg/kg, incremental increases in infusion rate > 0.05 mcg/kg/min, and blood concentrations exceeding 5 ng/mL (typically produced by infusions of 0.2 mcg/kg/min) have been associated with transient and reversible respiratory depression, apnea, and muscle rigidity.

Anesthesia

ULTIVA is synergistic with the activity of hypnotics (propofol and thiopental), inhaled anesthetics, and

benzodiazepines [see *Clinical Studies (14.1), Warnings and Precautions (5), and Dosage and Administration (2)*].

Age

The pharmacodynamic activity of ULTIVA (as measured by the EC₅₀ for development of delta waves on the EEG) increases with increasing age. The EC₅₀ of remifentanyl for this measure was 50% less in patients over 65 years of age when compared to healthy volunteers (25 years of age) [see *Dosage and Administration (2.2)*].

Sex

No differences have been shown in the pharmacodynamic activity (as measured by the EEG) of ULTIVA between men and women.

Drug Interactions

In animals the duration of muscle paralysis from succinylcholine is not prolonged by remifentanyl.

Intraocular Pressure

There was no change in intraocular pressure after the administration of ULTIVA prior to ophthalmic surgery under monitored anesthesia care.

Cerebrodynamics

Under isoflurane-nitrous oxide anesthesia (PaCO₂ < 30 mmHg), a 1-minute infusion of ULTIVA (0.5 or 1.0 mcg/kg) produced no change in intracranial pressure. Mean arterial pressure and cerebral perfusion decreased as expected with opioids. In patients receiving ULTIVA and nitrous oxide anesthesia, cerebrovascular reactivity to carbon dioxide remained intact. In humans, no epileptiform activity was seen on the EEG (n = 44) at remifentanyl doses up to 8 mcg/kg/min.

Renal Dysfunction

The pharmacodynamics of ULTIVA (ventilatory response to hypercarbia) are unaltered in patients with end stage renal disease (creatinine clearance < 10 mL/min).

Hepatic Dysfunction

The pharmacodynamics of ULTIVA (ventilatory response to hypercarbia) are unaltered in patients with severe hepatic dysfunction awaiting liver transplant.

12.3 Pharmacokinetics

After IV doses administered over 60 seconds, the pharmacokinetics of remifentanyl fit a three-compartment model with a rapid distribution half-life of one minute, a slower distribution half-life of 6 minutes, and a terminal elimination half-life of 10 to 20 minutes. Since the terminal elimination component contributes less than 10% of the overall area under the concentration versus time curve (AUC), the effective biological half-life of ULTIVA is 3 to 10 minutes. This is similar to the 3- to 10-minute half-life measured after termination of prolonged infusions (up to 4 hours; see Figure 2) and correlates with recovery times observed in the clinical setting after infusions up to 12 hours. Concentrations of remifentanyl are proportional to the dose administered throughout the recommended dose range. The pharmacokinetics of remifentanyl are unaffected by the presence of renal or hepatic impairment.

Distribution

The initial volume of distribution (V_d) of remifentanyl is approximately 100 mL/kg and represents distribution throughout the blood and rapidly perfused tissues. Remifentanyl subsequently distributes into peripheral tissues with a steady-state volume of distribution of approximately 350 mL/kg. These

two distribution volumes generally correlate with total body weight (except in severely obese patients when they correlate better with ideal body weight [IBW]). Remifentanyl is approximately 70% bound to plasma proteins of which two-thirds is binding to alpha-1-acid-glycoprotein.

Elimination

The clearance of remifentanyl in young, healthy adults is approximately 40 mL/min/kg. Clearance generally correlates with total body weight (except in severely obese patients when it correlates better with IBW). The high clearance of remifentanyl combined with a relatively small volume of distribution produces a short elimination half-life of approximately 3 to 10 minutes (see Figure 2). This value is consistent with the time taken for blood or effect site concentrations to fall by 50% (context-sensitive half-times) which is approximately 3 to 6 minutes. Unlike other fentanyl analogs, the duration of action does not increase with prolonged administration.

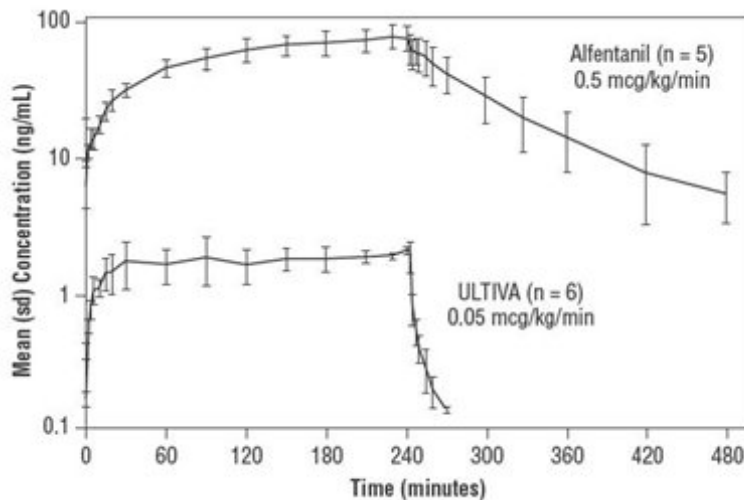


Figure 2: Mean Concentration (sd) versus Time

Titration to Effect

The rapid elimination of remifentanyl permits the titration of infusion rate without concern for prolonged duration. In general, every 0.1 mcg/kg/min change in the IV infusion rate will lead to a corresponding 2.5 ng/mL change in blood remifentanyl concentration within 5 to 10 minutes. In intubated patients only, a more rapid increase (within 3 to 5 minutes) to a new steady state can be achieved with a 1.0 mcg/kg bolus dose in conjunction with an infusion rate increase.

Metabolism

Remifentanyl is an esterase-metabolized opioid. A labile ester linkage renders this compound susceptible to hydrolysis by nonspecific esterases in blood and tissues. This hydrolysis results in the production of the carboxylic acid metabolite (3-[4-methoxycarbonyl-4-[(1-oxopropyl)phenylamino]-1-piperidine]propanoic acid), and represents the principal metabolic pathway for remifentanyl (> 95%). The carboxylic acid metabolite is essentially inactive (1/4600 as potent as remifentanyl in dogs). Remifentanyl is not metabolized by plasma cholinesterase (pseudocholinesterase) and is not appreciably metabolized by the liver or lung.

Excretion

The carboxylic acid metabolite is excreted by the kidneys with an elimination half-life of approximately 90 minutes.

Specific Populations

Age: Geriatric Population

The clearance of remifentanyl is reduced (approximately 25%) in the elderly (> 65 years of age) compared to young adults (average 25 years of age). However, remifentanyl blood concentrations fall as rapidly after termination of administration in the elderly as in young adults.

Age: Pediatric Population

In pediatric patients, 5 days to 17 years of age (n = 47), the clearance and volume of distribution of remifentanyl were increased in younger children and declined to young healthy adult values by age 17. The average clearance of remifentanyl in neonates (less than 2 months of age) was approximately 90.5 ± 36.8 mL/min/kg (mean \pm SD) while in adolescents (13 to 16 years) this value was 57.2 ± 21.1 mL/min/kg. The total (steady-state) volume of distribution in neonates was 452 ± 144 mL/kg versus 223 ± 30.6 mL/kg in adolescents. The half-life of remifentanyl was the same in neonates and adolescents. Clearance of remifentanyl was maintained at or above normal adult values in patients 5 days to 17 years of age.

Sex

There is no significant difference in the pharmacokinetics of remifentanyl in male and female patients after correcting for differences in weight.

Hepatic Impairment

The pharmacokinetics of remifentanyl and its carboxylic acid metabolite are unchanged in patients with severe hepatic impairment.

Renal Impairment

The pharmacokinetic profile of ULTIVA is not changed in patients with end stage renal disease (creatinine clearance < 10 mL/min). In anephric patients, the half-life of the carboxylic acid metabolite increases from 90 minutes to 30 hours. The metabolite is removed by hemodialysis with a dialysis extraction ratio of approximately 30%.

Obesity

There is no difference in the pharmacokinetics of remifentanyl in non-obese versus obese (greater than 30% over IBW) patients when normalized to IBW.

Cardiopulmonary Bypass (CPB)

Remifentanyl clearance is reduced by approximately 20% during hypothermic CPB.

Drug Interaction Studies

Remifentanyl clearance is not altered by concomitant administration of thiopental, isoflurane, propofol, or temazepam during anesthesia. *In vitro* studies with atracurium, mivacurium, esmolol, echothiophate, neostigmine, physostigmine, and midazolam revealed no inhibition of remifentanyl hydrolysis in whole human blood by these drugs.

13 NONCLINICAL TOXICOLOGY

13.1 Carcinogenesis, Mutagenesis, Impairment of Fertility

Carcinogenesis

Long-term studies in animals to evaluate the carcinogenic potential of remifentanyl have not been conducted.

Mutagenesis

Mutagenicity was observed with remifentanyl in the *in vitro* mouse lymphoma assay in the presence but not absence of metabolic activation. Remifentanyl did not induce gene mutation in the *in vitro* bacterial reverse mutation assay (Ames test) and was not genotoxic in the *in vivo* rat hepatocyte unscheduled DNA synthesis assay. No clastogenic effect was seen in cultured Chinese hamster ovary cells or in the *in vivo* mouse micronucleus test.

Impairment of Fertility

Remifentanyl has been shown to reduce fertility in male rats when tested after 70+ days of daily IV administration of 0.5 mg/kg, which is approximately 0.2 times a human intravenous infusion of an induction dose of 1 mcg/kg with a maintenance dose of 2 mcg/kg/min in terms of mg/m² of body surface area for a surgical procedure lasting 3 hours or 40 times a single bolus human dose of 2 mcg/kg, in terms of mg/m² of body surface area.

The fertility of female rats was not affected at IV doses as high as 1 mg/kg which is 0.4 times a human intravenous infusion of an induction dose of 1 mcg/kg with a maintenance dose of 2 mcg/kg/min in terms of mg/m² of body surface area for a surgical procedure lasting 3 hours or approximately 80 times a single bolus human dose of 2 mcg/kg, in terms of mg/m² of body surface area, when administered for at least 15 days before mating.

14 CLINICAL STUDIES

ULTIVA was evaluated in 3,341 patients undergoing general anesthesia (n = 2,706) and monitored anesthesia care (n = 639). These patients were evaluated in the following settings: inpatient (n = 2,079) which included cardiovascular (n = 426), and neurosurgical (n = 61), and outpatient (n = 1,349). Four-hundred and eighty-six (486) elderly patients (age range 66 to 90 years) and 410 pediatric patients (age range birth to 12 years) received ULTIVA. Of the general anesthesia patients, 682 also received ULTIVA as an IV analgesic agent during the immediate postoperative period.

14.1 Induction and Maintenance of General Anesthesia - Inpatient/Outpatient

The efficacy of ULTIVA was investigated in 1,562 patients in 15 randomized, controlled trials as the analgesic component for the induction and maintenance of general anesthesia. Eight of these studies compared ULTIVA to alfentanil and two studies compared ULTIVA to fentanyl. In these studies, doses of ULTIVA up to the ED₉₀ were compared to recommended doses (approximately ED₅₀) of alfentanil or fentanyl.

Induction of Anesthesia

ULTIVA was administered with isoflurane, propofol, or thiopental for the induction of anesthesia (n = 1,562). The majority of patients (80%) received propofol as the concurrent agent. ULTIVA reduced the propofol and thiopental requirements for loss of consciousness. Compared to alfentanil and fentanyl, a higher relative dose of ULTIVA resulted in fewer responses to intubation (see Table 19). Overall, hypotension occurred in 5% of patients receiving ULTIVA compared to 2% of patients receiving the other opioids.

ULTIVA has been used as a primary agent for the induction of anesthesia; however, it should not be used as a sole agent because loss of consciousness cannot be assured and because of a high incidence of apnea, muscle rigidity, and tachycardia. The administration of an induction dose of propofol or thiopental or a paralyzing dose of a muscle relaxant prior to or concurrently with ULTIVA during the induction of anesthesia markedly decreased the incidence of muscle rigidity from 20% to < 1%.

Table 19: Response to Intubation (Propofol/Opioid Induction*)

Opioid Treatment	Initial Dose	Pre-Intubation Infusion Rate	No. (%) Muscle	No. (%) Hypotension	No. (%) Response to
-------------------------	---------------------	-------------------------------------	-----------------------	----------------------------	----------------------------

Group/ (No. of Patients)	(mcg/kg)	(mcg/kg/min)	Rigidity	During Induction	Intubation
Study 1:					
ULTIVA (35)	1	0.1	1 (3%)	0	27 (77%)
ULTIVA (35)	1	0.4	3 (9%)	0	11 (31%) [†]
Alfentanil (35)	20	1.0	2 (6%)	0	26 (74%)
Study 2:					
ULTIVA (116)	1	0.5	9 (8%)	5 (4%)	17 (15%) [†]
Alfentanil (118)	25	1.0	6 (5%)	5 (4%)	33 (28%)
Study 3:					
ULTIVA (134)	1	0.5	2 (1%)	4 (3%)	25 (19%)
Alfentanil (66)	20	2.0	0	0	19 (29%)
Study 4:					
ULTIVA (98)	1	0.2	11 (11%) [†]	2 (2%)	35 (36%)
ULTIVA (91)	2 [‡]	0.4	11 (12%) [†]	2 (2%)	12 (13%) [†]
Fentanyl (97)	3	NA	1 (1%)	1 (1%)	29 (30%)

* Propofol was titrated to loss of consciousness. Not all doses of ULTIVA were equipotent to the comparator opioid.

[†] Differences were statistically significant ($P < 0.02$).

[‡] Initial doses greater than 1 mcg/kg are not recommended.

Use During Maintenance of Anesthesia

ULTIVA was investigated in 929 patients in seven well controlled general surgery studies in conjunction with nitrous oxide, isoflurane, or propofol in both inpatient and outpatient settings. These studies demonstrated that ULTIVA could be dosed to high levels of opioid effect and rapidly titrated to optimize analgesia intraoperatively without delaying or prolonging recovery.

Compared to alfentanil and fentanyl, these higher relative doses (ED₉₀) of ULTIVA resulted in fewer responses to intraoperative stimuli (see Table 20) and a higher frequency of hypotension (16% compared to 5% for the other opioids). ULTIVA was infused to the end of surgery, while alfentanil was discontinued 5 to 30 minutes before the end of surgery as recommended. The mean final infusion rates of ULTIVA were between 0.25 and 0.48 mcg/kg/min.

Table 20: Intraoperative Responses*

Opioid	Concurrent	Post-	No. (%) With	No. (%)	No. (%)	No. (%)
--------	------------	-------	--------------	---------	---------	---------

Treatment Group/(No. of Patients)	Anesthetic	Intubation Infusion Rate (mcg/kg/min)	Intraoperative Hypotension	With Response to Skin Incision	With Signs of Light Anesthesia	With Response to Skin Closure
Study 1:						
ULTIVA (35)		0.1	0	20 (57%)	33 (94%)	6 (17%)
ULTIVA (35)	Nitrous oxide	0.4	0	3 (9%) [†]	12 (34%) [†]	2 (6%) [†]
Alfentanil (35)		1.0	0	24 (69%)	33 (94%)	12 (34%)
Study 2:						
ULTIVA (116)	Isoflurane +	0.25	35 (30%) [†]	9 (8%) [†]	66 (57%) [†]	19 (16%)
Alfentanil (118)	Nitrous oxide	0.5	12 (10%)	20 (17%)	85 (72%)	25 (21%)
Study 3:						
ULTIVA (134)	Propofol	0.5	3 (2%)	14 (11%) [†]	70 (52%) [†]	25 (19%)
Alfentanil (66)		2.0	2 (3%)	21 (32%)	47 (71%)	13 (20%)
Study 4:						
ULTIVA (98)		0.2	13 (13%)	12 (12%) [†]	67 (68%) [†]	7 (7%)
ULTIVA (91)	Isoflurane	0.4	16 (18%) [†]	4 (4%) [†]	44 (48%) [†]	3 (3%) [†]
Fentanyl (97)		1.5-3 mcg/kg prn	7 (7%)	32 (33%)	84 (87%)	11 (11%)

* Not all doses of ULTIVA were equipotent to the comparator opioid.

† Differences were statistically significant ($P < 0.05$).

In three randomized, controlled studies (n = 407) during general anesthesia, ULTIVA attenuated the signs of light anesthesia within a median time of 3 to 6 minutes after bolus doses of 1 mcg/kg with or without infusion rate increases of 50% to 100% (up to a maximum rate of 2 mcg/kg/min).

In an additional double-blind, randomized study (n = 103), a constant rate (0.25 mcg/kg/min) of ULTIVA was compared to doubling the rate to 0.5 mcg/kg/min approximately 5 minutes before the start of the major surgical stress event. Doubling the rate decreased the incidence of signs of light anesthesia from 67% to 8% in patients undergoing abdominal hysterectomy, and from 19% to 10% in patients undergoing radical prostatectomy. In patients undergoing laminectomy the lower dose was adequate.

14.2 Recovery

In 2,169 patients receiving ULTIVA for periods up to 16 hours, recovery from anesthesia was rapid, predictable, and independent of the duration of the infusion of ULTIVA. In the seven controlled, general surgery studies, extubation occurred in a median of 5 minutes (range: -3 to 17 minutes in 95% of

patients) in outpatient anesthesia and 10 minutes (range: 0 to 32 minutes in 95% of patients) in inpatient anesthesia. Recovery in studies using nitrous oxide or propofol was faster than in those using isoflurane as the concurrent anesthetic. There was no case of remifentanyl-induced delayed respiratory depression occurring more than 30 minutes after discontinuation of remifentanyl [see *Warnings and Precautions (5.14)*].

In a double-blind, randomized study, administration of morphine sulfate (0.15 mg/kg) intravenously 20 minutes before the anticipated end of surgery to 98 patients did not delay recovery of respiratory drive in patients undergoing major surgery with remifentanyl-propofol total IV anesthesia.

14.3 Spontaneous Ventilation Anesthesia

Two randomized, dose-ranging studies (n = 127) examined the administration of ULTIVA to outpatients undergoing general anesthesia with a laryngeal mask. Starting infusion rates of ULTIVA of ≤ 0.05 mcg/kg/min provided supplemental analgesia while allowing spontaneous ventilation with propofol or isoflurane. Bolus doses of ULTIVA during spontaneous ventilation lead to transient periods of apnea, respiratory depression, and muscle rigidity.

14.4 Pediatric Anesthesia

ULTIVA has been evaluated for maintenance of general anesthesia in 410 pediatric patients from birth to 12 years undergoing inpatient and outpatient procedures. Four clinical studies have been performed.

Study 1, an open-label, randomized, controlled clinical trial (n = 129), compared ULTIVA (n = 68) with alfentanil (n = 19), isoflurane (n = 22), or propofol (n = 20) in children 2 to 12 years of age undergoing strabismus surgery. After induction of anesthesia which included the administration of atropine, ULTIVA was administered as an initial infusion of 1 mcg/kg/min with 70% nitrous oxide. The infusion rate required during maintenance of anesthesia was 0.73 to 1.95 mcg/kg/min. Time to extubation and to purposeful movement was a median of 10 minutes (range 1 to 24 minutes).

Study 2, a double-blind, randomized, controlled trial (n = 222), compared ULTIVA (n = 119) to fentanyl (n = 103) in children 2 to 12 years of age undergoing tonsillectomy with or without adenoidectomy. After induction of anesthesia, patients received a 0.25 mcg/kg/min infusion of ULTIVA or fentanyl by IV bolus with nitrous oxide/oxygen (2:1) and either halothane or sevoflurane for maintenance of anesthesia. The mean infusion rate required during maintenance of anesthesia was 0.3 mcg/kg/min (range 0.2 to 1.3 mcg/kg/min). The continuous infusion rate was decreased to 0.05 mcg/kg/min approximately 10 minutes prior to the end of surgery. Time to spontaneous purposeful movement was a median of 8 minutes (range 1 to 19 minutes). Time to extubation was a median of 9 minutes (range 2 to 19 minutes).

Study 3, an open-label, randomized, controlled trial (n = 271), compared ULTIVA (n = 185) with a regional anesthetic technique (n = 86) in children 1 to 12 years of age undergoing major abdominal, urological, or orthopedic surgery. Patients received a 0.25 mcg/kg/min infusion of ULTIVA following a 1.0 mcg/kg bolus or bupivacaine by epidural infusion, along with isoflurane and nitrous oxide after the induction of anesthesia. The mean infusion rate required during maintenance of anesthesia was 0.25 mcg/kg/min (range 0 to 0.75 mcg/kg/min). Both treatments were effective in attenuating responses to skin incision during surgery. The hemodynamic profile of the ULTIVA group was consistent with an opioid-based general anesthetic technique. Time to spontaneous purposeful movement was a median of 15 minutes (range, 2 to 75 minutes) in the remifentanyl group. Time to extubation was a median of 13 minutes (range, 4 to 31 minutes) in the remifentanyl group.

Study 4, an open-label, randomized, controlled trial (n = 60), compared ULTIVA (n = 38) with halothane (n = 22) in ASA 1 or 2, full term neonates and infants ≤ 8 weeks of age weighing at least 2500 grams who were undergoing pyloromyotomy. After induction of anesthesia, which included the administration of atropine, patients received 0.4 mcg/kg/min of ULTIVA or 0.4% halothane with 70% nitrous oxide for initial maintenance of anesthesia and then both agents were adjusted according to clinical response. Bolus doses of 1 mcg/kg administered over 30 to 60 seconds were used to treat brief episodes of hypertension and tachycardia, and infusion rates were increased by 50% to treat sustained hypertension and tachycardia. The range of infusion rates of ULTIVA required during maintenance of anesthesia was

0.4 to 1 mcg/kg/min.

Seventy-one percent (71%) of ULTIVA patients required supplementary boluses or rate increases from the starting dose of 0.4 mcg/kg/min to treat hypertension, tachycardia, movement or somatic signs of light anesthesia. Twenty-four percent of the patients required an increase from the initial rate of 0.4 mcg/kg/min prior to incision and 26% of patients required an infusion rate between 0.8 and 1.0 mcg/kg/min, most often during gastric manipulation. The continuous infusion rate was decreased to 0.05 mcg/kg/min approximately 10 minutes before the end of surgery.

In the ULTIVA group, median time from discontinuation of anesthesia to spontaneous purposeful movement was 6.5 minutes (range, 1 to 13 minutes) and median time to extubation was 8.5 minutes (range, 1 to 14 minutes).

The initial maintenance infusion regimen of ULTIVA evaluated in pediatric patients from birth to 2 months of age was 0.4 mcg/kg/min, the approved adult regimen for use with N₂O. The clearance rate observed in the neonatal population was highly variable and on average was two times higher than in the young healthy adult population. [See *Clinical Pharmacology: Specific Populations: Pediatric Population (12.3) and Dosage and Administration, Table 2 (2.2).*]

No pediatric patients receiving ULTIVA required naloxone during the immediate postoperative recovery period.

14.5 Coronary Artery Bypass Surgery

ULTIVA was originally administered to 225 subjects undergoing elective CABG surgery in two dose-ranging studies without active comparators. Subsequently, two double-blind, double-dummy clinical studies (N = 426) evaluated ULTIVA (n = 236) at recommended doses versus active comparators (n = 190).

The first comparator study, a multi-center, randomized, double-blind, double-dummy, parallel-group study (N = 369), compared ULTIVA (n = 201) with fentanyl (n = 168) in adult patients undergoing elective CABG surgery. Subjects received 1 to 3 mg midazolam and 0.05 mg/kg morphine IV as premedication. Anesthesia was induced with propofol 0.5 mg/kg (higher doses administered with ULTIVA were associated with excessive hypotension) over one minute plus 10-mg boluses every 10 seconds until loss of consciousness followed by either cisatracurium 0.2 mg/kg or vecuronium 0.15 mg/kg. Patients randomized to ULTIVA received a 1 mcg/kg/min infusion of ULTIVA followed by a placebo bolus administered over 3 minutes. In the active control group, a placebo IV infusion was started and a fentanyl bolus 10 mcg/kg was administered over 3 minutes. All subjects received isoflurane titrated initially to end tidal concentration of 0.5%. During maintenance, the group randomized to ULTIVA received as needed 0.5-1 mcg/kg/min IV rate increases (to a maximum of 4 mcg/kg/min) of ULTIVA and 1 mcg/kg IV boluses of ULTIVA. The active control group received 2 mcg/kg IV boluses of fentanyl and increases in placebo IV infusion rate.

The second comparator study, a multi-center, double-blind, randomized, parallel group study (N = 57), compared ULTIVA (n = 35) to fentanyl (n = 22) in adult patients undergoing elective CABG surgery with poor left ventricular function (ejection fraction < 0.35). Subjects received oral lorazepam 40 mcg/kg as premedication. Anesthesia was induced using etomidate until loss of consciousness, followed by a low-dose propofol infusion (3 mg/kg/hr) and pancuronium 0.15 mg/kg. Subjects in the group administered ULTIVA received a placebo bolus dose and a continuous infusion of ULTIVA 1 mcg/kg/min and subjects in the fentanyl group received a bolus loading dose of 15 mcg/kg and placebo continuous infusion. During maintenance, supplemental bolus doses of ULTIVA (0.5 mcg/kg) and infusion rate increases of 0.5 to 1 mcg/kg/min (maximum rate allowed was 4 mcg/kg/min) of ULTIVA were administered to one group; while the fentanyl group was given intermittent maintenance bolus doses of 2 mcg/kg and increases in the placebo infusion rate.

In these two studies, using a high dose opioid technique with ULTIVA as a component of a balanced or total intravenous anesthetic regimen, the remifentanyl regimen effectively attenuated response to maximal sternal spread generally better than the dose and regimen studied for the active control

(fentanyl). While this provides evidence for the efficacy of remifentanyl as an analgesic in this setting, caution must be exercised in interpreting these results as evidence of superiority of remifentanyl over the active control, since these studies did not make any attempt to evaluate and compare the optimal analgesic doses of either drug in this setting.

14.6 Neurosurgery

ULTIVA was administered to 61 patients undergoing craniotomy for removal of a supratentorial mass lesion. In these studies, ventilation was controlled to maintain a predicted PaCO₂ of approximately 28 mmHg. In one study (n = 30) with ULTIVA and 66% nitrous oxide, the median time to extubation and to patient response to verbal commands was 5 minutes (range -1 to 19 minutes). Intracranial pressure and cerebrovascular responsiveness to carbon dioxide were normal [see *Clinical Pharmacology (12.2)*].

A randomized, controlled study compared ULTIVA (n = 31) to fentanyl (n = 32). ULTIVA (1 mcg/kg/min) and fentanyl (2 mcg/kg/min) were administered after induction with thiopental and pancuronium. A similar number of patients (6%) receiving ULTIVA and fentanyl had hypotension during induction. Anesthesia was maintained with nitrous oxide and ULTIVA at a mean infusion rate of 0.23 mcg/kg/min (range 0.1 to 0.4) compared with a fentanyl mean infusion rate of 0.04 mcg/kg/min (range 0.02 to 0.07). Supplemental isoflurane was administered as needed. The patients receiving ULTIVA required a lower mean isoflurane dose (0.07 MAC-hours) compared with 0.64 MAC-hours for the fentanyl patients ($P = 0.04$). ULTIVA was discontinued at the end of anesthesia, whereas fentanyl was discontinued at the time of bone flap replacement (a median time of 44 minutes before the end of surgery). Median time to extubation was similar (5 and 3.5 minutes, respectively, with ULTIVA and fentanyl). None of the patients receiving ULTIVA required naloxone compared to seven of the fentanyl patients ($P = 0.01$). Eighty-one percent (81%) of patients receiving ULTIVA recovered (awake, alert, and oriented) within 30 minutes after surgery compared with 59% of fentanyl patients ($P = 0.06$). At 45 minutes, recovery rates were similar (81% and 69% respectively for ULTIVA and fentanyl, $P = 0.27$). Patients receiving ULTIVA required an analgesic for headache sooner than fentanyl patients (median of 35 minutes compared with 136 minutes, respectively [$P = 0.04$]). No adverse cerebrovascular effects were seen in this study [see *Clinical Pharmacology (12.2)*].

14.7 Continuation of Analgesic Use into the Immediate Postoperative Period

Analgesia with ULTIVA in the immediate postoperative period (until approximately 30 minutes after extubation) was studied in 401 patients in four dose-finding studies and in 281 patients in two efficacy studies. In the dose-finding studies, the use of bolus doses of ULTIVA and incremental infusion rate increases ≥ 0.05 mcg/kg/min led to respiratory depression and muscle rigidity.

In two efficacy studies, ULTIVA 0.1 mcg/kg/min was started immediately after discontinuing anesthesia. Incremental infusion rate increases of 0.025 mcg/kg/min every 5 minutes were given to treat moderate to severe postoperative pain. In Study 1, 50% decreases in infusion rate were made if respiratory rate decreased below 12 breaths/min and in Study 2, the same decreases were made if respiratory rate was below 8 breaths/min. With this difference in criteria for infusion rate decrease, the incidence of respiratory depression was lower in Study 1 (4%) than in Study 2 (12%). In both studies, ULTIVA provided effective analgesia (no or mild pain with respiratory rate ≥ 8 breaths/min) in approximately 60% of patients at mean final infusion rates of 0.1 to 0.125 mcg/kg/min.

Study 2 was a double-blind, randomized, controlled study in which patients received either morphine sulfate (0.15 mg/kg administered 20 minutes before the anticipated end of surgery plus 2 mg bolus doses for supplemental analgesia) or ULTIVA (as described above). Emergence from anesthesia was similar between groups; median time to extubation was 5 to 6 minutes for both. ULTIVA provided effective analgesia in 58% of patients compared to 33% of patients who received morphine. Respiratory depression occurred in 12% of patients receiving ULTIVA compared to 4% of morphine patients. For patients who received ULTIVA, morphine sulfate (0.15 mg/kg) was administered in divided doses 5 and 10 minutes before discontinuing ULTIVA. Within 30 minutes after discontinuation of ULTIVA, the percentage of patients with effective analgesia decreased to 34%.

14.8 Monitored Anesthesia Care

ULTIVA has been studied in the monitored anesthesia care setting in 609 patients in eight clinical studies. Nearly all patients received supplemental oxygen in these studies. Two early dose-finding studies demonstrated that use of sedation as an endpoint for titration of ULTIVA led to a high incidence of muscle rigidity (69%) and respiratory depression. Subsequent trials titrated ULTIVA to specific clinical endpoints of patient comfort, analgesia, and adequate respiration (respiratory rate > 8 breaths/min) with a corresponding lower incidence of muscle rigidity (3%) and respiratory depression. With doses of midazolam > 2 mg (4 to 8 mg), the dose of ULTIVA could be decreased by 50%, but the incidence of respiratory depression rose to 32%.

The efficacy of a single dose of ULTIVA (1.0 mcg/kg over 30 seconds) was compared to alfentanil (7 mcg/kg over 30 seconds) in patients undergoing ophthalmic surgery. More patients receiving ULTIVA were pain free at the time of the nerve block (77% versus 44%, $P = 0.02$) and more experienced nausea (12% versus 4%) than those receiving alfentanil.

In a randomized, controlled study ($n = 118$), ULTIVA 0.5 mcg/kg over 30 to 60 seconds followed by a continuous infusion of 0.1 mcg/kg/min, was compared to a propofol bolus (500 mcg/kg) followed by a continuous infusion (50 mcg/kg/min) in patients who received a local or regional anesthetic nerve block 5 minutes later. The incidence of moderate or severe pain during placement of the block was similar between groups (2% with ULTIVA and 8% with propofol, $P = 0.2$) and more patients receiving ULTIVA experienced nausea (26% versus 2%, $P < 0.001$). The final mean infusion rate of ULTIVA was 0.08 mcg/kg/min.

In a randomized, double-blind study, ULTIVA with or without midazolam was evaluated in 159 patients undergoing superficial surgical procedures under local anesthesia. ULTIVA was administered without midazolam as a 1 mcg/kg dose over 30 seconds followed by a continuous infusion of 0.1 mcg/kg/min. In the group of patients that received midazolam, ULTIVA was administered as a 0.5 mcg/kg dose over 30 seconds followed by a continuous infusion of 0.05 mcg/kg/min and midazolam 2 mg was administered 5 minutes later. The occurrence of moderate or severe pain during the local anesthetic injection was similar between groups (16% and 20%). Other effects for ULTIVA alone and ULTIVA/midazolam were: respiratory depression with oxygen desaturation ($SPO_2 < 90\%$), 5% and 2%; nausea, 8% and 2%; and pruritus, 23% and 12%. Titration of ULTIVA resulted in prompt resolution of respiratory depression (median 3 minutes, range 0 to 6 minutes). The final mean infusion rate of ULTIVA was 0.12 mcg/kg/min (range 0.03 to 0.3) for the group receiving ULTIVA alone and 0.07 mcg/kg/min (range 0.02 to 0.2) for the group receiving ULTIVA/midazolam.

16 HOW SUPPLIED/STORAGE AND HANDLING

ULTIVA (remifentanyl hydrochloride) for Injection, for intravenous use, is supplied as follows:

NDC Number	Container	Concentration	Quantity
67457-912-01	3 mL Single-Dose Vial	1 mg lyophilized powder	Box of 10
67457-913-02	5 mL Single-Dose Vial	2 mg lyophilized powder	Box of 10
67457-914-05	10 mL Single-Dose Vial	5 mg lyophilized powder	Box of 10

ULTIVA should be stored at 2° to 25°C (36° to 77°F).

Discard unused portion.

ULTIVA is a registered trademark of Glaxo Group Limited, a GSK Company, licensed to the Mylan Companies.

Diprivan® is a registered trademark of Fresenius Kabi USA, LLC.

Manufactured for:

Mylan Institutional LLC
Rockford, IL 61103 U.S.A.

Manufactured by:
Hospira, Inc.
Lake Forest, IL 60045 U.S.A.

Revised: 10/2019
MI/NP:ULTIJJ:R6

Novaplus is a registered trademark of Vizient, Inc.

PRINCIPAL DISPLAY PANEL – 1 mg

NDC 67457-912-01

Ultiva®
(remifentanil HCl)
for Injection

CII

Rx only

1 mg
Equivalent to
1 mg of
remifentanil

For Intravenous Use Only

10 x 1 mg Single-Dose Vials

Sterile.

Usual Dosage: See accompanying prescribing information.

Store at 2° to 25°C (36° to 77°F).

To reconstitute solution, add 1 mL of diluent per mg of remifentanil. Shake well to dissolve. When reconstituted as directed, the solution contains approximately 1 mg of remifentanil activity per 1 mL.

.Discard unused portion.

ULTIVA® should be diluted to a recommended final concentration of 25, 50 or 250 mcg/mL prior to administration. ULTIVA® should not be administered without dilution. See package insert.

ULTIVA is a registered trademark of Glaxo Group Limited, a GSK Company, licensed to the Mylan Companies.

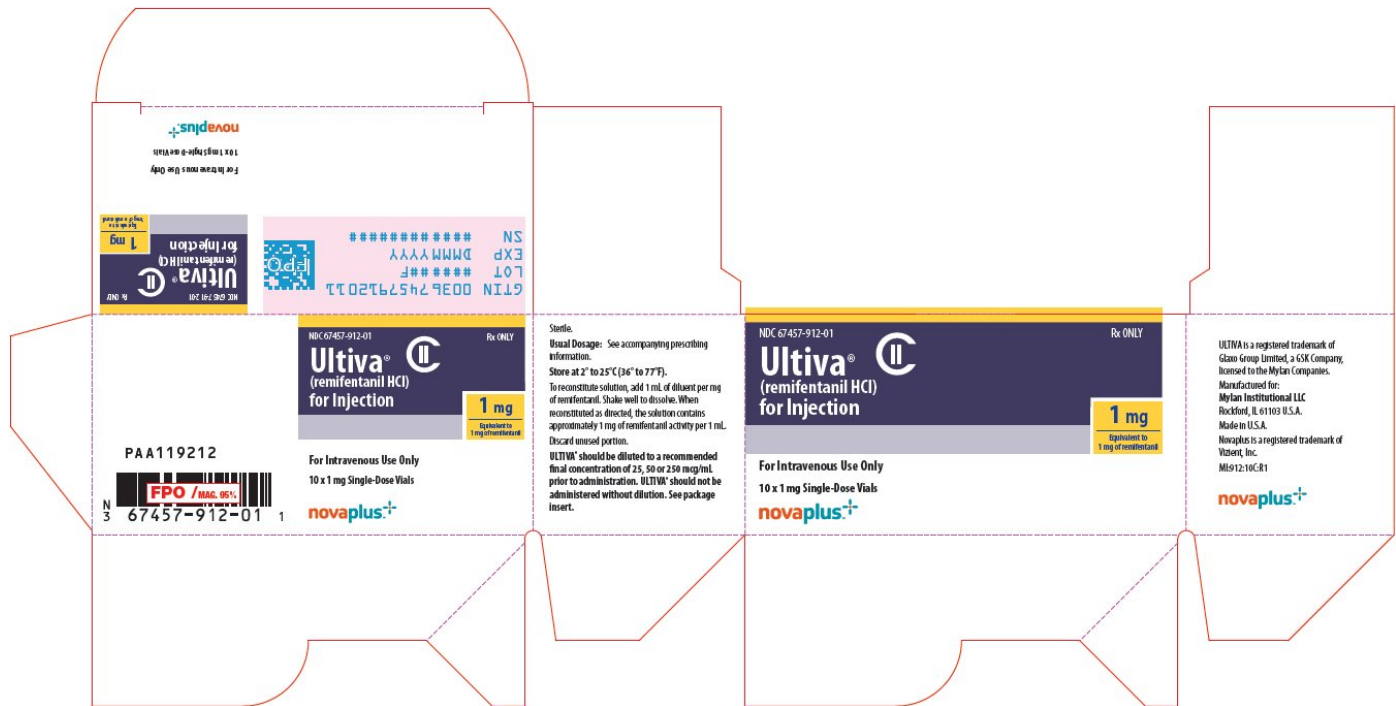
Manufactured for:
Mylan Institutional LLC
Rockford, IL 61103 U.S.A.

Made in U.S.A.

Novaplus is a registered trademark of

Vizient, Inc.

MI:912:10C:R1



PRINCIPAL DISPLAY PANEL – 2 mg

NDC 67457-913-02

Ultiva[®]
(remifentanyl HCl)
for Injection

CII

Rx only

2 mg
Equivalent to
2 mg of
remifentanyl

For Intravenous Use Only

10 x 2 mg Single-Dose Vials

Sterile.

Usual Dosage: See accompanying prescribing information.

Store at 2° to 25°C (36° to 77°F).

To reconstitute solution, add 1 mL of diluent per mg of remifentanyl. Shake well to dissolve. When reconstituted as directed, the solution contains approximately 1 mg of remifentanyl activity per 1 mL.

.Discard unused portion.

ULTIVA[®] should be diluted to a recommended final

concentration of 25, 50 or 250 mcg/mL prior to administration. ULTIVA® should not be administered without dilution. See package insert.

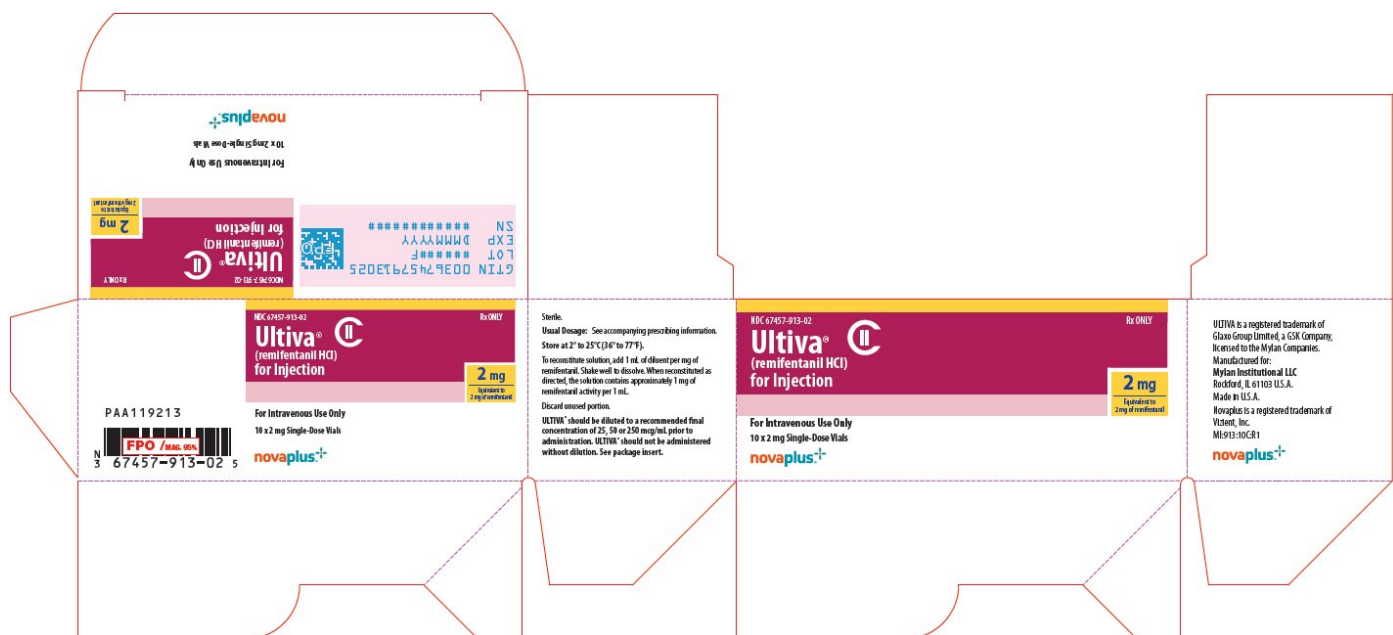
ULTIVA is a registered trademark of Glaxo Group Limited, a GSK Company, licensed to the Mylan Companies.

Manufactured for:
Mylan Institutional LLC
Rockford, IL 61103 U.S.A.

Made in U.S.A.

Novaplus is a registered trademark of Vient, Inc.

MI:913:10C:R1



PRINCIPAL DISPLAY PANEL – 5 mg

NDC 67457-914-05

Ultiva®
(remifentanyl HCl)
for Injection

CII

Rx only

5 mg
Equivalent to
5 mg of
remifentanyl

For Intravenous Use Only
10 x 5 mg Single-Dose Vials

Sterile.

Usual Dosage: See accompanying prescribing information.

Store at 2° to 25°C (36° to 77°F).

To reconstitute solution, add 1 mL of diluent per mg of remifentanil. Shake well to dissolve. When reconstituted as directed, the solution contains approximately 1 mg of remifentanil activity per 1 mL.

.Discard unused portion.

ULTIVA® should be diluted to a recommended final concentration of 25, 50 or 250 mcg/mL prior to administration. ULTIVA® should not be administered without dilution. See package insert.

ULTIVA is a registered trademark of Glaxo Group Limited, a GSK Company, licensed to the Mylan Companies.

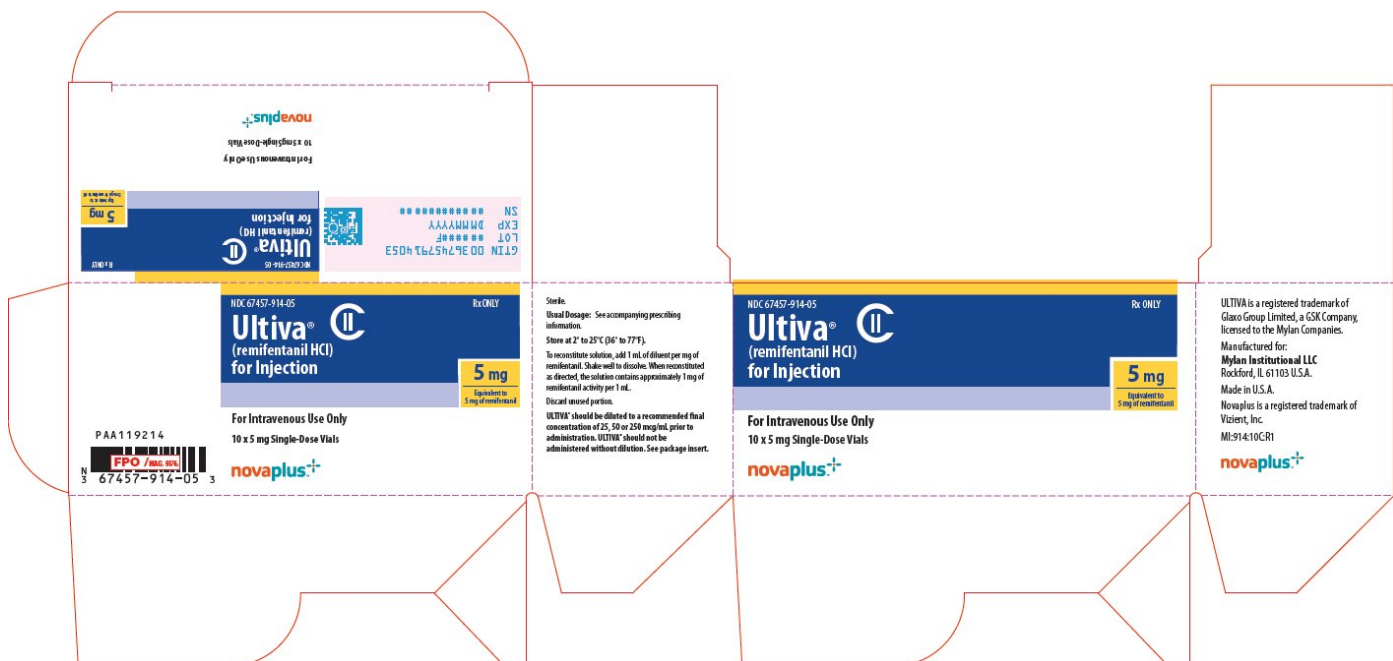
Manufactured for:

Mylan Institutional LLC
Rockford, IL 61103 U.S.A.

Made in U.S.A.

Novaplus is a registered trademark of Vient, Inc.

MI:914:10C:R1



ULTIVA

remifentanil hydrochloride injection, powder, lyophilized, for solution

Product Information

Product Type	HUMAN PRESCRIPTION DRUG	Item Code (Source)	NDC:67457-912
--------------	-------------------------	--------------------	---------------

Route of Administration	INTRAVENOUS	DEA Schedule	CII
--------------------------------	-------------	---------------------	-----

Active Ingredient/Active Moiety

Ingredient Name	Basis of Strength	Strength
Remifentanil Hydrochloride (UNII: 5V444H5WIC) (Remifentanil - UNII:P10582JYYK)	Remifentanil	1 mg in 1 mL

Inactive Ingredients

Ingredient Name	Strength
Glycine (UNII: TE7660XO1C)	15 ug in 1 mL
Hydrochloric Acid (UNII: QTT17582CB)	

Packaging

#	Item Code	Package Description	Marketing Start Date	Marketing End Date
1	NDC:67457-912-01	10 in 1 CARTON	04/15/2020	
1	NDC:67457-912-00	3 mL in 1 VIAL, GLASS; Type 0: Not a Combination Product		

Marketing Information

Marketing Category	Application Number or Monograph Citation	Marketing Start Date	Marketing End Date
NDA	NDA020630	04/15/2020	

ULTIVA

remifentanil hydrochloride injection, powder, lyophilized, for solution

Product Information

Product Type	HUMAN PRESCRIPTION DRUG	Item Code (Source)	NDC:67457-913
Route of Administration	INTRAVENOUS	DEA Schedule	CII

Active Ingredient/Active Moiety

Ingredient Name	Basis of Strength	Strength
Remifentanil Hydrochloride (UNII: 5V444H5WIC) (Remifentanil - UNII:P10582JYYK)	Remifentanil	1 mg in 1 mL

Inactive Ingredients

Ingredient Name	Strength
Glycine (UNII: TE7660XO1C)	15 ug in 1 mL
Hydrochloric Acid (UNII: QTT17582CB)	

Packaging

#	Item Code	Package Description	Marketing Start Date	Marketing End Date
---	-----------	---------------------	----------------------	--------------------

1	NDC:67457-913-02	10 in 1 CARTON	04/15/2020	
1	NDC:67457-913-00	5 mL in 1 VIAL, GLASS; Type 0: Not a Combination Product		

Marketing Information			
Marketing Category	Application Number or Monograph Citation	Marketing Start Date	Marketing End Date
NDA	NDA020630	04/15/2020	

ULTIVA				
remifentanil hydrochloride injection, powder, lyophilized, for solution				
Product Information				
Product Type	HUMAN PRESCRIPTION DRUG	Item Code (Source)	NDC:67457-914	
Route of Administration	INTRAVENOUS	DEA Schedule	CII	
Active Ingredient/Active Moiety				
	Ingredient Name	Basis of Strength	Strength	
	Remifentanil Hydrochloride (UNII: 5V444H5WIC) (Remifentanil - UNII:P10582JYYK)	Remifentanil	1 mg in 1 mL	
Inactive Ingredients				
	Ingredient Name	Strength		
	Glycine (UNII: TE7660XO1C)	15 ug in 1 mL		
	Hydrochloric Acid (UNII: QTT17582CB)			
Packaging				
#	Item Code	Package Description	Marketing Start Date	Marketing End Date
1	NDC:67457-914-05	10 in 1 CARTON	04/15/2020	
1	NDC:67457-914-00	10 mL in 1 VIAL, GLASS; Type 0: Not a Combination Product		
Marketing Information				
Marketing Category	Application Number or Monograph Citation	Marketing Start Date	Marketing End Date	
NDA	NDA020630	04/15/2020		

Labeler - Mylan Institutional LLC (790384502)