

CEFTRIAXONE- ceftriaxone sodium injection, solution **Baxter Healthcare Corporation**

Ceftriaxone Injection, USP (In Dextrose) **in GALAXY Container** **(PL 2040 Plastic)**

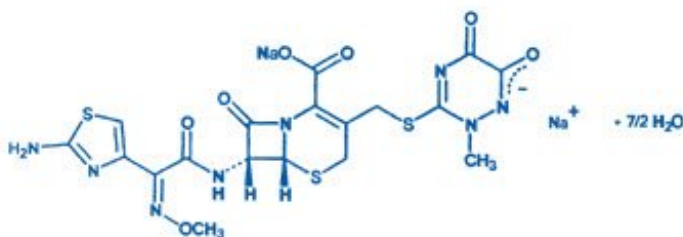
Rx Only

To reduce the development of drug-resistant bacteria and maintain the effectiveness of Ceftriaxone Injection, USP and other antibacterial drugs, Ceftriaxone Injection, USP should be used only to treat or prevent infections that are proven or strongly suspected to be caused by bacteria.

DESCRIPTION

Ceftriaxone Injection, USP is a sterile, semisynthetic, broad-spectrum cephalosporin antibiotic for intravenous administration. Ceftriaxone sodium is (6*R*,7*R*)-7-[2-(2-Amino-4-thiazolyl)glyoxylamido]-8-oxo-3-[[1,2,5,6-tetrahydro-2-methyl-5,6-dioxo-*as*-triazin-3-yl)thio]methyl]-5-thia-1-azabicyclo[4.2.0]oct-2-ene-2-carboxylic acid, 7²-(*Z*)-(O-methyloxime), disodium salt, sesquaterhydrate.

The chemical formula of ceftriaxone sodium is $C_{18}H_{16}N_8Na_2O_7S_3 \cdot 7/2 H_2O$. It has a calculated molecular weight of 661.60 and the following structural formula:



Ceftriaxone Sodium, USP is a white to yellowish-orange crystalline powder which is readily soluble in water, sparingly soluble in methanol and very slightly soluble in ethanol.

Ceftriaxone Injection, USP contains approximately 83 mg (3.6 mEq) of sodium per gram of ceftriaxone activity.

Ceftriaxone Injection, USP is supplied as a frozen, iso-osmotic, sterile, nonpyrogenic solution premixed in a dextrose diluent. Dextrose, USP has been added to adjust the osmolality (approximately 1.9 g and 1.2 g as dextrose hydrous to the 1 g and 2 g dosages, respectively). The pH may be adjusted with sodium hydroxide and/or hydrochloric acid. Solutions of premixed Ceftriaxone Injection, USP may range from light yellow to amber in color. After thawing, the solution is intended for intravenous use. The pH of thawed solutions may range from 6.0 to 8.0. See HOW SUPPLIED for package description.

The plastic container for the frozen solution is fabricated from a specially designed

multilayer plastic, PL 2040. Solutions are in contact with the polyethylene layer of this container and can leach out certain chemical components of the plastic in very small amounts within the expiration period. The suitability of the plastic has been confirmed in tests in animals according to the USP biological tests for plastic containers as well as by tissue culture toxicity studies.

CLINICAL PHARMACOLOGY

Average plasma concentrations of ceftriaxone following a single 30-minute intravenous (IV) infusion of a 0.5, 1 or 2 gm dose in healthy subjects are presented in Table 1.

Table 1

Ceftriaxone Plasma Concentrations After Single Dose Administration									
Dose/Route	Average Plasma Concentrations (mcg/mL)								
	0.5 hr	1 hr	2 hr	4 hr	6 hr	8 hr	12 hr	16 hr	24 hr
0.5 gm IV*	82	59	48	37	29	23	15	10	5
1 gm IV*	151	111	88	67	53	43	28	18	9
2 gm IV*	257	192	154	117	89	74	46	31	15

* IV doses were infused at a constant rate over 30 minutes.

Multiple IV doses ranging from 0.5 to 2 gm at 12- to 24-hour intervals resulted in 15% to 36% accumulation of ceftriaxone above single dose values.

Ceftriaxone concentrations in urine are shown in Table 2.

Table 2

Urinary Concentrations of Ceftriaxone After Single Dose Administration						
Dose/Route	Average Urinary Concentrations (mcg/mL)					
	0-2 hr	2-4 hr	4-8 hr	8-12 hr	12-24 hr	24-48 hr
0.5 gm IV	526	366	142	87	70	15
1 gm IV	995	855	293	147	132	32
2 gm IV	2692	1976	757	274	198	40

Thirty-three percent to 67% of a ceftriaxone dose was excreted in the urine as unchanged drug and the remainder was secreted in the bile and ultimately found in the feces as microbiologically inactive compounds. After a 1 gm IV dose, average concentrations of ceftriaxone, determined from 1 to 3 hours after dosing, were 581 mcg/mL in the gallbladder bile, 788 mcg/mL in the common duct bile, 898 mcg/mL in the cystic duct bile, 78.2 mcg/gm in the gallbladder wall and 62.1 mcg/mL in the concurrent plasma.

Over a 0.15 to 3 gm dose range in healthy adult subjects, the values of elimination half-life ranged from 5.8 to 8.7 hours; apparent volume of distribution from 5.78 to 13.5 L; plasma clearance from 0.58 to 1.45 L/hour; and renal clearance from 0.32 to 0.73 L/hour. Ceftriaxone is reversibly bound to human plasma proteins, and the binding

decreased from a value of 95% bound at plasma concentrations of <25 mcg/mL to a value of 85% bound at 300 mcg/mL. Ceftriaxone crosses the blood placenta barrier.

The average values of maximum plasma concentration, elimination half-life, plasma clearance and volume of distribution after a 50 mg/kg IV dose and after a 75 mg/kg IV dose in pediatric patients suffering from bacterial meningitis are shown in Table 3. Ceftriaxone penetrated the inflamed meninges of infants and pediatric patients; CSF concentrations after a 50 mg/kg IV dose and after a 75 mg/kg IV dose are also shown in Table 3.

Table 3

Average Pharmacokinetic Parameters of Ceftriaxone in Pediatric Patients With Meningitis		
	<u>50 mg/kg IV</u>	<u>75 mg/kg IV</u>
Maximum Plasma Concentrations (mcg/mL)	216	275
Elimination Half-life (hr)	4.6	4.3
Plasma Clearance (mL/hr/kg)	49	60
Volume of Distribution (mL/kg)	338	373
CSF Concentration - inflamed meninges (mcg/mL)	5.6	6.4
Range (mcg/mL)	1.3-18.5	1.3-44
Time after dose (hr)	3.7 (± 1.6)	3.3 (± 1.4)

Compared to that in healthy adult subjects, the pharmacokinetics of ceftriaxone were only minimally altered in elderly subjects and in patients with renal impairment or hepatic dysfunction (Table 4); therefore, dosage adjustments are not necessary for these patients with ceftriaxone dosages up to 2 gm per day. Ceftriaxone was not removed to any significant extent from the plasma by hemodialysis. In 6 of 26 dialysis patients, the elimination rate of ceftriaxone was markedly reduced.

Table 4

Average Pharmacokinetic Parameters of Ceftriaxone in Humans			
Subject Group	Elimination Half-life (hr)	Plasma Clearance (L/hr)	Volume of Distribution (L)
Healthy Subjects	5.8-8.7	0.58-1.45	5.8-13.5
Elderly Subjects (mean age, 70.5 yr)	8.9	0.83	10.7
Patients With Renal Impairment			
Hemodialysis Patients (0-5 mL/min)*	14.7	0.65	13.7
Severe (5-15 mL/min)	15.7	0.56	12.5
Moderate (16-30 mL/min)	11.4	0.72	11.8
Mild (31-60 mL/min)	12.4	0.70	13.3
Patients With Liver Disease	8.8	1.1	13.6

* Creatinine clearance.

The elimination of ceftriaxone is not altered when Ceftriaxone Injection, USP is co-administered with probenecid.

Interaction with Calcium

Two *in vitro* studies, one using adult plasma and the other neonatal plasma from umbilical cord blood, have been carried out to assess interaction of ceftriaxone and calcium. Ceftriaxone concentrations up to 1 mM (in excess of concentrations achieved *in vivo* following administration of 2 grams ceftriaxone infused over 30 minutes) were used in combination with calcium concentrations up to 12 mM (48 mg/dL). Recovery of ceftriaxone from plasma was reduced with calcium concentrations of 6 mM (24 mg/dL) or higher in adult plasma or 4 mM (16 mg/dL) or higher in neonatal plasma. This may be reflective of ceftriaxone-calcium precipitation.

Microbiology

The bactericidal activity of ceftriaxone results from inhibition of cell wall synthesis. Ceftriaxone has a high degree of stability in the presence of beta-lactamases, both penicillinases and cephalosporinases, of gram-negative and gram-positive bacteria.

In an *in vitro* study antagonistic effects have been observed with the combination of chloramphenicol and ceftriaxone.

Ceftriaxone has been shown to be active against most strains of the following microorganisms, both *in vitro* and in clinical infections described in the INDICATIONS AND USAGE section.

Aerobic gram-negative microorganisms:

Acinetobacter calcoaceticus

Enterobacter aerogenes

Enterobacter cloacae

Escherichia coli

Haemophilus influenzae (including ampicillin-resistant and beta-lactamase producing strains)

Haemophilus parainfluenzae

Klebsiella oxytoca

Klebsiella pneumoniae

Moraxella catarrhalis (including beta-lactamase producing strains)

Morganella morganii

Neisseria gonorrhoeae (including penicillinase- and nonpenicillinase-producing strains)

Neisseria meningitidis

Proteus mirabilis

Proteus vulgaris

Serratia marcescens

Ceftriaxone is also active against many strains of *Pseudomonas aeruginosa*.

NOTE: Many strains of the above organisms that are resistant to multiple antibiotics, e.g., penicillins, cephalosporins, and aminoglycosides, are susceptible to ceftriaxone.

Aerobic gram-positive microorganisms:

Staphylococcus aureus (including penicillinase-producing strains)

Staphylococcus epidermidis

Streptococcus pneumoniae

Streptococcus pyogenes

Viridans group streptococci

NOTE: Methicillin-resistant staphylococci are resistant to cephalosporins, including ceftriaxone. Most strains of Group D streptococci and enterococci, e.g., *Enterococcus (Streptococcus) faecalis*, are resistant.

Anaerobic microorganisms:

Bacteroides fragilis

Clostridium species

Peptostreptococcus species

NOTE: Most strains of *Clostridium difficile* are resistant.

The following *in vitro* data are available, **but their clinical significance is unknown.** Ceftriaxone exhibits *in vitro* minimal inhibitory concentrations (MICs) of ≤ 1 mcg/mL or less against most strains of the following microorganisms, however, the safety and effectiveness of ceftriaxone in treating clinical infections due to these microorganisms have not been established in adequate and well-controlled clinical trials.

Aerobic gram-negative microorganisms:

Citrobacter diversus

Citrobacter freundii

Providencia species (including *Providencia rettgeri*)

Salmonella species (including *Salmonella typhi*)

Shigella species

Aerobic gram-positive microorganisms:

Streptococcus agalactiae

Anaerobic microorganisms:

Prevotella (Bacteroides) bivia

Porphyromonas (Bacteroides) melaninogenicus

Susceptibility Tests

For specific information regarding susceptibility test interpretive criteria and associated

test methods and quality control standards recognized by FDA for this drug, please see: <http://www.fda.gov/STIC>.

INDICATIONS AND USAGE

Before instituting treatment with Ceftriaxone Injection, USP, appropriate specimens should be obtained for isolation of the causative organism and for determination of its susceptibility to the drug. Therapy may be instituted prior to obtaining results of susceptibility testing.

To reduce the development of drug-resistant bacteria and maintain the effectiveness of Ceftriaxone Injection, USP and other antibacterial drugs, Ceftriaxone Injection, USP should be used only to treat or prevent infections that are proven or strongly suspected to be caused by susceptible bacteria. When culture and susceptibility information are available, they should be considered in selecting or modifying antibacterial therapy. In the absence of such data, local epidemiology and susceptibility patterns may contribute to the empiric selection of therapy.

Ceftriaxone Injection, USP is indicated for the treatment of the following infections when caused by susceptible organisms:

LOWER RESPIRATORY TRACT INFECTIONS caused by *Streptococcus pneumoniae*, *Staphylococcus aureus*, *Haemophilus influenzae*, *Haemophilus parainfluenzae*, *Klebsiella pneumoniae*, *Escherichia coli*, *Enterobacter aerogenes*, *Proteus mirabilis* or *Serratia marcescens*.

ACUTE BACTERIAL OTITIS MEDIA caused by *Streptococcus pneumoniae*, *Haemophilus influenzae* (including beta-lactamase producing strains) or *Moraxella catarrhalis* (including beta-lactamase producing strains).

NOTE: In one study lower clinical cure rates were observed with a single dose of ceftriaxone compared to 10 days of oral therapy. In a second study comparable cure rates were observed between single dose ceftriaxone and the comparator. The potentially lower clinical cure rate of ceftriaxone should be balanced against the potential advantages of parenteral therapy.

SKIN AND SKIN STRUCTURE INFECTIONS caused by *Staphylococcus aureus*, *Staphylococcus epidermidis*, *Streptococcus pyogenes*, Viridans group streptococci, *Escherichia coli*, *Enterobacter cloacae*, *Klebsiella oxytoca*, *Klebsiella pneumoniae*, *Proteus mirabilis*, *Morganella morganii*,* *Pseudomonas aeruginosa*, *Serratia marcescens*, *Acinetobacter calcoaceticus*, *Bacteroides fragilis** or Peptostreptococcus species.

URINARY TRACT INFECTIONS (complicated and uncomplicated) caused by *Escherichia coli*, *Proteus mirabilis*, *Proteus vulgaris*, *Morganella morganii* or *Klebsiella pneumoniae*.

UNCOMPLICATED GONORRHEA (cervical/urethral and rectal) caused by *Neisseria gonorrhoeae*, including both penicillinase- and nonpenicillinase-producing strains, and pharyngeal gonorrhea caused by nonpenicillinase-producing strains of *Neisseria gonorrhoeae*.

PELVIC INFLAMMATORY DISEASE caused by *Neisseria gonorrhoeae*. Ceftriaxone, like other cephalosporins, has no activity against *Chlamydia trachomatis*. Therefore, when cephalosporins are used in the treatment of patients with pelvic inflammatory disease and *Chlamydia trachomatis* is one of the suspected pathogens, appropriate

antichlamydial coverage should be added.

BACTERIAL SEPTICEMIA caused by *Staphylococcus aureus*, *Streptococcus pneumoniae*, *Escherichia coli*, *Haemophilus influenzae* or *Klebsiella pneumoniae*.

BONE AND JOINT INFECTIONS caused by *Staphylococcus aureus*, *Streptococcus pneumoniae*, *Escherichia coli*, *Proteus mirabilis*, *Klebsiella pneumoniae* or *Enterobacter* species.

INTRA-ABDOMINAL INFECTIONS caused by *Escherichia coli*, *Klebsiella pneumoniae*, *Bacteroides fragilis*, *Clostridium* species (Note: most strains of *Clostridium difficile* are resistant) or *Peptostreptococcus* species.

MENINGITIS caused by *Haemophilus influenzae*, *Neisseria meningitidis* or *Streptococcus pneumoniae*. Ceftriaxone has also been used successfully in a limited number of cases of meningitis and shunt infection caused by *Staphylococcus epidermidis** and *Escherichia coli*.*

*Efficacy for this organism in this organ system was studied in fewer than ten infections.

SURGICAL PROPHYLAXIS: The preoperative administration of a single 1 gm dose of ceftriaxone may reduce the incidence of postoperative infections in patients undergoing surgical procedures classified as contaminated or potentially contaminated (e.g., vaginal or abdominal hysterectomy or cholecystectomy for chronic calculous cholecystitis in high-risk patients, such as those over 70 years of age, with acute cholecystitis not requiring therapeutic antimicrobials, obstructive jaundice or common duct bile stones) and in surgical patients for whom infection at the operative site would present serious risk (e.g., during coronary artery bypass surgery). Although ceftriaxone has been shown to have been as effective as cefazolin in the prevention of infection following coronary artery bypass surgery, no placebo-controlled trials have been conducted to evaluate any cephalosporin antibiotic in the prevention of infection following coronary artery bypass surgery.

When administered prior to surgical procedures for which it is indicated, a single 1 gm dose of ceftriaxone provides protection from most infections due to susceptible organisms throughout the course of the procedure.

CONTRAINDICATIONS

Ceftriaxone Injection, USP is contraindicated in patients with known allergy to the cephalosporin class of antibiotics. Solutions containing dextrose may be contraindicated in patients with known allergy to corn or corn products.

Neonates (≤28 days)

Hyperbilirubinemic neonates, especially prematures, should not be treated with Ceftriaxone Injection, USP. *In vitro* studies have shown that ceftriaxone can displace bilirubin from its binding to serum albumin, leading to a possible risk of bilirubin encephalopathy in these patients.

Ceftriaxone Injection, USP is contraindicated in neonates if they require (or are expected to require) treatment with calcium-containing IV solutions, including continuous calcium-containing infusions such as parenteral nutrition

because of the risk of precipitation of ceftriaxone-calcium (see CLINICAL PHARMACOLOGY, WARNINGS and DOSAGE AND ADMINISTRATION).

A small number of cases of fatal outcomes in which a crystalline material was observed in the lungs and kidneys at autopsy have been reported in neonates receiving ceftriaxone and calcium-containing fluids. In some of these cases, the same intravenous infusion line was used for both ceftriaxone and calcium-containing fluids and in some a precipitate was observed in the intravenous infusion line. At least one fatality has been reported in a neonate in whom ceftriaxone and calcium-containing fluids were administered at different time points via different intravenous lines; no crystalline material was observed at autopsy in this neonate. There have been no similar reports in patients other than neonates.

WARNINGS

Hypersensitivity

BEFORE THERAPY WITH CEFTRIAOXONE INJECTION, USP IS INSTITUTED, CAREFUL INQUIRY SHOULD BE MADE TO DETERMINE WHETHER THE PATIENT HAS HAD PREVIOUS HYPERSENSITIVITY REACTIONS TO CEPHALOSPORINS, PENICILLINS OR OTHER DRUGS. THIS PRODUCT SHOULD BE GIVEN CAUTIOUSLY TO PENICILLIN-SENSITIVE PATIENTS. ANTIBIOTICS SHOULD BE ADMINISTERED WITH CAUTION TO ANY PATIENT WHO HAS DEMONSTRATED SOME FORM OF ALLERGY, PARTICULARLY TO DRUGS. SERIOUS ACUTE HYPERSENSITIVITY REACTIONS MAY REQUIRE THE USE OF SUBCUTANEOUS EPINEPHRINE AND OTHER EMERGENCY MEASURES.

As with other cephalosporins, anaphylactic reactions with fatal outcome have been reported, even if a patient is not known to be allergic or previously exposed.

Interaction with Calcium-Containing Products

Do not further dilute ceftriaxone injection with products containing calcium, such as Ringer's solution or Hartmann's solution, because a precipitate can form. Precipitation of ceftriaxone-calcium can also occur when ceftriaxone is mixed with calcium-containing solutions in the same IV administration line. Ceftriaxone must not be administered simultaneously with calcium-containing IV solutions, including continuous calcium-containing infusions such as parenteral nutrition via a Y-site. However, in patients other than neonates, ceftriaxone and calcium-containing solutions may be administered sequentially of one another if the infusion lines are thoroughly flushed between infusions with a compatible fluid. *In vitro* studies using adult and neonatal plasma from umbilical cord blood demonstrated that neonates have an increased risk of precipitation of ceftriaxone-calcium (see CLINICAL PHARMACOLOGY, CONTRAINDICATIONS and DOSAGE AND ADMINISTRATION).

Clostridium difficile

***Clostridium difficile* associated diarrhea (CDAD) has been reported with use of nearly all antibacterial agents, including Ceftriaxone Injection, USP, and may range in severity from mild diarrhea to fatal colitis. Treatment with antibacterial agents alters the normal flora of the colon leading to overgrowth of *C. difficile*.**

C. difficile produces toxins A and B which contribute to the development of CDAD. Hypertoxin producing strains of *C. difficile* cause increased morbidity and mortality, as these infections can be refractory to antimicrobial therapy and may require colectomy. CDAD must be considered in all patients who present with diarrhea following antibiotic use. Careful medical history is necessary since CDAD has been reported to occur over two months after the administration of antibacterial agents.

If CDAD is suspected or confirmed, ongoing antibiotic use not directed against *C. difficile* may need to be discontinued. Appropriate fluid and electrolyte management, protein supplementation, antibiotic treatment of *C. difficile*, and surgical evaluation should be instituted as clinically indicated.

Hemolytic Anemia

An immune mediated hemolytic anemia has been observed in patients receiving cephalosporin class antibacterials including ceftriaxone. Severe cases of hemolytic anemia, including fatalities, have been reported during treatment in both adults and children. If a patient develops anemia while on ceftriaxone, the diagnosis of a cephalosporin associated anemia should be considered and ceftriaxone stopped until the etiology is determined.

PRECAUTIONS

General

Prescribing Ceftriaxone Injection, USP in the absence of a proven or strongly suspected bacterial infection or a prophylactic indication is unlikely to provide benefit to the patient and increases the risk of the development of drug-resistant bacteria.

Although transient elevations of BUN and serum creatinine have been observed, at the recommended dosages, the nephrotoxic potential of Ceftriaxone Injection, USP is similar to that of other cephalosporins.

Ceftriaxone is excreted via both biliary and renal excretion (see CLINICAL PHARMACOLOGY). Therefore, patients with renal failure normally require no adjustment in dosage when usual doses of Ceftriaxone Injection, USP are administered.

Dosage adjustments should not be necessary in patients with hepatic dysfunction; however, in patients with both hepatic dysfunction and significant renal disease, caution should be exercised and the Ceftriaxone Injection, USP dosage should not exceed 2 gm daily.

Alterations in prothrombin times have occurred rarely in patients treated with ceftriaxone. Patients with impaired vitamin K synthesis or low vitamin K stores (e.g., chronic hepatic disease and malnutrition) may require monitoring of prothrombin time during Ceftriaxone Injection, USP treatment. Vitamin K administration (10 mg weekly) may be necessary if the prothrombin time is prolonged before or during therapy.

Prolonged use of Ceftriaxone Injection, USP may result in overgrowth of nonsusceptible organisms. Careful observation of the patient is essential. If superinfection occurs during therapy, appropriate measures should be taken.

Ceftriaxone Injection, USP should be prescribed with caution in individuals with a history

of gastrointestinal disease, especially colitis.

There have been reports of sonographic abnormalities in the gallbladder of patients treated with ceftriaxone; some of these patients also had symptoms of gallbladder disease. These abnormalities appear on sonography as an echo without acoustical shadowing suggesting sludge or as an echo with acoustical shadowing which may be misinterpreted as gallstones. The chemical nature of the sonographically detected material has been determined to be predominantly a ceftriaxone-calcium salt. **The condition appears to be transient and reversible upon discontinuation of ceftriaxone and institution of conservative management.** Therefore, Ceftriaxone Injection, USP should be discontinued in patients who develop signs and symptoms suggestive of gallbladder disease and/or the sonographic findings described above.

Cases of pancreatitis, possibly secondary to biliary obstruction, have been reported rarely in patients treated with ceftriaxone. Most patients presented with risk factors for biliary stasis and biliary sludge (preceding major therapy, severe illness, total parenteral nutrition). A cofactor role of ceftriaxone related biliary precipitation cannot be ruled out.

Information for Patients

Patients should be counseled that antibacterial drugs including Ceftriaxone Injection, USP should only be used to treat bacterial infections. They do not treat viral infections (e.g., the common cold). When Ceftriaxone Injection, USP is prescribed to treat a bacterial infection, patients should be told that although it is common to feel better early in the course of therapy, the medication should be taken exactly as directed. Skipping doses or not completing the full course of therapy may (1) decrease the effectiveness of the immediate treatment and (2) increase the likelihood that bacteria will develop resistance and will not be treatable by Ceftriaxone Injection, USP or other antibacterial drugs in the future.

Diarrhea is a common problem caused by antibiotics which usually ends when the antibiotic is discontinued. Sometimes after starting treatment with antibiotics, patients can develop watery and bloody stools (with or without stomach cramps and fever) even as late as two or more months after having taken the last dose of the antibiotic. If this occurs, patients should contact their physician as soon as possible.

Carcinogenesis, Mutagenesis, Impairment of Fertility

Carcinogenesis

Considering the maximum duration of treatment and the class of the compound, carcinogenicity studies with ceftriaxone in animals have not been performed. The maximum duration of animal toxicity studies was 6 months.

Mutagenesis

Genetic toxicology tests included the Ames test, a micronucleus test and a test for chromosomal aberrations in human lymphocytes cultured in vitro with ceftriaxone. Ceftriaxone showed no potential for mutagenic activity in these studies.

Impairment of Fertility

Ceftriaxone produced no impairment of fertility when given intravenously to rats at daily doses up to 586 mg/kg/day, approximately 20 times the recommended clinical dose of 2 gm/day.

Pregnancy

Teratogenic Effects

Reproductive studies have been performed in mice and rats at doses up to 20 times the usual human dose and have no evidence of embryotoxicity, fetotoxicity or teratogenicity. In primates, no embryotoxicity or teratogenicity was demonstrated at a dose approximately 3 times the human dose.

There are, however, no adequate and well-controlled studies in pregnant women. Because animal reproductive studies are not always predictive of human response, this drug should be used during pregnancy only if clearly needed.

Nonteratogenic Effects

In rats, in the Segment I (fertility and general reproduction) and Segment III (perinatal and postnatal) studies with intravenously administered ceftriaxone, no adverse effects were noted on various reproductive parameters during gestation and lactation, including postnatal growth, functional behavior and reproductive ability of the offspring, at doses of 586 mg/kg/day or less.

Nursing Mothers

Low concentrations of ceftriaxone are excreted in human milk. Caution should be exercised when Ceftriaxone Injection, USP is administered to a nursing woman.

Pediatric Use

Safety and effectiveness of Ceftriaxone Injection, USP in neonates, infants and pediatric patients have been established for the dosages described in the DOSAGE AND ADMINISTRATION section. In vitro studies have shown that ceftriaxone, like some other cephalosporins, can displace bilirubin from serum albumin. Ceftriaxone Injection, USP should not be administered to hyperbilirubinemic neonates, especially prematures (see CONTRAINDICATIONS).

Geriatric Use

Of the total number of subjects in clinical studies of ceftriaxone, 32% were 60 and over. No overall differences in safety or effectiveness were observed between these subjects and younger subjects, and other reported clinical experience has not identified differences in responses between the elderly and younger patients, but greater sensitivity of some older individuals cannot be ruled out.

The pharmacokinetics of ceftriaxone were only minimally altered in geriatric patients compared to healthy adult subjects and dosage adjustments are not necessary for geriatric patients with ceftriaxone dosages up to 2 grams per day (see CLINICAL PHARMACOLOGY).

ADVERSE REACTIONS

Ceftriaxone is generally well tolerated. In clinical trials, the following adverse reactions, which were considered to be related to ceftriaxone therapy or of uncertain etiology, were observed:

LOCAL REACTIONS — pain, induration and tenderness was 1% overall. Phlebitis was reported in <1% after IV administration.

HYPERSENSITIVITY — rash (1.7%). Less frequently reported (<1%) were pruritus, fever or chills.

HEMATOLOGIC — eosinophilia (6%), thrombocytosis (5.1%) and leukopenia (2.1%). Less frequently reported (<1%) were anemia, hemolytic anemia, neutropenia, lymphopenia, thrombocytopenia and prolongation of the prothrombin time.

GASTROINTESTINAL — diarrhea (2.7%). Less frequently reported (<1%) were nausea or vomiting, and dysgeusia. The onset of pseudomembranous colitis symptoms may occur during or after antibacterial treatment (see WARNINGS).

HEPATIC — elevations of SGOT (3.1%) or SGPT (3.3%). Less frequently reported (<1%) were elevations of alkaline phosphatase and bilirubin.

RENAL — elevations of the BUN (1.2%). Less frequently reported (<1%) were elevations of creatinine and the presence of casts in the urine.

CENTRAL NERVOUS SYSTEM — headache or dizziness were reported occasionally (<1%).

GENITOURINARY — moniliasis or vaginitis were reported occasionally (<1%).

MISCELLANEOUS — diaphoresis and flushing were reported occasionally (<1%).

Other rarely observed adverse reactions (<0.1%) include abdominal pain, agranulocytosis, allergic pneumonitis, anaphylaxis, basophilia, biliary lithiasis, bronchospasm, colitis, dyspepsia, epistaxis, flatulence, gallbladder sludge, glycosuria, hematuria, jaundice, leukocytosis, lymphocytosis, monocytosis, nephrolithiasis, palpitations, a decrease in the prothrombin time, renal precipitations, seizures, and serum sickness.

Postmarketing Experience

In addition to the adverse reactions reported during clinical trials, the following adverse experiences have been reported during clinical practice in patients treated with ceftriaxone. Data are generally insufficient to allow an estimate of incidence or to establish causation.

A small number of cases of fatal outcomes in which a crystalline material was observed in the lungs and kidneys at autopsy have been reported in neonates receiving ceftriaxone and calcium-containing fluids. In some of these cases, the same intravenous infusion line was used for both ceftriaxone and calcium-containing fluids and in some a precipitate was observed in the intravenous infusion line. At least one fatality has been reported in a neonate in whom ceftriaxone and calcium-containing fluids were administered at different time points via different intravenous lines; no crystalline material was observed at autopsy in this neonate. There have been no similar reports in patients other than neonates.

GASTROINTESTINAL – stomatitis and glossitis.

GENITOURINARY – oliguria.

DERMATOLOGIC – exanthema, allergic dermatitis, urticaria, edema. As with many medications, isolated cases of severe cutaneous adverse reactions (erythema multiforme, Stevens-Johnson syndrome or Lyell's syndrome/toxic epidermal necrolysis) have been reported.

Cephalosporin Class Adverse Reactions

In addition to the adverse reactions listed above which have been observed in patients treated with ceftriaxone, the following adverse reactions and altered laboratory test results have been reported for cephalosporin class antibiotics:

Adverse Reactions

Allergic reactions, drug fever, serum sickness-like reaction, renal dysfunction, toxic nephropathy, reversible hyperactivity, hypertonia, hepatic dysfunction including cholestasis, aplastic anemia, hemorrhage, and superinfection.

Altered Laboratory Tests

Positive direct Coombs' test, false-positive test for urinary glucose, and elevated LDH.

Several cephalosporins have been implicated in triggering seizures, particularly in patients with renal impairment when the dosage was not reduced (see DOSAGE AND ADMINISTRATION). If seizures associated with drug therapy occur, the drug should be discontinued. Anticonvulsant therapy can be given if clinically indicated.

OVERDOSAGE

In the case of overdosage, drug concentration would not be reduced by hemodialysis or peritoneal dialysis. There is no specific antidote. Treatment of overdosage should be symptomatic.

DOSAGE AND ADMINISTRATION

Ceftriaxone Injection, USP is administered intravenously.

Do not further dilute ceftriaxone injection with products containing calcium, such as Ringer's solution or Hartmann's solution, because a precipitate can form. Precipitation of ceftriaxone-calcium can also occur when ceftriaxone is mixed with calcium-containing solutions in the same IV administration line. Ceftriaxone must not be administered simultaneously with calcium-containing IV solutions, including continuous calcium-containing infusions such as parenteral nutrition via a Y-site. However, in patients other than neonates, ceftriaxone and calcium-containing solutions may be administered sequentially of one another if the infusion lines are thoroughly flushed between infusions with a compatible fluid (see WARNINGS).

There have been no reports of an interaction between ceftriaxone and oral calcium-containing products.

Neonates

Hyperbilirubinemic neonates, especially prematures, should not be treated with Ceftriaxone Injection, USP (see CONTRAINDICATIONS).

Ceftriaxone is contraindicated in neonates if they require (or are expected to require) treatment with calcium-containing IV solutions, including continuous calcium-containing infusions such as parenteral nutrition because of the risk of precipitation of ceftriaxone-calcium (see CONTRAINDICATIONS).

Pediatric Patients

For the treatment of skin and skin structure infections, the recommended total daily dose is 50 to 75 mg/kg given once a day (or in equally divided doses twice a day). The total daily dose should not exceed 2 grams.

For the treatment of serious miscellaneous infections other than meningitis, the recommended total daily dose is 50 to 75 mg/kg, given in divided doses every 12 hours. The total daily dose should not exceed 2 grams.

In the treatment of meningitis, it is recommended that the initial therapeutic dose be 100 mg/kg (not to exceed 4 grams). Thereafter, a total daily dose of 100 mg/kg/day (not to exceed 4 grams daily) is recommended. The daily dose may be administered once a day (or in equally divided doses every 12 hours). The usual duration of therapy is 7 to 14 days.

Adults

The usual adult daily dose is 1 to 2 grams given once a day (or in equally divided doses twice a day) depending on the type and severity of infection. For infections caused by *Staphylococcus aureus* (MSSA), the recommended daily dose is 2 to 4 grams, in order to achieve >90% target attainment. The total daily dose should not exceed 4 grams.

If *Chlamydia trachomatis* is a suspected pathogen, appropriate antichlamydial coverage should be added, because ceftriaxone sodium has no activity against this organism.

For preoperative use (surgical prophylaxis), a single dose of 1 gram administered intravenously 1/2 to 2 hours before surgery is recommended.

Generally, Ceftriaxone Injection, USP therapy should be continued for at least 2 days after the signs and symptoms of infection have disappeared. The usual duration of therapy is 4 to 14 days; in complicated infections, longer therapy may be required.

When treating infections caused by *Streptococcus pyogenes*, therapy should be continued for at least 10 days.

No dosage adjustment is necessary for patients with impairment of renal or hepatic function.

DIRECTIONS FOR USE

Ceftriaxone Injection, USP is for intravenous administration using sterile equipment. It should be administered intravenously by infusion over a period of 30 minutes.

Do not add supplementary medication. Vancomycin, ampicillin, aminoglycosides, and

fluconazole are physically incompatible with ceftriaxone in admixtures. When any of these drugs are to be administered concomitantly with ceftriaxone by intermittent intravenous infusion, it is recommended that they be given sequentially, with thorough flushing of the intravenous lines (with one of the compatible fluids) between the administrations.

Storage

Store in a freezer capable of maintaining a temperature of $-20^{\circ}\text{C}/-4^{\circ}\text{F}$.

Thawing of Plastic Container

Thaw frozen container at room temperature ($25^{\circ}\text{C}/77^{\circ}\text{F}$) or under refrigeration ($5^{\circ}\text{C}/41^{\circ}\text{F}$). [DO NOT FORCE THAW BY IMMERSION IN WATER BATHS OR BY MICROWAVE IRRADIATION.]

Check for minute leaks by squeezing container firmly. If leaks are detected, discard solution as sterility may be impaired.

Do not add supplementary medication.

Visually inspect the container. If the outlet port protector is damaged, detached, or not present, discard container as solution path sterility may be impaired. Components of the solution may precipitate in the frozen state and will dissolve upon reaching room temperature with little or no agitation. Potency is not affected. Agitate after solution has reached room temperature. If after visual inspection the solution remains cloudy or if an insoluble precipitate is noted, or if any seals are not intact, the container should be discarded.

The thawed solution is stable for 21 days under refrigeration ($5^{\circ}\text{C}/41^{\circ}\text{F}$) or 48 hours at room temperature ($25^{\circ}\text{C}/77^{\circ}\text{F}$). Do not refreeze thawed antibiotics.

Caution: Do not use plastic containers in series connections. Such use could result in air embolism due to residual air being drawn from the primary container before administration of the fluid from the secondary container is complete.

Preparation for Intravenous Administration:

1. Suspend container from eyelet support.
2. Remove protector from outlet port at bottom of container.
3. Attach administration set. Refer to complete directions accompanying set.

ANIMAL PHARMACOLOGY

Concretions consisting of the precipitated calcium salt of ceftriaxone have been found in the gallbladder bile of dogs and baboons treated with ceftriaxone.

These appeared as a gritty sediment in dogs that received 100 mg/kg/day for 4 weeks. A similar phenomenon has been observed in baboons but only after a protracted dosing period (6 months) at higher dose levels (335 mg/kg/day or more). The likelihood of this occurrence in humans is considered to be low, since ceftriaxone has a greater plasma half-life in humans, the calcium salt of ceftriaxone is more soluble in human gallbladder bile and the calcium content of human gallbladder bile is relatively low.

HOW SUPPLIED

Ceftriaxone Injection, USP is supplied premixed as a frozen, iso-osmotic, sterile, nonpyrogenic solution of ceftriaxone sodium in a case of 24 x 50 mL single dose GALAXY containers (PL 2040 plastic). The following strengths are available:

1 gm equivalent of ceftriaxone, iso-osmotic with approximately 1.9 gm Dextrose Hydrous, USP, added (NDC 0338-5002-41).

2 gm equivalent of ceftriaxone, iso-osmotic with approximately 1.2 gm Dextrose Hydrous, USP, added (NDC 0338-5003-41).

STORAGE AND HANDLING

NOTE: Store Ceftriaxone Injection, USP in the frozen state at or below -20°C/-4°F. See DIRECTIONS FOR USE:

Handle frozen product containers with care. Product containers may be fragile in the frozen state.

Baxter Healthcare Corporation

Deerfield, IL 60015 USA

Printed in USA

Baxter and Galaxy are registered trademarks of Baxter International Inc.

ATCC is a trademark of the American Type Culture Collection.

07-19-00-720

Rev. May 2018

PACKAGE LABEL - PRINCIPAL DISPLAY PANEL

Usual Dosage: See package insert.

Cautions: Administer IV using sterile equipment. Must not be used in series connections. Do not add supplementary medication. Check for minute leaks and solution clarity. **Rx only.**

Store at or below -20°C (-4°F). Thaw at room temperature (25°C/77°F) or under refrigeration (5°C/41°F). **DO NOT FORCE THAW BY IMMERSION IN WATER BATHS OR BY MICROWAVE IRRADIATION.** The thawed solution is stable for 21 days under refrigeration or 48 hours at room temperature. **Do not refreeze.**

Baxter and GALAXY are trademarks of Baxter International Inc.

Baxter Healthcare Corporation

Deerfield, IL 60015 USA

Made in USA

PL 2040 Plastic

07-34-63-668

***BAR CODE POSITION ONLY**

303385002417

Thaw at room temperature (25°C/77°F) or under refrigeration (5°C/41°F). **DO NOT FORCE THAW BY IMMERSION IN WATER BATHS OR BY MICROWAVE IRRADIATION.** The thawed solution is stable for 21 days under refrigeration or 48 hours at room temperature. Do not refreeze.
Handle frozen product containers with care. Product containers may be fragile in the frozen state.
Baxter and Galaxy are registered trademarks of Baxter International Inc.
PL 2040 Plastic

07-04-65-179

Baxter
Ceftriaxone Injection, USP (In Dextrose) **1g**
12 - 50 mL Single-Dose Containers Iso-osmotic
Store at or below -20°C/-4°F. Do not refreeze. **Rx only.** Baxter Healthcare Corporation
Deerfield, IL 60015 USA

Thaw at room temperature (25°C/77°F) or under refrigeration (5°C/41°F). **DO NOT FORCE THAW BY IMMERSION IN WATER BATHS OR BY MICROWAVE IRRADIATION.** The thawed solution is stable for 21 days under refrigeration or 48 hours at room temperature. Do not refreeze.
Handle frozen product containers with care. Product containers may be fragile in the frozen state.
Baxter and Galaxy are registered trademarks of Baxter International Inc.
PL 2040 Plastic

07-04-65-179

Baxter
Ceftriaxone Injection, USP (In Dextrose) **1g**
12 - 50 mL Single-Dose Containers Iso-osmotic
Store at or below -20°C/-4°F. Do not refreeze. **Rx only.** Baxter Healthcare Corporation
Deerfield, IL 60015 USA

Carton Label - 1 g - Panel 1

Carton Label - 1 g - Panel 1

Thaw at room temperature (25°C/77°F) or under refrigeration (5°C/41°F). **DO NOT FORCE THAW BY IMMERSION IN WATER BATHS OR BY MICROWAVE IRRADIATION.** The thawed solution is stable for 21 days under refrigeration or 48 hours at room temperature. **Do not refreeze.**

Handle frozen product containers with care. Product containers may be fragile in the frozen state.

Baxter and Galaxy are registered trademarks of Baxter International Inc.

PL 2040 Plastic

07-04-65-179

Baxter Logo

Ceftriaxone Injection, USP (In Dextrose)

12 - 50 mL Single-Dose Containers **Iso-osmotic**

Store at or below -20°C/-4°F. Do not refreeze.

Rx only

1 g

Baxter Healthcare Corporation

Deerfield, IL 60015 USA

Thaw at room temperature (25°C/77°F) or under refrigeration (5°C/41°F). **DO NOT FORCE**

THAW BY IMMERSION IN WATER BATHS OR BY MICROWAVE IRRADIATION.

The thawed solution is stable for 21 days under refrigeration or 48 hours at room temperature.

Do not refreeze.

Handle frozen product containers with care. Product containers may be fragile in the frozen state.

Baxter and Galaxy are registered trademarks of Baxter International Inc.

PL 2040 Plastic

07-04-65-179

Baxter Logo

Ceftriaxone Injection, USP (In Dextrose)

12 - 50 mL Single-Dose Containers **Iso-osmotic**

Store at or below -20°C/-4°F. Do not refreeze.

Rx only

1 g

Baxter Healthcare Corporation

Deerfield, IL 60015 USA



GALAXY Container

Sterile Nonpyrogenic

Each 50 mL contains: Ceftriaxone Sodium, USP equivalent to 1 g ceftriaxone with approx. 1.9 g of Dextrose Hydrous, USP, added to adjust osmolality. pH may have been adjusted with sodium hydroxide and/or hydrochloric acid. pH range 6.0 to 8.0.

Usual dosage: See package insert.

Caution: Administer IV using sterile equipment. Must not be used in series connections. Do not add supplementary medication. Check for minute leaks by squeezing thawed bag firmly. If leaks are found, discard bag as sterility may be impaired. Do not use unless solution is clear.



GALAXY Container

Sterile Nonpyrogenic

Each 50 mL contains: Ceftriaxone Sodium, USP equivalent to 1 g ceftriaxone with approx. 1.9 g of Dextrose Hydrous, USP, added to adjust osmolality. pH may have been adjusted with sodium hydroxide and/or hydrochloric acid. pH range 6.0 to 8.0.

Usual dosage: See package insert.

Caution: Administer IV using sterile equipment. Must not be used in series connections. Do not add supplementary medication. Check for minute leaks by squeezing thawed bag firmly. If leaks are found, discard bag as sterility may be impaired. Do not use unless solution is clear.

Carton Label - 1 g - Panel 2

Carton Label - 1 g - Panel 2

NDC 0338-5002-41

Code 2G3504

***FOR BAR CODE POSITION ONLY**

(01) 503385002412

GALAXY Container

Sterile Nonpyrogenic

Each 50 mL contains: Ceftriaxone Sodium, USP equivalent to 1 g ceftriaxone with approx.

1.9 g of Dextrose Hydrous, USP, added to adjust osmolality. pH may have been adjusted with sodium hydroxide and/or hydrochloric acid. pH range 6.0 to 8.0.

Usual dosage: See package insert.

Cautions: Administer IV using sterile equipment. Must not be used in series connections.

Do not add supplementary medication. Check for minute leaks by squeezing thawed bag firmly. If leaks are found, discard bag as sterility may be impaired. Do not use unless solution is clear.

NDC 0338-5002-41

Code 2G3504

***FOR BAR CODE POSITION ONLY**

(01) 503385002412

GALAXY Container

Sterile Nonpyrogenic

Each 50 mL contains: Ceftriaxone Sodium, USP equivalent to 1 g ceftriaxone with approx.

1.9 g of Dextrose Hydrous, USP, added to adjust osmolality. pH may have been adjusted with sodium hydroxide and/or hydrochloric acid. pH range 6.0 to 8.0.

Usual dosage: See package insert.

Cautions: Administer IV using sterile equipment. Must not be used in series connections.

Do not add supplementary medication. Check for minute leaks by squeezing thawed bag firmly. If leaks are found, discard bag as sterility may be impaired. Do not use unless solution is clear.

Baxter **2 g**
Ceftriaxone
Injection, USP (In Dextrose)

GALAXY **50 mL** **NDC 0338-5003-41**
 Single Dose **Iso-osmotic** **Code 2G3505**
 Container **Sterile Nonpyrogenic**

Each 50 mL contains: Ceftriaxone Sodium, USP equivalent to 2 g ceftriaxone with approx. 1.2 g Dextrose Hydrated, USP, added to adjust osmolality. pH may have been adjusted with sodium hydroxide and/or hydrochloric acid. pH range 6.0 to 8.0.
 Usual Dosage: See package insert.
 Cautions: Administer IV using sterile equipment. Must not be used in series connections. Do not add supplementary medication. Check for minute leaks and solution clarity. Rx only.
 Store at or below -20°C (-4°F). Thaw at room temperature (25°C/77°F) or under refrigeration (5°C/41°F). DO NOT FREEZE THAW BY IMMERSION IN WATER BATHS OR BY MICROWAVE IRRADIATION. The thawed solution is stable for 24 days under refrigeration or 48 hours at room temperature. Do not refreeze.

Baxter and Galaxy are registered trademarks of PL 2040 Plastic
 Baxter International Inc. 07-34-83-670
 Baxter Healthcare Corporation
 Deerfield, IL 60015 USA
 Made in USA



Baxter Logo
Ceftriaxone
Injection, USP (In Dextrose)
2 g

GALAXY
Single Dose
Container

50 mL
Iso-osmotic

NDC 0338-5003-41
Code 2G3505
Sterile Nonpyrogenic

Each 50 mL contains: Ceftriaxone Sodium, USP equivalent to 2 g ceftriaxone with approx. 1.2 g of Dextrose Hydrated, USP, added to adjust osmolality. pH may have been adjusted with sodium hydroxide and/or hydrochloric acid. pH range 6.0 to 8.0.

Usual dosage: See package insert.

Cautions: Administer IV using sterile equipment. Must not be used in series

connections. Do not add supplementary medication. Check for minute leaks and solution clarity. **Rx only.**

Store at or below -20°C (-4°F). Thaw at room temperature (25°C/77°F) or under refrigeration (5°C/41°F). **DO NOT FORCE THAW BY IMMERSION IN WATER BATHS OR BY MICROWAVE IRRADIATION.** The thawed solution is stable for 21 days under refrigeration or 48 hours at room temperature. **Do not refreeze.**

Baxter and GALAXY are trademarks of
Baxter International Inc.

Baxter Healthcare Corporation

Deerfield, IL 60015 USA

Made in USA

PL 2040 Plastic

07-34-63-670

***BAR CODE POSITION ONLY**

303385003414

Thaw at room temperature (25°C/77°F) or under refrigeration (5°C/41°F). **DO NOT FORCE THAW BY IMMERSION IN WATER BATHS OR BY MICROWAVE IRRADIATION.** The thawed solution is stable for 21 days under refrigeration or 48 hours at room temperature. Do not refreeze.
Handle frozen product containers with care. Product containers may be fragile in the frozen state.
Baxter and Galaxy are registered trademarks of Baxter International Inc.
07-04-65-180
PL 2040 Plastic

Baxter
Ceftriaxone Injection, USP (In Dextrose) **2g**
12 - 50 mL Single-Dose Containers Iso-osmotic
Store at or below -20°C/-4°F. Do not refreeze. **Rx only.** Baxter Healthcare Corporation
Deerfield, IL 60015 USA

Thaw at room temperature (25°C/77°F) or under refrigeration (5°C/41°F). **DO NOT FORCE THAW BY IMMERSION IN WATER BATHS OR BY MICROWAVE IRRADIATION.** The thawed solution is stable for 21 days under refrigeration or 48 hours at room temperature. Do not refreeze.
Handle frozen product containers with care. Product containers may be fragile in the frozen state.
Baxter and Galaxy are registered trademarks of Baxter International Inc.
07-04-65-180
PL 2040 Plastic

Baxter
Ceftriaxone Injection, USP (In Dextrose) **2g**
12 - 50 mL Single-Dose Containers Iso-osmotic
Store at or below -20°C/-4°F. Do not refreeze. **Rx only.** Baxter Healthcare Corporation
Deerfield, IL 60015 USA

Carton Label - 2 g - Panel 1

Carton Label - 2 g - Panel 1

Thaw at room temperature (25°C/77°F) or under refrigeration (5°C/41°F). **DO NOT FORCE**

THAW BY IMMERSION IN WATER BATHS OR BY MICROWAVE IRRADIATION.

The thawed solution is stable for 21 days under refrigeration or 48 hours at room temperature.

Do not refreeze.

Handle frozen product containers with care. Product containers may be fragile in the frozen state.

Baxter and Galaxy are registered trademarks of Baxter International Inc.

PL 2040 Plastic

07-04-65-180

Baxter Logo

Ceftriaxone Injection, USP (In Dextrose)

12 - 50 mL Single-Dose Containers **Iso-osmotic**

Store at or below -20°C/-4°F. Do not refreeze.

Rx only

2 g

Baxter Healthcare Corporation

Deerfield, IL 60015 USA

Thaw at room temperature (25°C/77°F) or under refrigeration (5°C/41°F). **DO NOT FORCE**

THAW BY IMMERSION IN WATER BATHS OR BY MICROWAVE IRRADIATION.

The thawed solution is stable for 21 days under refrigeration or 48 hours at room temperature.

Do not refreeze.

Handle frozen product containers with care. Product containers may be fragile in the frozen state.

Baxter and Galaxy are registered trademarks of Baxter International Inc.

PL 2040 Plastic

07-04-65-180

Baxter Logo

Ceftriaxone Injection, USP (In Dextrose)

12 - 50 mL Single-Dose Containers **Iso-osmotic**

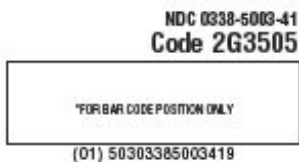
Store at or below -20°C/-4°F. Do not refreeze.

Rx only


2 g

Baxter Healthcare Corporation

Deerfield, IL 60015 USA



GALAXY Container Sterile Nonpyrogenic
Each 50 mL contains: Ceftriaxone Sodium, USP equivalent to 2 g ceftriaxone with approx. 1.2 g of Dextrose Hydrous, USP, added to adjust osmolality. pH may have been adjusted with sodium hydroxide and/or hydrochloric acid. pH range 6.0 to 8.0.
Usual dosage: See package insert.
Caution: Administer IV using sterile equipment. Must not be used in series connections. Do not add supplementary medication. Check for minute leaks by squeezing thawed bag firmly. If leaks are found, discard bag as sterility may be impaired. Do not use unless solution is clear.



GALAXY Container Sterile Nonpyrogenic
Each 50 mL contains: Ceftriaxone Sodium, USP equivalent to 2 g ceftriaxone with approx. 1.2 g of Dextrose Hydrous, USP, added to adjust osmolality. pH may have been adjusted with sodium hydroxide and/or hydrochloric acid. pH range 6.0 to 8.0.
Usual dosage: See package insert.
Caution: Administer IV using sterile equipment. Must not be used in series connections. Do not add supplementary medication. Check for minute leaks by squeezing thawed bag firmly. If leaks are found, discard bag as sterility may be impaired. Do not use unless solution is clear.

Carton Label - 2 g - Panel 2

Carton Label - 2 g - Panel 2

NDC 0338-5003-41

Code 2G3505

***FOR BAR CODE POSITION ONLY**

(01) 503385003419

GALAXY Container

Sterile Nonpyrogenic

Each 50 mL contains: Ceftriaxone Sodium, USP equivalent to 2 g ceftriaxone with

approx.

1.2 g of Dextrose Hydrus, USP, added to adjust osmolality. pH may have been adjusted with sodium hydroxide and/or hydrochloric acid. pH range 6.0 to 8.0.

Usual dosage: See package insert.

Cautions: Administer IV using sterile equipment. Must not be used in series connections.

Do not add supplementary medication. Check for minute leaks by squeezing thawed bag firmly. If leaks are found, discard bag as sterility may be impaired. Do not use unless solution is clear.

NDC 0338-5003-41

Code 2G3505

***FOR BAR CODE POSITION ONLY**

(01) 503385003419

GALAXY Container

Sterile Nonpyrogenic

Each 50 mL contains: Ceftriaxone Sodium, USP equivalent to 2 g ceftriaxone with approx.

1.2 g of Dextrose Hydrus, USP, added to adjust osmolality. pH may have been adjusted with sodium hydroxide and/or hydrochloric acid. pH range 6.0 to 8.0.

Usual dosage: See package insert.

Cautions: Administer IV using sterile equipment. Must not be used in series connections.

Do not add supplementary medication. Check for minute leaks by squeezing thawed bag firmly. If leaks are found, discard bag as sterility may be impaired. Do not use unless solution is clear.

CEFTRIAXONE

ceftriaxone sodium injection, solution

Product Information

Product Type	HUMAN PRESCRIPTION DRUG	Item Code (Source)	NDC:0338-5002
Route of Administration	INTRAVENOUS		

Active Ingredient/Active Moiety

Ingredient Name	Basis of Strength	Strength
CEFTRIAXONE SODIUM (UNII: 023Z5BR09K) (CEFTRIAXONE - UNII:75J73V1629)	CEFTRIAXONE	1 g in 50 mL

Inactive Ingredients

Ingredient Name	Strength
DEXTROSE MONOHYDRATE (UNII: LX22YL083G)	1.9 g in 50 mL
SODIUM HYDROXIDE (UNII: 55X04QC32I)	

HYDROCHLORIC ACID (UNII: QTT17582CB)

WATER (UNII: 059QF0KO0R)

Packaging

#	Item Code	Package Description	Marketing Start Date	Marketing End Date
1	NDC:0338-5002-41	24 in 1 CASE	08/23/2005	
1		50 mL in 1 BAG; Type 0: Not a Combination Product		

Marketing Information

Marketing Category	Application Number or Monograph Citation	Marketing Start Date	Marketing End Date
ANDA	ANDA065224	08/23/2005	

CEFTRIAZONE

ceftriazone sodium injection, solution

Product Information

Product Type	HUMAN PRESCRIPTION DRUG	Item Code (Source)	NDC:0338-5003
Route of Administration	INTRAVENOUS		

Active Ingredient/Active Moiety

Ingredient Name	Basis of Strength	Strength
CEFTRIAZONE SODIUM (UNII: 023Z5BR09K) (CEFTRIAZONE - UNII:75J73V1629)	CEFTRIAZONE	2 g in 50 mL

Inactive Ingredients

Ingredient Name	Strength
DEXTROSE MONOHYDRATE (UNII: LX22YL083G)	1.2 g in 50 mL
SODIUM HYDROXIDE (UNII: 55X04QC32I)	
HYDROCHLORIC ACID (UNII: QTT17582CB)	
WATER (UNII: 059QF0KO0R)	

Packaging

#	Item Code	Package Description	Marketing Start Date	Marketing End Date
1	NDC:0338-5003-41	24 in 1 CASE	08/23/2005	
1		50 mL in 1 BAG; Type 0: Not a Combination Product		

Marketing Information

Marketing Category	Application Number or Monograph Citation	Marketing Start Date	Marketing End Date
ANDA	ANDA065224	08/23/2005	

Labeler - Baxter Healthcare Corporation (005083209)

Establishment

Name	Address	ID/FEI	Business Operations
Baxter Healthcare Corporation		194684502	MANUFACTURE(0338-5002, 0338-5003) , ANALYSIS(0338-5002, 0338-5003) , LABEL(0338-5002, 0338-5003) , PACK(0338-5002, 0338-5003) , STERILIZE(0338-5002, 0338-5003)

Revised: 5/2018

Baxter Healthcare Corporation