

OXYTOCIN- oxytocin injection, solution
Fresenius Kabi USA, LLC

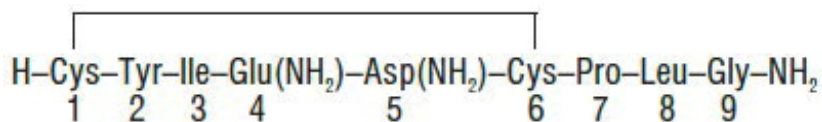
Oxytocin Injection, USP

(SYNTHETIC)

FOR INTRAVENOUS INFUSION OR INTRAMUSCULAR USE

DESCRIPTION

Each mL of Oxytocin Injection, USP (synthetic), intended for intravenous infusion or intramuscular injection, possesses an oxytocic activity equivalent to 10 USP Oxytocin Units and contains chlorobutanol anhydrous (chloral derivative) 0.5%. This product may contain up to 12.5% decomposition products/impurities. Oxytocin injection (synthetic) is a sterile, clear, colorless solution of oxytocin in Water for Injection prepared by synthesis. Acetic acid may have been added for pH adjustment (pH 3.0-5.0). The structural formula is:



CLINICAL PHARMACOLOGY

Oxytocin injection (synthetic) acts on the smooth muscle of the uterus to stimulate contractions; response depends on the uterine threshold of excitability. It exerts a selective action on the smooth musculature of the uterus, particularly toward the end of pregnancy, during labor and immediately following delivery. Oxytocin stimulates rhythmic contractions of the uterus, increases the frequency of existing contractions and raises the tone of the uterine musculature. Synthetic oxytocin does not possess the cardiovascular effects, such as elevation of blood pressure, as exhibited by vasopressin found in posterior pituitary injection.

INDICATIONS AND USAGE

IMPORTANT NOTICE:

Oxytocin Injection, USP (synthetic) is indicated for the medical rather than the elective induction of labor. Available data and information are inadequate to define the benefits to risks considerations in the use of the drug product for elective induction. Elective induction of labor is defined as the initiation of labor for convenience in an individual with

a term pregnancy who is free of medical indications.

Antepartum

Oxytocin injection (synthetic) is indicated for the initiation or improvement of uterine contractions, where this is desirable and considered suitable, in order to achieve early vaginal delivery for fetal or maternal reasons. It is indicated for (1) induction of labor in patients with a medical indication for the initiation of labor, such as Rh problems, maternal diabetes, pre-eclampsia at or near term, when delivery is in the best interest of mother and fetus or when membranes are prematurely ruptured and delivery is indicated; (2) stimulation or reinforcement of labor, as in selected cases of uterine inertia; (3) adjunctive therapy in the management of incomplete or inevitable abortion. In the first trimester, curettage is generally considered primary therapy. In second trimester abortion, oxytocin infusion will often be successful in emptying the uterus. Other means of therapy, however, may be required in such cases.

Postpartum

Oxytocin injection (synthetic) is indicated to produce uterine contractions during the third stage of labor and to control postpartum bleeding or hemorrhage.

CONTRAINDICATIONS

Oxytocin injection (synthetic) is contraindicated in any of the following conditions:

- Significant cephalopelvic disproportion;
- Unfavorable fetal positions or presentations which are undeliverable without conversion prior to delivery, i.e., transverse lies;
- In obstetrical emergencies where the benefit-to-risk ratio for either the fetus or the mother favors surgical intervention;
- In cases of fetal distress where delivery is not imminent;
- Prolonged use in uterine inertia or severe toxemia;
- Hypertonic uterine patterns;
- Patients with hypersensitivity to the drug;
- Induction or augmentation of labor in those cases where vaginal delivery is contraindicated, such as cord presentation or prolapse, total placenta previa, and vasa previa.

WARNINGS

Oxytocin injection (synthetic) when given for induction or stimulation of labor, must be administered only by the intravenous route and with adequate medical supervision in a hospital.

PRECAUTIONS

General

All patients receiving intravenous oxytocin must be under continuous observation by trained personnel with a thorough knowledge of the drug and qualified to identify complications. A physician qualified to manage any complications should be immediately available.

When properly administered, oxytocin should stimulate uterine contractions similar to those seen in normal labor. Overstimulation of the uterus by improper administration can be hazardous to both mother and fetus. Even with proper administration and adequate supervision, hypertonic contractions can occur in patients whose uteri are hypersensitive to oxytocin.

Except in unusual circumstances, oxytocin should not be administered in the following conditions: prematurity, borderline cephalopelvic disproportion, previous major surgery on the cervix or uterus including Caesarean section, overdistention of the uterus, grand multiparity or invasive cervical carcinoma. Because of the variability of the combinations of factors which may be present in the conditions above, the definition of "unusual circumstances" must be left to the judgement of the physician. The decision can only be made by carefully weighing the potential benefits which oxytocin can provide in a given case against rare but definite potential for the drug to produce hypertonicity or tetanic spasm.

Maternal deaths due to hypertensive episodes, subarachnoid hemorrhage, rupture of the uterus and fetal deaths due to various causes have been reported associated with the use of parenteral oxytocic drugs for induction of labor and for augmentation in the first and second stages of labor.

Oxytocin has been shown to have an intrinsic antidiuretic effect, acting to increase water reabsorption from the glomerular filtrate. Consideration should, therefore, be given to the possibility of water intoxication, particularly when oxytocin is administered continuously by infusion and the patient is receiving fluids by mouth.

Drug Interactions

Severe hypertension has been reported when oxytocin was given three to four hours following prophylactic administration of a vasoconstrictor in conjunction with caudal block anesthesia. Cyclopropane anesthesia may modify oxytocin's cardiovascular effects, so as to produce unexpected results such as hypotension. Maternal sinus bradycardia with abnormal atrioventricular rhythms has also been noted when oxytocin was used concomitantly with cyclopropane anesthesia.

Carcinogenesis, Mutagenesis, Impairment of Fertility

There are no animal or human studies on the carcinogenicity and mutagenicity of this drug, nor is there any information on its effect on fertility.

Pregnancy Category C.

There are no known indications for use of oxytocin in the first and second trimester of pregnancy other than in relation to spontaneous or induced abortion. Based on the wide experience with this drug and its chemical structure and pharmacological properties, it would not be expected to present a risk of fetal abnormalities when used as indicated.

Nonteratogenic Effects—See **ADVERSE REACTIONS** in the fetus or infant.

Labor and Delivery—See **INDICATIONS AND USAGE**.

Nursing Mothers

It is not known whether this drug is excreted in human milk. Because many drugs are excreted in human milk, caution should be exercised when oxytocin is administered to a nursing woman.

ADVERSE REACTIONS

To report SUSPECTED ADVERSE REACTIONS, contact Fresenius Kabi USA, LLC at 1-800-551-7176 or FDA at 1-800-FDA-1088 or www.fda.gov/medwatch.

The following adverse reactions have been reported in the mother:

- Anaphylactic reaction
- Postpartum hemorrhage
- Cardiac arrhythmia
- Fatal afibrinogenemia
- Nausea
- Vomiting
- Premature ventricular contractions
- Pelvic hematoma

Excessive dosage or hypersensitivity to the drug may result in uterine hypertonicity, spasm, tetanic contraction or rupture of the uterus.

The possibility of increased blood loss and afibrinogenemia should be kept in mind when administering the drug.

Severe water intoxication with convulsions and coma has occurred, and is associated with a slow oxytocin infusion over a 24-hour period. Maternal death due to oxytocin-induced water intoxication has been reported.

The following adverse reactions have been reported in the fetus or infant:

Due to induced uterine mobility:

- Bradycardia
- Premature ventricular contractions and other arrhythmias
- Permanent CNS or brain damage
- Fetal death

Due to use of oxytocin in the mother:

- Neonatal retinal hemorrhage
- Low Apgar scores at five minutes
- Neonatal jaundice

OVERDOSAGE

Overdosage with oxytocin injection (synthetic) depends essentially on uterine hyperactivity whether or not due to hypersensitivity to this agent. Hyperstimulation with

strong (hypertonic) or prolonged (tetanic) contractions, or a resting tone of 15 to 20 mm H₂O or more between contractions can lead to tumultuous labor, uterine rupture, cervical and vaginal lacerations, postpartum hemorrhage, uteroplacental hypoperfusion and variable deceleration of fetal heart, fetal hypoxia, hypercapnia or death. Water intoxication with convulsions, which is caused by the inherent antidiuretic effect of oxytocin, is a serious complication that may occur if large doses (40 to 50 milliunits/minute) are infused for long periods. Management consists of immediate discontinuation of oxytocin, and symptomatic and supportive therapy.

DOSAGE AND ADMINISTRATION

Dosage of oxytocin is determined by uterine response. The following dosage information is based upon the various regimens and indications in general use.

Induction or Stimulation of Labor

Intravenous infusion (drip method) is the only acceptable method of administration for the induction or stimulation of labor.

Accurate control of the rate of infusion flow is essential. An infusion pump or other such device and frequent monitoring of strength of contractions and fetal heart rate are necessary for the safe administration of oxytocin for the induction or stimulation of labor. If uterine contractions become too powerful, the infusion can be abruptly stopped, and oxytocic stimulation of the uterine musculature will soon wane.

An intravenous infusion of a non-oxytocin containing solution should be started. Physiologic electrolyte solutions should be used except under unusual circumstances.

To prepare the usual solution for intravenous infusion—one mL (10 units) is combined aseptically with 1,000 mL of a non-hydrating diluent.

The combined solution, rotated in the infusion bottle to insure thorough mixing, contains 10 mU/mL. Add the container with dilute oxytocic solution to the system through the use of a constant infusion pump or other such device to control accurately the rate of infusion.

The initial dose should be no more than 1 to 2 mU/min. The dose may be gradually increased in increments of no more than 1 to 2 mU/min., until a contraction pattern has been established which is similar to normal labor.

The fetal heart rate, resting uterine tone, and the frequency, duration, and force of contractions should be monitored.

The oxytocin infusion should be discontinued immediately in the event of uterine hyperactivity or fetal distress. Oxygen should be administered to the mother. The mother and fetus must be evaluated by the responsible physician.

Control of Postpartum Uterine Bleeding

Intravenous Infusion (Drip Method)—To control postpartum bleeding, 10 to 40 units of oxytocin may be added to 1,000 mL of a nonhydrating diluent and run at a rate necessary to control uterine atony.

Intramuscular Administration—1 mL (10 units) of oxytocin can be given after delivery of

the placenta.

Treatment of Incomplete or Inevitable Abortion

Intravenous infusion with physiologic saline solution, 500 mL, or 5% dextrose in physiologic saline solution to which 10 units of oxytocin have been added should be infused at a rate of 20 to 40 drops/minute.

Parenteral drug products should be inspected visually for particulate matter and discoloration prior to administration, whenever solution and container permit.

HOW SUPPLIED

Oxytocin Injection, USP (synthetic) is supplied as follows:

Product Code	Unit of Sale	Strength	Each
RF912011†	NDC 65219-021-01 Unit of 25	10 USP Units per mL	NDC 65219-021-00 1 mL fill in a 2 mL Single-dose Vial This product contains an RFID.
912011†	NDC 63323-012-11 Unit of 25	10 USP Units per mL	NDC 63323-012-03 1 mL fill in a 2 mL Single-dose Vial
1210	NDC 63323-012-10 Unit of 25	100 USP Units per 10 mL (10 USP Units per mL)	NDC 63323-012-06 10 mL fill in a 10 mL Multiple-dose Vial
501230†	NDC 63323-012-30 Unit of 10	300 USP Units per 30 mL (10 USP Units per mL)	NDC 63323-012-02 30 mL fill in a 30 mL Multiple-dose Vial

† The container closure is not made with natural rubber latex

Discard unused portion.

Use only if solution is clear and seal intact.

Store at 20° to 25°C (68° to 77°F) [see USP Controlled Room Temperature].

Do not permit to freeze.

Manufactured by:



Lake Zurich, IL 60047
www.fresenius-kabi.com/us

45789H

Revised: July 2023

PACKAGE LABEL - PRINCIPAL DISPLAY - Oxytocin Injection, USP 10 USP Unit per mL Vial Label

NDC 65219-021-00 RF912011

Oxytocin

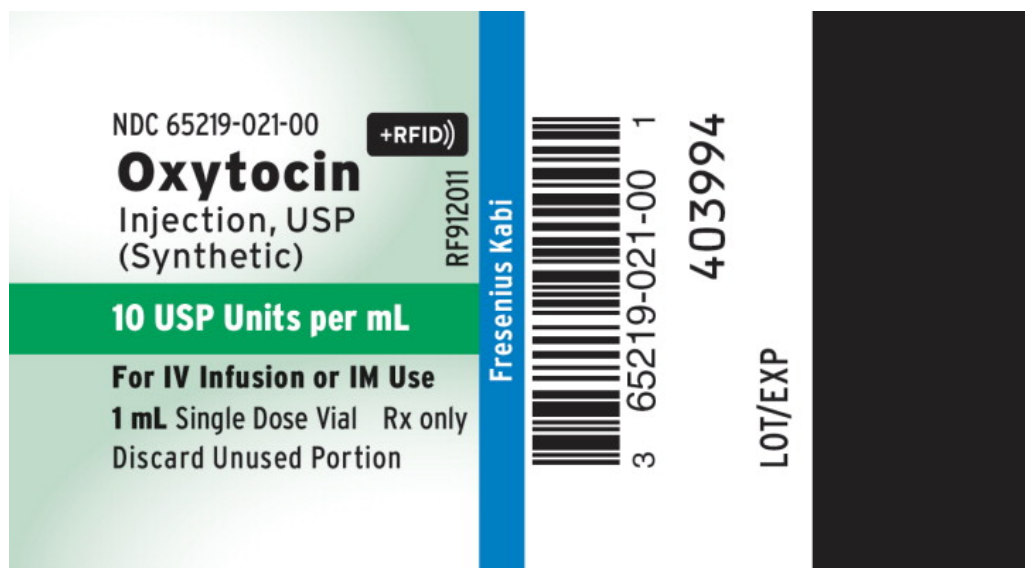
Injection, USP (Synthetic)

10 USP Units per mL

For IV Infusion or IM Use

1 mL Single Dose Vial Rx only

Discard Unused Portion



PACKAGE LABEL - PRINCIPAL DISPLAY - Glycopyrrolate Injection, USP 0.2 mg per mL Tray Label

NDC 65219-021-01 RF912011

Oxytocin

Injection, USP (Synthetic)

10 USP Units per mL

For Intramuscular Infusion or Intramuscular Use

1 mL 25 Single Dose Vials

Discard Unused Portion

NDC 65219-021-01

+RFID

Oxytocin
Injection, USP
(Synthetic)

RF912011

10 USP Units per mL**For Intravenous Infusion
or Intramuscular Use****1 mL** 25 Single Dose Vials
Discard Unused Portion

Sterile

Rx only

Each mL contains: Oxytocic activity equivalent to 10 USP Oxytocin Units; chlorobutanol anhydrous (chloral derivative) 0.5%; Water for Injection q.s. Acetic acid may have been added for pH adjustment.

Usual Dosage: See insert.


Store at 20° to 25°C (68° to 77°F) [see USP Controlled Room Temperature]. Do not permit to freeze.

Use only if solution is clear and seal intact.

The container closure is not made with natural rubber latex.

Fresenius Kabi Lake Zurich, IL 60047

421064



(01)20365219021012

OXYTOCIN

oxytocin injection, solution

Product Information

Product Type	HUMAN PRESCRIPTION DRUG	Item Code (Source)	NDC:65219-021
Route of Administration	INTRAVENOUS, INTRAMUSCULAR		

Active Ingredient/Active Moiety

Ingredient Name	Basis of Strength	Strength
OXYTOCIN (UNII: 1JQS135EYN) (OXYTOCIN - UNII:1JQS135EYN)	OXYTOCIN	10 [USP'U] in 1 mL

Inactive Ingredients

Ingredient Name	Strength
CHLOROBUTANOL (UNII: HM4YQM8WRC)	
ACETIC ACID (UNII: Q40Q9N063P)	

Packaging

#	Item Code	Package Description	Marketing Start Date	Marketing End Date
1	NDC:65219-021-01	25 in 1 TRAY	05/06/2024	
1		10 mL in 1 VIAL, MULTI-DOSE; Type 0: Not a Combination Product		

Marketing Information

Marketing Category	Application Number or Monograph Citation	Marketing Start Date	Marketing End Date
NDA	NDA018248	05/06/2024	

Labeler - Fresenius Kabi USA, LLC (013547657)

Establishment

Name	Address	ID/FEI	Business Operations
Fresenius Kabi USA, LLC		840771732	manufacture(65219-021) , ANALYSIS(65219-021)

Revised: 6/2024

Fresenius Kabi USA, LLC